

Hawai'i Convention Center

Final Documents

DESIGN BUILDER:

NORDIC / PCL
A Joint Venture
Honolulu, HI

ARCHITECTS:

WIMBERLY ALLISON TONG & GOO, INC.
Honolulu, HI

LOSCHKY MARQUARDT & NESHOLM
Seattle, WA

STRUCTURAL CONSULTANT:

SKILLING WARD MAGNUSSON BARKSHIRE, INC.
Seattle, WA

CIVIL / ENVIRONMENTAL:

WILSON OKAMOTO & ASSOCIATES, INC.
Honolulu, HI

LANDSCAPE ARCHITECT:

WALTERS KIMURA MOTODA
Honolulu, HI

LIGHTING:

HORTON-LEES LIGHTING DESIGN, INC.
San Francisco, CA

V.A.C. / ELECTRICAL / PLUMBING:

SYSKA & HENNESSY
Los Angeles, CA

V.A.C. DESIGN BUILDER:

CRITCHFIELD MECHANICAL
Menlo Park, CA

ELECTRICAL DESIGN BUILDER:

LUDVIK ELECTRIC COMPANY
Englewood, CO

PLUMBING DESIGN BUILDER:

SCOTT COMPANY
San Leandro, CA

AV / ACOUSTICAL:

McKAY CONANT BROOK, INC.
Tarzana, CA

ENERGY CODE:

DOUGLAS V. MACMAHON
Honolulu, HI

FOOD SERVICE:

FSA DESIGN
Los Angeles, CA

SECURITY / TELECOMMUNICATIONS:

CON-TECH CONSULTANTS
Dublin, CA

LIFE SAFETY:

ROBERT J. PIELOW ASSOCIATES
Olathe, KS

VERTICAL TRANSPORTATION:

SYSKA & HENNESSY
San Francisco, CA

Architectural

Volume One

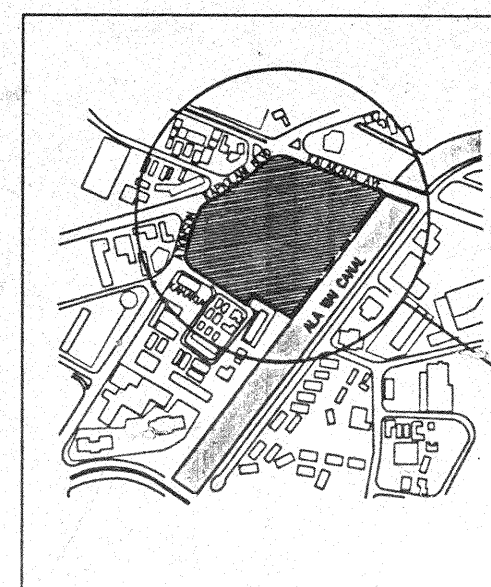
CODE INFORMATION

SITE INFORMATION

TAX MAP KEY: 2-3-35:1
LAND AREA OF PROJECT: 9.7 ACRES
CITY AND COUNTY OF HONOLULU ZONING DESIGNATION: BMX-3


BUILDING INFORMATION

BUILDING CODE: UNIFORM BUILDING CODE
1991 EDITION AND CHAPTER 5 (AMENDMENTS)
TYPE OF CONSTRUCTION: TYPE 1 - FIRE-RESISTIVE
BUILDING HEIGHT: TOP FLOOR HEIGHT = 70'-6"
NUMBER OF STORIES: 4
PARKING: 800 SPACES
OCCUPANCY TYPES: A-21, A-3, B-2, & B-3



VICINITY MAP

PROJECT LOCATION



Hawai'i Convention Center

Convention Center Authority
Honolulu, HI

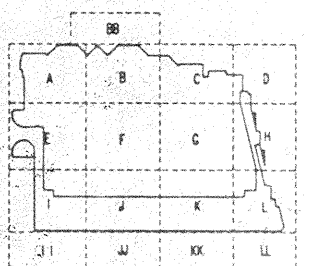

Wimberly Allison Tong & Goo, Inc.
Honolulu, HI

In association with

Loschky Marquardt & Nesholm
Seattle, WA

NORDIC / PCL
A Joint Venture
Honolulu, HI

Consultants



Revisions

No.	Date	By	Description
12/15/95			FINAL DOCUMENTS
10/17/95			OCTOBER COORDINATION
9/15/95			BUILDING PERMIT SET

Sheet Title

COVER SHEET
VOLUME ONE
ARCHITECTURAL

Designed	GL / KJPC
Drawn	
Checked	SPK / EMW
Date	8 / 14 / 95
Job No.	9324
Sheet No.	

Hawai'i Convention Center

Final Documents

A T.1-T.8 COVER SHEET
A 0.1.2 INDEX
A 0.1.3 ABBREVIATIONS

VOLUME ONE:

A 1.1 LIFE SAFETY PLAN EXHIBIT HALL LEVEL
A 1.2 LIFE SAFETY PLAN INTERMEDIATE LEVEL
A 1.2 A LIFE SAFETY PLAN INTERMEDIATE LEVEL
A 1.3 LIFE SAFETY PLAN PARKING LEVEL
A 1.4 LIFE SAFETY PLAN MEETING ROOM LEVEL
A 1.5 LIFE SAFETY PLAN BALLROOM/TERRACE LEVEL

A 2.0.0 UTILIDOR LEVEL OVERALL PLAN
A 2.0.1 EXHIBIT HALL LEVEL OVERALL PLAN
A 2.0.2 INTERMEDIATE LEVEL OVERALL PLAN
A 2.0.3 PARKING LEVEL OVERALL PLAN
A 2.0.4 MEETING ROOM LEVEL OVERALL PLAN
A 2.0.5 BALLROOM/TERRACE LEVEL OVERALL PLAN
A 2.0.6 PENTHOUSE LEVEL OVERALL PLAN
A 2.0.7 ROOF LEVEL OVERALL PLAN

A 2.1.A EXHIBIT LEVEL SECTOR A FLOOR PLAN
A 2.1.B EXHIBIT LEVEL SECTOR B FLOOR PLAN
A 2.1.C EXHIBIT LEVEL SECTOR C FLOOR PLAN
A 2.1.D EXHIBIT LEVEL SECTOR D FLOOR PLAN
A 2.1.E EXHIBIT LEVEL SECTOR E FLOOR PLAN
A 2.1.F EXHIBIT LEVEL SECTOR F FLOOR PLAN
A 2.1.G EXHIBIT LEVEL SECTOR G FLOOR PLAN
A 2.1.H EXHIBIT LEVEL SECTOR H FLOOR PLAN
A 2.1.I EXHIBIT LEVEL SECTOR I FLOOR PLAN
A 2.1.J EXHIBIT LEVEL SECTOR J FLOOR PLAN
A 2.1.K EXHIBIT LEVEL SECTOR K FLOOR PLAN
A 2.1.L EXHIBIT LEVEL SECTOR L FLOOR PLAN
A 2.1.BB EXHIBIT HALL LEVEL SECTOR BB FLOOR PLAN
A 2.1.AA ADMINISTRATION LEVEL AT EL. 19.0' SECTOR A & E FLOOR PLAN

A 2.2.A INTERMEDIATE LEVEL SECTOR A FLOOR PLAN
A 2.2.B INTERMEDIATE LEVEL SECTOR B FLOOR PLAN
A 2.2.C INTERMEDIATE LEVEL SECTOR C FLOOR PLAN
A 2.2.D INTERMEDIATE LEVEL SECTOR D FLOOR PLAN
A 2.2.E INTERMEDIATE LEVEL SECTOR E FLOOR PLAN
A 2.2.H INTERMEDIATE LEVEL SECTOR H FLOOR PLAN
A 2.2.I INTERMEDIATE LEVEL SECTOR I FLOOR PLAN
A 2.2.J INTERMEDIATE LEVEL SECTOR J FLOOR PLAN
A 2.2.K INTERMEDIATE LEVEL SECTOR K FLOOR PLAN
A 2.2.L INTERMEDIATE LEVEL SECTOR L FLOOR PLAN

A 2.3.A PARKING LEVEL SECTOR A FLOOR PLAN
A 2.3.B PARKING LEVEL SECTOR B FLOOR PLAN
A 2.3.C PARKING LEVEL SECTOR C FLOOR PLAN
A 2.3.D PARKING LEVEL SECTOR D FLOOR PLAN
A 2.3.E PARKING LEVEL SECTOR E FLOOR PLAN
A 2.3.F PARKING LEVEL SECTOR F FLOOR PLAN
A 2.3.G PARKING LEVEL SECTOR G FLOOR PLAN
A 2.3.H PARKING LEVEL SECTOR H FLOOR PLAN
A 2.3.I PARKING LEVEL SECTOR I FLOOR PLAN
A 2.3.J PARKING LEVEL SECTOR J FLOOR PLAN
A 2.3.K PARKING LEVEL SECTOR K FLOOR PLAN
A 2.3.L PARKING LEVEL SECTOR L FLOOR PLAN

A 2.4.A MEETING ROOM LEVEL SECTOR A FLOOR PLAN
A 2.4.B MEETING ROOM LEVEL SECTOR B FLOOR PLAN
A 2.4.C MEETING ROOM LEVEL SECTOR C FLOOR PLAN
A 2.4.D MEETING ROOM LEVEL SECTOR D FLOOR PLAN
A 2.4.E MEETING ROOM LEVEL SECTOR E FLOOR PLAN
A 2.4.F MEETING ROOM LEVEL SECTOR F FLOOR PLAN
A 2.4.G MEETING ROOM LEVEL SECTOR G FLOOR PLAN
A 2.4.H MEETING ROOM LEVEL SECTOR H FLOOR PLAN
A 2.4.I MEETING ROOM LEVEL SECTOR I FLOOR PLAN
A 2.4.J MEETING ROOM LEVEL SECTOR J FLOOR PLAN
A 2.4.K MEETING ROOM LEVEL SECTOR K FLOOR PLAN
A 2.4.L MEETING ROOM LEVEL SECTOR L FLOOR PLAN

A 2.5.A BALLROOM LEVEL SECTOR A FLOOR PLAN
A 2.5.B BALLROOM LEVEL SECTOR B FLOOR PLAN
A 2.5.C BALLROOM LEVEL SECTOR C FLOOR PLAN
A 2.5.D BALLROOM LEVEL SECTOR D FLOOR PLAN
A 2.5.E BALLROOM LEVEL SECTOR E FLOOR PLAN
A 2.5.F BALLROOM LEVEL SECTOR F FLOOR PLAN
A 2.5.G BALLROOM LEVEL SECTOR G FLOOR PLAN
A 2.5.H BALLROOM LEVEL SECTOR H FLOOR PLAN
A 2.5.I BALLROOM LEVEL SECTOR I FLOOR PLAN
A 2.5.J BALLROOM LEVEL SECTOR J FLOOR PLAN
A 2.5.K BALLROOM LEVEL SECTOR K FLOOR PLAN
A 2.5.L BALLROOM LEVEL SECTOR L FLOOR PLAN
A 2.5.BB BALLROOM LEVEL SECTOR BB FLOOR PLAN

A 2.6.A PENTHOUSE LEVEL SECTOR A FLOOR PLAN
A 2.6.B PENTHOUSE LEVEL SECTOR B FLOOR PLAN
A 2.6.C PENTHOUSE LEVEL SECTOR C FLOOR PLAN
A 2.6.F PENTHOUSE LEVEL SECTOR F FLOOR PLAN
A 2.6.G PENTHOUSE LEVEL SECTOR G FLOOR PLAN
A 2.6.I PENTHOUSE LEVEL SECTOR I FLOOR PLAN
A 2.6.J PENTHOUSE LEVEL SECTOR J FLOOR PLAN
A 2.6.K PENTHOUSE LEVEL SECTOR K FLOOR PLAN
A 2.6.BT SECTOR B TRELIS PLAN
A 2.6.FT SECTOR F TRELIS PLAN
A 2.6.JT SECTOR J TRELIS PLAN

A 2.7.B ROOF LEVEL SECTOR B FLOOR PLAN
A 2.7.C ROOF LEVEL SECTOR C FLOOR PLAN
A 2.7.F ROOF LEVEL SECTOR F FLOOR PLAN
A 2.7.G ROOF LEVEL SECTOR G FLOOR PLAN
A 2.7.I ROOF LEVEL SECTOR I FLOOR PLAN
A 2.7.J ROOF LEVEL SECTOR J FLOOR PLAN
A 2.7.K ROOF LEVEL SECTOR K FLOOR PLAN

A3.1 EXTERIOR ELEVATIONS - NORTH & EAST
A3.2 EXTERIOR ELEVATIONS - SOUTH & WEST
A3.3 PARTIAL EXTERIOR ELEVATION - NORTH
A3.4 PARTIAL EXTERIOR ELEVATION - NORTH
A3.5 PARTIAL EXTERIOR ELEVATION - NORTH
A3.6 PARTIAL EXTERIOR ELEVATION - NORTH
A3.7 PARTIAL EXTERIOR ELEVATION - NORTH
A3.8 PARTIAL EXTERIOR ELEVATION - EAST
A3.9 PARTIAL EXTERIOR ELEVATION - EAST
A3.10 PARTIAL EXTERIOR ELEVATION - EAST
A3.11 PARTIAL EXTERIOR ELEVATION - EAST
A3.12 PARTIAL EXTERIOR ELEVATION - SOUTH
A3.13 PARTIAL EXTERIOR ELEVATION - SOUTH
A3.14 PARTIAL EXTERIOR ELEVATION - SOUTH
A3.15 PARTIAL EXTERIOR ELEVATION - SOUTH
A3.16 PARTIAL EXTERIOR ELEVATION - SOUTH
A3.17 PARTIAL EXTERIOR ELEVATION - WEST
A3.18 PARTIAL EXTERIOR ELEVATION - WEST
A3.19 PARTIAL EXTERIOR ELEVATION - WEST
A3.20 PARTIAL EXTERIOR ELEVATION - WEST
A3.21 ENLARGED ELEVATIONS
A3.26 ALA HULA MAUKA CONCOURSE ELEVATIONS
A3.27 ALA HULA LEAHI CONCOURSE ELEVATIONS
A3.28 ALA HULA LEAHI COURTYARD ELEVATIONS
A3.29 ALA HULA MAKAI CONCOURSE ELEVATIONS
A3.30 ALA HULA EWA CONCOURSE ELEVATIONS
A3.31 ALA HULA EWA COURTYARD ELEVATIONS
A3.32 PARTIAL REGISTRATION LOBBY WALL ELEVATION
A3.33 PARTIAL REGISTRATION LOBBY WALL ELEVATION
A3.34 ALA HALAWAI CONCOURSE ELEVATIONS
A3.35 ALA HALAWAI CONCOURSE ELEVATIONS
A3.36 EMPLOYEE CORRIDOR ELEVATIONS
A3.37 PEDESTRIAN CORRIDOR ELEVATIONS
A3.38 PANTRY / BAR ELEVATIONS
A3.39 TERRACE ELEVATIONS
A3.40 TERRACE ELEVATIONS
A3.41 PROMENADE ELEVATIONS
A3.42 NORTHEAST REGISTRATION LOBBY ELEVATION
A3.43 NORTHWEST REGISTRATION LOBBY ELEVATION
A3.44 REGISTRATION LOBBY ELEVATION
A3.45 REGISTRATION LOBBY ELEVATION
A3.46 REGISTRATION LOBBY ELEVATION
A3.47 REGISTRATION LOBBY ELEVATION
A3.48 GRAND STAIR ELEVATION LOOKING EAST
A3.49 DRIVE RAMP ELEVATIONS

A 4.0 OVERALL BUILDING SECTIONS
A 4.1 OVERALL BUILDING SECTIONS
A 4.2 PARTIAL BUILDING SECTIONS
A 4.3 PARTIAL BUILDING SECTIONS
A 4.4 PARTIAL BUILDING SECTIONS
A 4.5 PARTIAL BUILDING SECTIONS
A 4.6 PARTIAL BUILDING SECTIONS
A 4.7 PARTIAL BUILDING SECTIONS
A 4.8 PARTIAL BUILDING SECTIONS
A 4.9 PARTIAL BUILDING SECTIONS
A 4.10 PARTIAL BUILDING SECTIONS
A 4.11 PARTIAL BUILDING SECTIONS
A 4.12 PARTIAL BUILDING SECTIONS
A 4.13 PARTIAL BUILDING SECTIONS
A 4.14 PARTIAL BUILDING SECTIONS
A 4.15 PARTIAL BUILDING SECTIONS
A 4.16 PARTIAL BUILDING SECTIONS
A 4.17 PARTIAL BUILDING SECTIONS
A 4.18 PARTIAL BUILDING SECTIONS
A 4.19 PARTIAL BUILDING SECTIONS
A 4.20 PARTIAL BUILDING SECTIONS
A 4.21 PARTIAL BUILDING SECTIONS
A 4.22 PARTIAL BUILDING SECTIONS
A 4.23 PARTIAL BUILDING SECTIONS
A 4.24 PARTIAL BUILDING SECTIONS
A 4.25 PARTIAL BUILDING SECTIONS
A 4.26 PARTIAL BUILDING SECTIONS
A 4.27 PARTIAL BUILDING SECTIONS
A 4.28 PARTIAL BUILDING SECTIONS

VOLUME TWO:

A6.1.1 TOILET ROOM PLANS & ELEVATIONS
A6.1.2 TOILET ROOM PLANS & ELEVATIONS - EXHIBIT HALL LOBBY / TELEPHONE LOBBY
A6.1.3 TOILET ROOM PLANS & ELEVATIONS - EXHIBIT HALL LEVEL
A6.1.4 TOILET ROOM PLANS & ELEVATIONS - EXHIBIT HALL LEVEL
A6.1.5 TOILET ROOM PLANS & ELEVATIONS - EXHIBIT HALL LEVEL
A6.1.6 TOILET ROOM PLANS & ELEVATIONS - WOMEN'S LOCKER ROOM @ EXHIBIT HALL LEVEL
A6.1.7 TOILET ROOM PLANS & ELEVATIONS - MEN'S LOCKER ROOM @ EXHIBIT HALL LEVEL
A6.1.8 TOILET ROOM PLANS & ELEVATIONS @ FOOD SERVICE WOMEN'S LOCKER
A6.1.9 TOILET ROOM PLANS & ELEVATIONS @ FOOD SERVICE MEN'S LOCKER
A6.1.10 TOILET ROOM PLANS & ELEVATIONS - VP BOARDROOM @ PARKING LEVEL
A6.1.11 TOILET ROOM PLANS - PRESENTATION ROOM @ MEETING ROOM LEVEL
A6.1.12 TOILET ROOM ELEVATIONS - PRESENTATION ROOM @ MEETING ROOM LEVEL
A6.1.13 TOILET ROOM PLANS & ELEVATIONS - MEETING ROOM LEVEL
A6.1.14 TOILET ROOM PLANS & ELEVATIONS - MEETING ROOM LEVEL
A6.1.15 TOILET ROOM PLANS & ELEVATIONS - MEETING ROOM LEVEL

A6.1.16 TOILET ROOM PLANS & ELEVATIONS - MEETING ROOM LEVEL
A6.1.17 TOILET ROOM PLANS AND ELEVATIONS - BALLROOM LEVEL
A6.1.18 TOILET ROOM PLANS AND ELEVATIONS - BALLROOM LEVEL
A6.1.19 MISCELLANEOUS TOILET ROOM PLANS & ELEVATIONS
A6.1.20 TOILET ROOM PLANS & ELEVATIONS - EMPLOYEE TOILETS @ BALLROOM LEVEL
A6.1.21 NOT USED
A6.1.22 NOT USED
A6.1.22A NOT USED
A6.1.23 NOT USED
A6.1.24 NOT USED
A6.1.25 NOT USED
A6.1.26 NOT USED
A6.1.27 NOT USED
A6.1.28 NOT USED
A6.1.29 NOT USED
A6.1.30 NOT USED
A6.1.31 NOT USED

A6.2.1 STAIR No. 1 - EXHIBIT, ADMINISTRATION & INTERMEDIATE LEVEL FLOOR PLANS
A6.2.2 STAIR No. 1 - PARKING & MEETING ROOM LEVEL FLOOR PLANS
A6.2.3 STAIR Nos. 1 & 16 - LANDING @ EL. +66'-6" & BALLROOM / TERRACE LEVEL FLOOR PLANS
A6.2.4 STAIR No. 1 - SECTIONS
A6.2.5 STAIR Nos. 1 & 16 - SECTIONS
A6.2.6 STAIR No. 2 - EXHIBIT, LANDING @ EL. +17'-4" & INTERMEDIATE LEVEL FLOOR PLANS
A6.2.7 STAIR No. 2 - PARKING & MEETING ROOM LEVEL FLOOR PLANS
A6.2.8 STAIR No. 2 - LANDING @ EL. +66'-6" & BALLROOM / TERRACE LEVEL FLOOR PLANS
A6.2.9 STAIR No. 2 - SECTIONS
A6.2.10 STAIR No. 3 - INTERMEDIATE, LANDING @ EL. +34'-0" & PARKING LEVEL FLOOR PLANS
A6.2.11 STAIR Nos. 3 & 22 - MEETING ROOM, LANDING @ EL. +66'-6", BALLROOM, & ELEVATOR MACHINE ROOM LEVEL FLOOR PLANS
A6.2.12 STAIR Nos. 3 & 22 - SECTIONS
A6.2.13 STAIR No. 4, 13 & ELEVATOR Nos. 6, 7, & 9 - EXHIBIT, LANDING @ EL. +16'-3" & INTERMEDIATE LEVEL FLOOR PLANS
A6.2.14 STAIR No. 4 & ELEVATOR Nos. 6, 7, & 9 - LANDING @ EL. +34'-0" & PARKING LEVEL FLOOR PLANS
A6.2.15 STAIR No. 4 & ELEVATOR Nos. 6, 7, & 9 - MEETING ROOM & LANDING @ EL. +66'-6" LEVEL FLOOR PLANS
A6.2.16 STAIR No. 4 & 21 & ELEVATOR Nos. 6, 7, & 9 - BALLROOM / TERRACE & ELEVATOR MACHINE ROOM LEVEL FLOOR PLANS
A6.2.17 STAIR No. 4 & ELEVATOR Nos. 6, 7, & 9 - SECTIONS

A6.2.18 STAIR No. 4, 13, & 21 & ELEVATOR Nos. 6, 7, & 9 - SECTIONS
A6.2.19 STAIR Nos. 5 & 15 & ELEVATOR Nos. 4, 5, & 8 - EXHIBIT LANDING @ EL. +16'-3" & INTERMEDIATE LEVEL FLOOR PLANS
A6.2.20 STAIR No. 5 & ELEVATOR Nos. 4, 5, & 8 - LANDING @ EL. +34'-0" & PARKING LEVEL FLOOR PLANS
A6.2.21 STAIR No. 5 & ELEVATOR Nos. 4, 5, & 8 - MEETING ROOM & LANDING @ EL. +66'-6" LEVEL FLOOR PLANS
A6.2.22 STAIR No. 5, LADDER NO.7 & ELEVATOR Nos. 4, 5, & 8 - BALLROOM
A6.2.23 STAIR No. 5 & ELEVATOR Nos. 4, 5, & 8 - SECTIONS
A6.2.24 STAIR No. 5 & ELEVATOR Nos. 4, 5, & 8 - SECTIONS
A6.2.25 STAIR Nos. 5, 15 & ELEVATOR Nos. 4, 5, & 8 - SECTIONS
A6.2.26 STAIR No. 6 - INTERMEDIATE, LANDING @ EL. +34'-0" & PARKING LEVEL FLOOR PLANS
A6.2.27 STAIR Nos. 6 & 20 - MEETING ROOM, LANDING @ EL. +66'-6", BALLROOM / TERRACE, & PENTHOUSE LEVEL FLOOR PLANS
A6.2.28 STAIR Nos. 6 & 20 - SECTIONS
A6.2.29 STAIR Nos. 7 & 7B - EXHIBIT, ADMINISTRATION, & INTERMEDIATE LEVEL FLOOR PLANS
A6.2.29 STAIR Nos. 7 & 7B - PARKING & MEETING ROOM LEVEL FLOOR PLANS

A6.2.30 STAIR No. 7B - LANDING @ EL. +66'-6" & BALLROOM / TERRACE LEVEL FLOOR PLANS
A6.2.31 STAIR No. 7 - SECTIONS
A6.2.32 STAIR No. 7B - SECTIONS
A6.2.33 STAIR No. 8 - EXHIBIT & INTERMEDIATE LEVEL FLOOR PLANS & SECTIONS
A6.2.34 STAIR No. 9 - EXHIBIT & INTERMEDIATE LEVEL FLOOR PLANS & SECTIONS
A6.2.35 STAIR Nos. 10 & 11 - UTILIDOR & EXHIBIT LEVEL FLOOR PLANS & SECTIONS
A6.2.36 STAIR No. 12 & ELEVATOR No. 1 - EXHIBIT, ADMINISTRATION, & INTERMEDIATE LEVEL FLOOR PLANS
A6.2.37 STAIR No. 12 & ELEVATOR No. 1 - PARKING, MEETING ROOM, & BALLROOM / TERRACE LEVEL FLOOR PLANS
A6.2.38 STAIR No. 12 & ELEVATOR No. 1 - SECTIONS & ROOF PLAN
A6.2.39 STAIR No. 14 - EXHIBIT, LANDING @ EL. +15'-8" & INTERMEDIATE LEVEL FLOOR PLANS & SECTIONS

A6.2.40 STAIR Nos. 17 & 18 - MEETING ROOM, BALLROOM / TERRACE & PENTHOUSE LEVEL FLOOR PLANS & SECTIONS
A6.2.41 STAIR No. 19 - MEETING ROOM & BALLROOM / TERRACE LEVEL FLOOR PLANS & SECTIONS
A6.2.42 STAIR No. 19 - SECTIONS
A6.2.42A STAIR Nos. 23,24,25,26,27, & 28: FLOOR PLANS & SECTIONS
A6.2.42B STAIR No. 29: FLOOR PLAN
A6.2.43 ELEVATOR & MISC. DETAILS
A6.2.44 NOT USED
A6.2.45 SHIP'S LADDERS L1, L2 & L3 FLOOR PLANS & SECTIONS
A6.2.46 SHIP'S LADDERS L4 & L5 FLOOR PLANS & SECTIONS
A6.2.47 SHIP'S LADDERS L6 FLOOR PLANS & SECTIONS
A6.2.48 ELEVATOR No. 2 - EXHIBIT, PARKING, MEETING ROOM, & BALLROOM / TERRACE LEVEL FLOOR PLANS
A6.2.49 ELEVATOR No. 2 - SECTIONS & ROOF PLAN
A6.2.50 ELEVATOR No. 3 - EXHIBIT, INTERMEDIATE, PARKING, MEETING ROOM, & BALLROOM LEVEL FLOOR PLANS, SECTIONS, & DETAILS
A6.2.51 ELEVATOR No. 3 - SECTIONS & ROOF PLAN

A7.1 EXHIBIT HALL INTERIOR ELEVATION - NORTH
A7.2 EXHIBIT HALL INTERIOR ELEVATION - EAST
A7.3 EXHIBIT HALL INTERIOR ELEVATION - SOUTH
A7.4 EXHIBIT HALL INTERIOR ELEVATION - WEST
A7.5 INTERIOR ELEVATION - EXHIBIT HALL PARTIAL (RUNNING BOND)
A7.5A INTERIOR ELEVATIONS - VP BOARDROOM #402 & BOARDROOM LOBBY
A7.6 INTERIOR ELEVATIONS - MEETING ROOM #521
A7.7 INTERIOR ELEVATIONS - MEETING ROOM #522
A7.8 INTERIOR ELEVATIONS - MEETING ROOM #545
A7.9 INTERIOR ELEVATIONS - MEETING ROOM #546
A7.10 INTERIOR ELEVATIONS - MEETING ROOM #547
A7.11 INTERIOR ELEVATIONS - MEETING ROOM #548
A7.12 INTERIOR ELEVATIONS - MEETING ROOM #555
A7.13 INTERIOR ELEVATIONS - MEETING ROOM #554
A7.14 INTERIOR ELEVATIONS - MEETING ROOM #553
A7.15 INTERIOR ELEVATIONS - MEETING ROOM #538
A7.16 INTERIOR ELEVATIONS - MEETING ROOM #537
A7.17 INTERIOR ELEVATIONS - MEETING ROOM #536
A7.18 INTERIOR ELEVATIONS - MEETING ROOM #535
A7.19 INTERIOR ELEVATIONS - TELECONFERENCE / PRESS ROOM #523

A7.20 INTERIOR ELEVATIONS - MEETING ROOM #561
A7.21 INTERIOR ELEVATIONS - MEETING ROOM #583
A7.22 INTERIOR ELEVATIONS - MEETING ROOM #584
A7.23 INTERIOR ELEVATIONS - MEETING ROOM #592
A7.24 INTERIOR ELEVATIONS - MEETING ROOM #593
A7.25 INTERIOR ELEVATIONS - MEETING ROOM #585
A7.26 INTERIOR ELEVATIONS - MEETING ROOM #586
A7.27 INTERIOR ELEVATIONS - MEETING ROOM #587
A7.28 INTERIOR ELEVATIONS - MEETING ROOM #588
A7.29 INTERIOR ELEVATIONS - MEETING ROOM #563
A7.30 INTERIOR ELEVATIONS - MEETING ROOM #562
A7.31 INTERIOR ELEVATIONS - MEETING ROOM #594
A7.32 INTERIOR ELEVATIONS - PRESENTATION ROOM #511
A7.33 INTERIOR ELEVATIONS - PRESENTATION ROOM #595
A7.36 INTERIOR ELEVATION - BALLROOM #622
A7.37 INTERIOR ELEVATION - BALLROOM #622
A7.38 INTERIOR ELEVATION - BALLROOM #622
A7.39 INTERIOR ELEVATION - BALLROOM #622

A8.0.1 EXHIBIT HALL LEVEL REFLECTED CEILING PLAN
A8.0.2 INTERMEDIATE LEVEL REFLECTED CEILING PLAN
A8.0.3 PARKING LEVEL REFLECTED CEILING PLAN
A8.0.4 MEETING ROOM LEVEL REFLECTED CEILING PLAN
A8.0.5 BALLROOM LEVEL REFLECTED CEILING PLAN
A8.0.6 PENTHOUSE LEVEL REFLECTED CEILING PLAN

A8.1A EXHIBIT HALL LEVEL REFLECTED CEILING PLAN - SECTOR "A"
A8.1B EXHIBIT HALL LEVEL REFLECTED CEILING PLAN - SECTOR "B"
A8.1C EXHIBIT HALL LEVEL REFLECTED CEILING PLAN - SECTOR "C"
A8.1D EXHIBIT HALL LEVEL REFLECTED CEILING PLAN - SECTOR "D"
A8.1E EXHIBIT HALL LEVEL REFLECTED CEILING PLAN - SECTOR "E"
A8.1H EXHIBIT HALL LEVEL REFLECTED CEILING PLAN - SECTOR "H"
A8.1I EXHIBIT HALL LEVEL REFLECTED CEILING PLAN - SECTOR "I"
A8.1J EXHIBIT HALL LEVEL REFLECTED CEILING PLAN - SECTOR "J"
A8.1K EXHIBIT HALL LEVEL REFLECTED CEILING PLAN - SECTOR "K"
A8.1L EXHIBIT HALL LEVEL REFLECTED CEILING PLAN - SECTOR "L"

A8.2AA INTERMEDIATE LEVEL @ EL. +19' REFLECTED CEILING PLAN - SECTOR "A"
A8.2A INTERMEDIATE LEVEL REFLECTED CEILING PLAN - SECTOR "A"
A8.2B INTERMEDIATE LEVEL REFLECTED CEILING PLAN - SECTOR "B"
A8.2C INTERMEDIATE LEVEL REFLECTED CEILING PLAN - SECTOR "C"
A8.2D INTERMEDIATE LEVEL REFLECTED CEILING PLAN - SECTOR "D"
A8.2E INTERMEDIATE LEVEL REFLECTED CEILING PLAN - SECTOR "E"
A8.2F INTERMEDIATE LEVEL REFLECTED CEILING PLAN - SECTOR "F"
A8.2G INTERMEDIATE LEVEL REFLECTED CEILING PLAN - SECTOR "G"
A8.2H INTERMEDIATE LEVEL REFLECTED CEILING PLAN - SECTOR "H"
A8.2I INTERMEDIATE LEVEL REFLECTED CEILING PLAN - SECTOR "I"
A8.2J INTERMEDIATE LEVEL REFLECTED CEILING PLAN - SECTOR "J"
A8.2K INTERMEDIATE LEVEL REFLECTED CEILING PLAN - SECTOR "K"
A8.2L INTERMEDIATE LEVEL REFLECTED CEILING PLAN - SECTOR "L"

A8.3A PARKING LEVEL REFLECTED CEILING PLAN - SECTOR "A"
A8.3B PARKING LEVEL REFLECTED CEILING PLAN - SECTOR "B"
A8.3C PARKING LEVEL REFLECTED CEILING PLAN - SECTOR "C"
A8.3D PARKING LEVEL REFLECTED CEILING PLAN - SECTOR "D"
A8.3E PARKING LEVEL REFLECTED CEILING PLAN - SECTOR "E"
A8.3F PARKING LEVEL REFLECTED CEILING PLAN - SECTOR "F"
A8.3G PARKING LEVEL REFLECTED CEILING PLAN - SECTOR "G"
A8.3H PARKING LEVEL REFLECTED CEILING PLAN - SECTOR "H"
A8.3I PARKING LEVEL REFLECTED CEILING PLAN - SECTOR "I"
A8.3J PARKING LEVEL REFLECTED CEILING PLAN - SECTOR "J"
A8.3K PARKING LEVEL REFLECTED CEILING PLAN - SECTOR "K"
A8.3L PARKING LEVEL REFLECTED CEILING PLAN - SECTOR "L"

A8.4A MEETING ROOM LEVEL REFLECTED CEILING PLAN - SECTOR "A"
A8.4BB MEETING ROOM LEVEL REFLECTED CEILING PLAN - SECTOR "BB"
A8.4B MEETING ROOM LEVEL REFLECTED CEILING PLAN - SECTOR "B"
A8.4C MEETING ROOM LEVEL REFLECTED CEILING PLAN - SECTOR "C"
A8.4D MEETING ROOM LEVEL REFLECTED CEILING PLAN - SECTOR "D"
A8.4E MEETING ROOM LEVEL REFLECTED CEILING PLAN - SECTOR "E"
A8.4F MEETING ROOM LEVEL REFLECTED CEILING PLAN - SECTOR "F"
A8.4G MEETING ROOM LEVEL REFLECTED CEILING PLAN - SECTOR "G"
A8.4H MEETING ROOM LEVEL REFLECTED CEILING PLAN - SECTOR "H"
A8.4I MEETING ROOM LEVEL REFLECTED CEILING PLAN - SECTOR "I"
A8.4J MEETING ROOM LEVEL REFLECTED CEILING PLAN - SECTOR "J"
A8.4K MEETING ROOM LEVEL REFLECTED CEILING PLAN - SECTOR "K"
A8.4L MEETING ROOM LEVEL REFLECTED CEILING PLAN - SECTOR "L"

A8.5A BALLROOM LEVEL REFLECTED CEILING PLAN - SECTOR "A"
A8.5B BALLROOM LEVEL REFLECTED CEILING PLAN - SECTOR "B"
A8.5C BALLROOM LEVEL REFLECTED CEILING PLAN - SECTOR "C"
A8.5F BALLROOM LEVEL REFLECTED CEILING PLAN - SECTOR "F"
A8.5G BALLROOM LEVEL REFLECTED CEILING PLAN - SECTOR "G"
A8.5I BALLROOM LEVEL REFLECTED CEILING PLAN - SECTOR "I"
A8.5J BALLROOM LEVEL REFLECTED CEILING PLAN - SECTOR "J"
A8.5K BALLROOM LEVEL REFLECTED CEILING PLAN - SECTOR "K"

A8.6B PENTHOUSE LEVEL REFLECTED CEILING PLAN - SECTOR "B"
A8.6C PENTHOUSE LEVEL REFLECTED CEILING PLAN - SECTOR "C"
A8.6F PENTHOUSE LEVEL REFLECTED CEILING PLAN - SECTOR "F"
A8.6G PENTHOUSE LEVEL REFLECTED CEILING PLAN - SECTOR "G"
A8.6I PENTHOUSE LEVEL REFLECTED CEILING PLAN - SECTOR "I"
A8.6J PENTHOUSE LEVEL REFLECTED CEILING PLAN - SECTOR "J"
A8.6K PENTHOUSE LEVEL REFLECTED CEILING PLAN - SECTOR "K"

A9.0.1 EXHIBIT HALL LEVEL FLOOR FINISH PLAN
A9.0.2 INTERMEDIATE LEVEL FLOOR FINISH PLAN
A9.0.3 PARKING LEVEL FLOOR FINISH PLAN
A9.0.4 MEETING ROOM LEVEL FLOOR FINISH PLAN
A9.0.5 BALLROOM LEVEL FLOOR FINISH PLAN

A9.1A EXHIBIT HALL LEVEL FLOOR FINISH PLAN - SECTOR "A"
A9.1BB EXHIBIT HALL LEVEL FLOOR FINISH PLAN - SECTOR "BB"
A9.1B EXHIBIT HALL LEVEL FLOOR FINISH PLAN - SECTOR "B"
A9.1C EXHIBIT HALL LEVEL FLOOR FINISH PLAN - SECTOR "C"
A9.1D EXHIBIT HALL LEVEL FLOOR FINISH PLAN - SECTOR "D"
A9.1E EXHIBIT HALL LEVEL FLOOR FINISH PLAN - SECTOR "E"
A9.1F EXHIBIT HALL LEVEL FLOOR FINISH PLAN - SECTOR "F"
A9.1G EXHIBIT HALL LEVEL FLOOR FINISH PLAN - SECTOR "G"
A9.1H EXHIBIT HALL LEVEL FLOOR FINISH PLAN - SECTOR "H"
A9.1I EXHIBIT HALL LEVEL FLOOR FINISH PLAN - SECTOR "I"
A9.1J EXHIBIT HALL LEVEL FLOOR FINISH PLAN - SECTOR "J"
A9.1K EXHIBIT HALL LEVEL FLOOR FINISH PLAN - SECTOR "K"
A9.1L EXHIBIT HALL LEVEL FLOOR FINISH PLAN - SECTOR "L"

A9.2AA INTERMEDIATE LEVEL @ EL. +19'-0" FLOOR FINISH PLAN - SECTOR "A"
A9.2A INTERMEDIATE LEVEL FLOOR FINISH PLAN - SECTOR "A"
A9.2E INTERMEDIATE LEVEL FLOOR FINISH PLAN - SECTOR "E"
A9.2I INTERMEDIATE LEVEL FLOOR FINISH PLAN - SECTOR "I"
A9.2J INTERMEDIATE LEVEL FLOOR FINISH PLAN - SECTOR "J"
A9.2K INTERMEDIATE LEVEL FLOOR FINISH PLAN - SECTOR "K"
A9.2L INTERMEDIATE LEVEL FLOOR FINISH PLAN - SECTOR "L"


A9.3A PARKING LEVEL FLOOR FINISH PLAN - SECTOR "A"
A9.3B PARKING LEVEL FLOOR FINISH PLAN - SECTOR "B"
A9.3C PARKING LEVEL FLOOR FINISH PLAN - SECTOR "C"
A9.3J PARKING LEVEL FLOOR FINISH PLAN - SECTOR "J"
A9.3K PARKING LEVEL FLOOR FINISH PLAN - SECTOR "K"
A9.3L PARKING LEVEL FLOOR FINISH PLAN - SECTOR "L"

A9.4A MEETING ROOM LEVEL FLOOR FINISH PLAN - SECTOR "A"
A9.4B MEETING ROOM LEVEL FLOOR FINISH PLAN - SECTOR "B"
A9.4C MEETING ROOM LEVEL FLOOR FINISH PLAN - SECTOR "C"
A9.4D MEETING ROOM LEVEL FLOOR FINISH PLAN - SECTOR "D"
A9.4E MEETING ROOM LEVEL FLOOR FINISH PLAN - SECTOR "E"
A9.4F MEETING ROOM LEVEL FLOOR FINISH PLAN - SECTOR "F"
A9.4G MEETING ROOM LEVEL FLOOR FINISH PLAN - SECTOR "G"
A9.4H MEETING ROOM LEVEL FLOOR FINISH PLAN - SECTOR "H"
A9.4I MEETING ROOM LEVEL FLOOR FINISH PLAN - SECTOR "I"
A9.4J MEETING ROOM LEVEL FLOOR FINISH PLAN - SECTOR "J"
A9.4K MEETING ROOM LEVEL FLOOR FINISH PLAN - SECTOR "K"
A9.4L MEETING ROOM LEVEL FLOOR FINISH PLAN - SECTOR "L"

A9.5A BALLROOM LEVEL FLOOR FINISH PLAN - SECTOR "A"
A9.5B BALLROOM LEVEL FLOOR FINISH PLAN - SECTOR "B"
A9.5C BALLROOM LEVEL FLOOR FINISH PLAN - SECTOR "C"
A9.5E BALLROOM LEVEL FLOOR FINISH PLAN - SECTOR "E"
A9.5F BALLROOM LEVEL FLOOR FINISH PLAN - SECTOR "F"
A9.5G BALLROOM LEVEL FLOOR FINISH PLAN - SECTOR "G"
A9.5I BALLROOM LEVEL FLOOR FINISH PLAN - SECTOR "I"
A9.5J BALLROOM LEVEL FLOOR FINISH PLAN - SECTOR "J"
A9.5K BALLROOM LEVEL FLOOR FINISH PLAN - SECTOR "K"

A10.0 UTILIDOR LEVEL WATERPROOFING PLAN
A10.1 EXHIBIT LEVEL WATERPROOFING PLAN
A10.2 INTERMEDIATE LEVEL WATERPROOFING PLAN
A10.3 PARKING LEVEL WATERPROOFING PLAN
A10.4 MEETING ROOM LEVEL WATERPROOFING PLAN
A10.5 BALLROOM/TERRACE LEVEL WATERPROOFING PLAN
A10.6 ROOF LEVEL WATERPROOFING PLAN

GR 2.1 EXHIBIT LEVEL SIGN LOCATION PLAN
GR 2.2 INTERMEDIATE LEVEL SIGN LOCATION PLAN
GR 2.3 PARKING LEVEL SIGN LOCATION PLAN
GR 2.4 MEETING ROOM LEVEL SIGN LOCATION PLAN
GR 2.5 BALLROOM/TERRACE LEVEL SIGN LOCATION PLAN
GR 2.6 PENTHOUSE LEVEL SIGN LOCATION PLAN



Hawai'i Convention Center

Convention Center Authority
Honolulu, HI

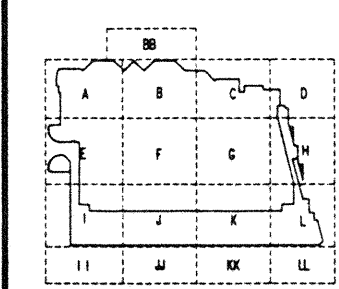

Wimberly Allison Tong & Goo, Inc.
Honolulu, HI

in association with

Loschky Marquardt & Nesholm
Seattle, WA

NORDIC / PCL
A Joint Venture
Honolulu, HI

Consultants



Revisions			
No.	Date	By	Description
12/15/95			FINAL DOCUMENTS
10/17/95			OCTOBER COORDINATION
9/15/95			BUILDING PERMIT SET

DRAWING INDEX	
Designed	GL / KNPC
Drawn	
Checked	SPK / EW
Date	8 / 14 / 95
Job No.	9324
Sheet No.	

ABBREVIATIONS


#	AND	FA	FIRE ALARM
∠	ANGLE	FB	FLAT BAR
∩	AT	FE	FIRE EXTINGUISHER
∩	DIAMETER, ROUND	FEC	FIRE EXTINGUISHER CABINET
⊥	PERPENDICULAR	FD	FLOOR DRAIN
C	CHANNEL	FDN	FOUNDATION
⊕	PLATE	FF	FACTORY FINISH
•	POUND, NUMBER	FH	FLAT HEAD
⊖	CENTERLINE	FHC	FIRE HOSE CABINET
		FN	FINISH
		FLASH	FLASHING
AB	ANCHOR BOLT	FLR	FLOOR
ABV	ABOVE	FLUR	FLOOR
AC	ACOUSTICAL	FO	FLOOR
A/C	AIR CONDITIONING	FOC	FACE OF CONCRETE
AC PNL	ACOUSTICAL PANEL	FOF	FACE OF FINISH
ACT	ACOUSTICAL CEILING TILE	FOO	FURNISHED BY OWNER/INSTALLED BY CONTRACTOR
AD	ACCESS DOOR	FOM	FURNISHED BY OWNER/INSTALLED BY OWNER
ADJ	ADJUSTABLE	FOS	FACE OF MASONRY
AF	ABOVE FINISH FLOOR	FOS	FACE OF STUDS, FACE OF STEEL
AGGR	AGGREGATE	FP	FIRE PROOFING
ALUM	ALUMINUM	FRMG	FRAMING
AP	ACCESS PANEL	FRT	FIRE RETARDANT TREATED
APPROX	APPROXIMATE(LY)	FS	FULL SIZE
ARCH	ARCHITECTURAL	FT	FOOT, FEET
ASPH	ASPHALT	FTG	FOOTING
AT	ACOUSTICAL TILE CEILING	FURR	FURRING
AWP	ACOUSTICAL WALL PANEL	FUT	FUTURE
		GA	GAGE
B	BASE	GALV	GALVANIZED
BD	BOARD	GB	GRAB BAR
BITUM	BITUMINOUS	GC	GENERAL CONTRACTOR
BLDG	BUILDING	GL	GLASS
BLK	BLOCK	GND	GROUND
BLKG	BLOCKING	GR	GRADE
BM	BEAM	GWB	GYPSON WALL BOARD
BO	BOTTOM OF	GYP	GYPSON
BOC	BOTTOM OF CURB		
BOT	BOTTOM	HB	HOSE BIBB
BTWN	BETWEEN	HC	HOLLOW CORE, HANDICAP
BUR	BUILT-UP ROOFING	HDWR	HARDWARE
		HM	HOLLOW METAL (STEEL)
CAB	CABINET	HORIZ	HORIZONTAL
CB	CATCH BASIN, CARRIAGE BOLT	HR	HOUR
CEM	CEMENT	HSB	HIGH STRENGTH BOLT
CHAM	CHAMFER	HT	HEIGHT
CHAN	CHANNEL	HW	HARDWARE
CP	CAST IN PLACE		
CJ	CONSTRUCTION JOINT, CONTROL JOINT	ID	INSIDE DIAMETER, INSIDE DIMENSION
CL	CENTERLINE	IN	INCHES
CLG	CEILING	INCL	INCLUDE (D) (ING)
CLKG	CEILING	INSUL	INSULATION, INSULATED
CLO	CLOSET	INT	INTERIOR
CLR	CLEAR	JAN	JANITOR
CMU	CONCRETE MASONRY UNIT	JT	JOINT
CNTR	COUNTER	KPL	KICKPLATE
CO	CLEAN OUT, CONCRETE OPENING		
COLUM	COLUMN	LAM	LAMINATE
COMM	COMMUNICATION	LAV	LAVATORY
CONC	CONCRETE	LB	POUND
COND	CONDITION	LKR	LOCKER
CONN	CONNECTION	LLH	LONG LEG HORIZONTAL
CONSTR	CONSTRUCTION	LLV	LONG LEG VERTICAL
CONT	CONTINUOUS	LOC	LOCATION
CONTR	CONTRACTOR	LP	LOW POINT
CORR	CORRIDOR, CORRUGATED	LT	LIGHT
CPT	CARPET	LVR	LOUVER
CSK	COUNTERSINK (SUNK)		
CT	CERAMIC TILE	MAT	MATERIAL
CTR	CENTER	MAX	MAXIMUM
		MB	MACHINE BOLT
DBL	DOUBLE	MECH	MECHANICAL
DD	DECK DRAIN	MEMB	MEMBRANE
DET	DETAIL	MET	METAL
DF	DRINKING FOUNTAIN	MFR	MANUFACTURER
DIA	DIAMETER	MIN	MINIMUM, MINUTE
DIAG	DIAGONAL	MIR	MIRROR
DM	DIMENSION	MISC	MISCELLANEOUS
DSP	DISPENSER	MO	MASONRY OPENING
DN	DOWN	MTD	MOUNTED
DO	DOOR OPENING, DITTO	MTG	MOUNTING
DP	DAMP PROOFING	MTL	METAL
DR	DOOR	MUL	MULLION
DS	DOWNSPOUT		
DWG	DRAWING	N	NORTH
DWR	DRAWER	N/C	NOT IN CONTRACT
		NO	NUMBER
E	EAST	NOM	NOMINAL
EA	EACH	NRC	NOISE REDUCTION COEFFICIENT
EB	EXPANSION BOLT	NSLP	NO SLIP
EJ	EXPANSION JOINT	NTS	NOT TO SCALE
EL	ELEVATION, ELEVATOR		
ELEC	ELECTRICAL	OA	OVERALL
ELEV	ELEVATION	OC	ON CENTER
EMER	EMERGENCY	OD	OUTSIDE DIAMETER (DIMENSION)
ENCL	ENCLOSURE	OFD	OVERFLOW DRAIN
EP	ELECTRICAL PANELBOARD	OFF	OFFICE
EQ	EQUAL	OH	OPPOSITE HAND, OVERHEAD
EQJ	EARTHQUAKE JOINT	OHD	OVERHEAD DOOR
EQUIP	EQUIPMENT	OPNG	OPENING
EW	ELECTRIC WATER COOLER	OPP	OPPOSITE
EXH	EXHAUST		
EXIST	EXISTING		
EXP	EXPANSION, EXPOSED		
EXT	EXTERIOR		
EXTR	EXTRUDED		

MATERIAL SYMBOLS

	EARTH
	GRAVEL
	CONCRETE
	MORTAR
	CMU
	BRICK
	WOOD, ROUGH
	WOOD, FINISH
	PLYWOOD
	PARTICLE BOARD
	BATT INSULATION
	RGD INSULATION
	METAL, FERROUS
	METAL, NON-FERROUS
	STONE
	GYPSON WALL BOARD
	ACOUSTICAL PANELS
	CERAMIC TILE
	CARPET
	PC PLASTER
	PRECAST
	PLANTER DRAIN
	PLAZA DECK (INSULATION)
	PERFORATED
	PLATE
	PLASTIC LAMINATE PLASTER
	PLYWOOD PANEL
	PAINTED
	PAR
	PREFABRICATED
	POINT, PRESERVATIVE TREATED
	PAPER TOWEL DISPENSER
	PAPER TOWEL DISPENSER/RECEPTACLE
	PARTITION
	PAPER TOWEL RECEPTACLE
	RISER, RADIUS
	RADIUS
	ROOF DRAIN
	REFER TO
	REFERENCE
	REFRIGERATOR
	REINFORCED
	REINFORCEMENT
	RESILIENT
	REVISED, REVISION
	ROOM
	ROUGH OPENING
	RAILROAD
	RUBBER
	RUSTICATION
	SOUTH
	SOLID CORE
	SEAT COVER DISPENSER
	SCHEDULE
	SOAP DISPENSER
	SECTION
	SHEET
	SHEATHING
	SMEAR
	SEALANT
	SANITARY NAPKIN DISPENSER
	SANITARY NAPKIN RECEPTACLE
	SPECIFICATION
	SQUARE
	STAINLESS STEEL
	STATION
	SOUND TRANSMISSION COEFFICIENT
	STANDARD
	STEEL
	STORAGE
	STRUCTURAL
	STRUCTURAL (AL)
	SELF TAPPING SCREW
	SUSPENDED
	SHEET VINYL
	SYMMETRICAL SYSTEM
	TREAD, TOP
	TELEPHONE
	TEMPERED, TEMPERATURE, TEMPORARY
	TERRAZZO
	THICK
	THRESHOLD
	TOP OF
	TOP OF CURB, TOP OF CONCRETE
	TOP OF PAVEMENT
	TOP OF STEEL, TOP OF SLAB
	TOP OF WALL
	TOILET PAPER DISPENSER
	TYPICAL
	UNDERWRITERS LABORATORY
	UNLESS NOTED OTHERWISE
	URINAL
	VAPOR BARRIER
	VINYL COMPOSITION TILE
	VERTICAL
	VINYL TILE
	VENT THRU ROOF
	VINYL WALL COVERING
	WEST
	WITH
	WATER CLOSET
	WOOD
	WINDOW
	WATER HEATER
	WITHOUT
	WATERPROOFING
	WATER RESISTANT
	WAINSCOT
	WEIGHT
	WELDED WIRE MESH

GRAPHIC SYMBOLS

	OFFICE 101
	ROOM NAME & NUMBER (REFER TO DETAIL MANUAL, DIVISION 7.0)
	WALL TYPE (REFER TO DETAIL MANUAL, DIVISION 7.0)
	DOOR AND/OR RELITE NUMBER (OPENING NUMBER) (REFER TO DETAIL BOOK, DIVISION 5)
	GRILLE NUMBER
	LOUVER NUMBER (REFERS TO RM #)
	WINDOW NUMBER
	REVISION NUMBER
	EQUIPMENT NUMBER
	FLOOR MATERIAL TRANSITION
	VERTICAL ELEVATION MARK
	SPOT ELEVATION
	MATCH LINE INDICATOR (PLAN SHEETS)
	MATCH LINE INDICATOR (SHADED SIDE CONSIDERED)
	GRID LINES
	TYPICAL DETAIL INDICATOR
	Detail Number
	Detail Group
	Direction of Detail Cut
	BUILDING SECTION INDICATOR
	PARTIAL BUILDING SECTION INDICATOR
	ELEVATION INDICATOR



Hawai'i Convention Center

Convention Center Authority
Honolulu, HI

Wimberly Allison Tong & Goo, Inc.
Honolulu, HI

in association with
Loschky Marquardt & Nesholm
Seattle, WA

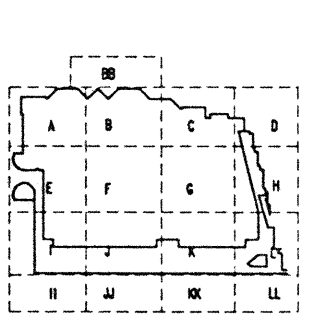

NORDIC / PCL
A Joint Venture
Honolulu, HI

Consultants

This work was prepared by me or under my supervision and construction of this project will be under my observation.

Joseph M. Wainale
LISENSED PROFESSIONAL ARCHITECT
No. 5343
HAWAII, U.S.A.

Supervision as defined in Title 10 Chapter 10 Section 1.02 of the Rules and Regulations of the Board of Professional Engineers, Architects, and Surveyors of the State of Hawaii.




Revisions

12-15-95	FINAL DOCUMENTS
10-17-95	OCTOBER COORDINATION
9-15-95	BUILDING PERMIT SET

No. Date By Description

ABBREVIATIONS & SYMBOLS

Designed	GL,KNPC
Drawn	TM,RR,MI,BT,DJ
Checked	RZ,OR,HM
Date	8-14-95
Job No.	93036.02.9



Hawaii Convention Center

Convention Center Authority
Honolulu, HI

Wimberly Allison Tong & Goo, Inc.
Honolulu, HI

in association with

Loschky Marquardt & Neshom
Seattle, WA

NORDIC / PCL

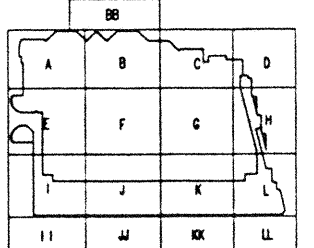
A Joint Venture
Honolulu, HI

Consultants



This work was prepared by me or under my supervision and construction of this project will be under my observation.

Signature



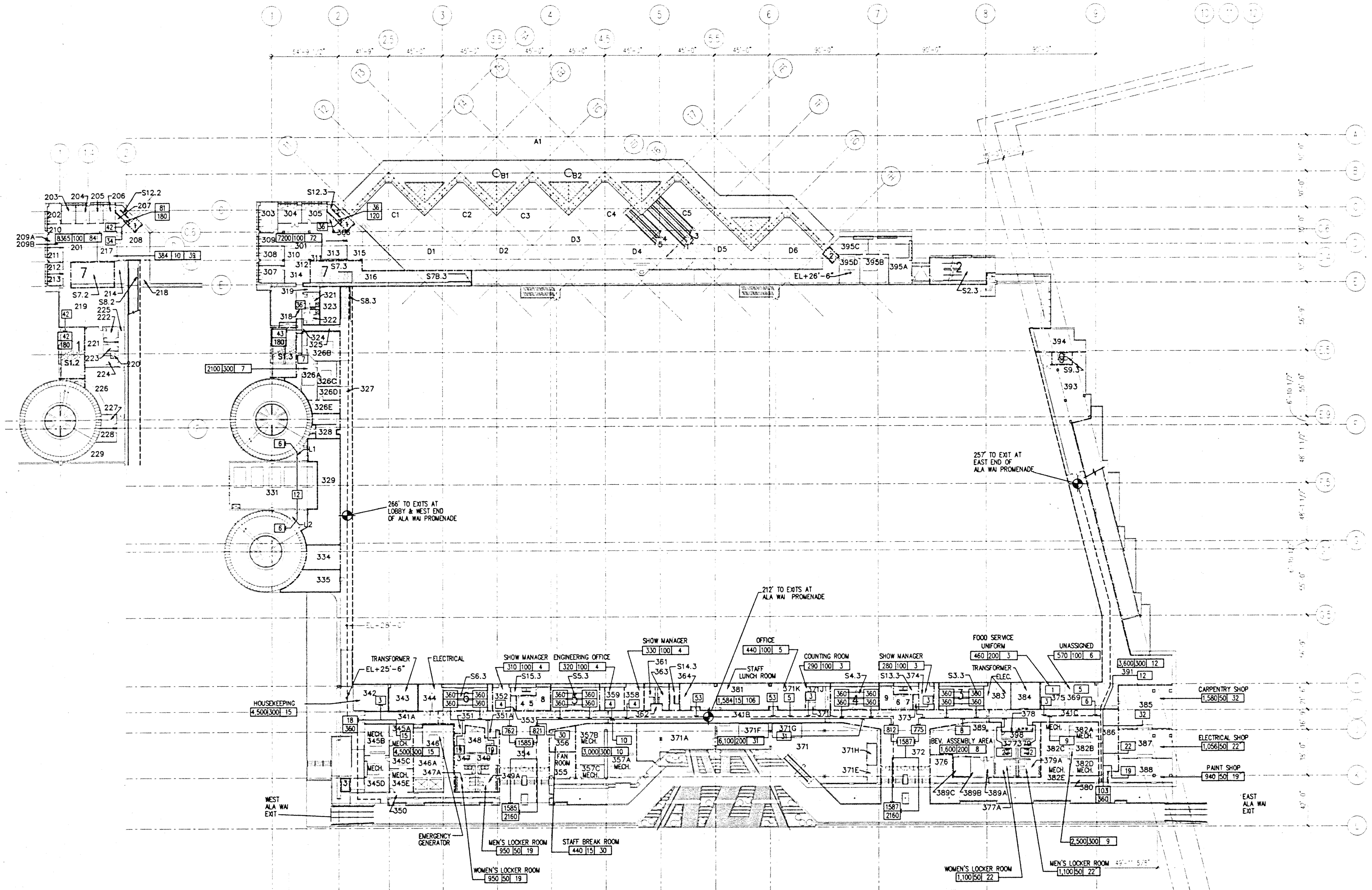
Revisions

12/15/95 FINAL DOCUMENTS
No. Date By Description

INTERMEDIATE LEVEL LIFE SAFETY PLAN

Designed GL / KNPC
Drawn ENW
Checked SRK / ENW
Date 8 / 14 / 95
Job No. 93214
Sheet No.

A 1.2




LEGEND

- 1 HOUR FIRE RATED WALL
- 1 HOUR OCCUPANCY SEPARATION WALL
- 2 HOUR FIRE RATED WALL
- 2 HOUR OCCUPANCY SEPARATION WALL
- 3 HOUR FIRE RATED WALL
- EGRESS ROUTE
- ROOM SQUARE FOOTAGE
- OCCUPANT LOAD FACTOR
- OCCUPANT LOAD OF ROOM
- CUMULATIVE OCCUPANT LOAD ALONG EXIT PATH
- MAXIMUM OCCUPANT LOAD
- TOTAL EXIT CAPACITY

INTERMEDIATE LEVEL LIFE SAFETY PLAN

1/32" = 1'-0"






Hawaii Convention Center

Convention Center Authority
Honolulu, HI

Wimberly Allison Tong & Goo, Inc.
Honolulu, HI
in association with
Loschky Marquardt & Nesholm
Seattle, WA

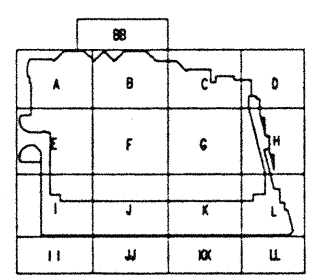
NORDIC / PCL
A Joint Venture
Honolulu, HI

Consultants



This work was prepared by me or under my supervision and construction of this project will be under my observation.

Eric J. Watanabe



Revisions

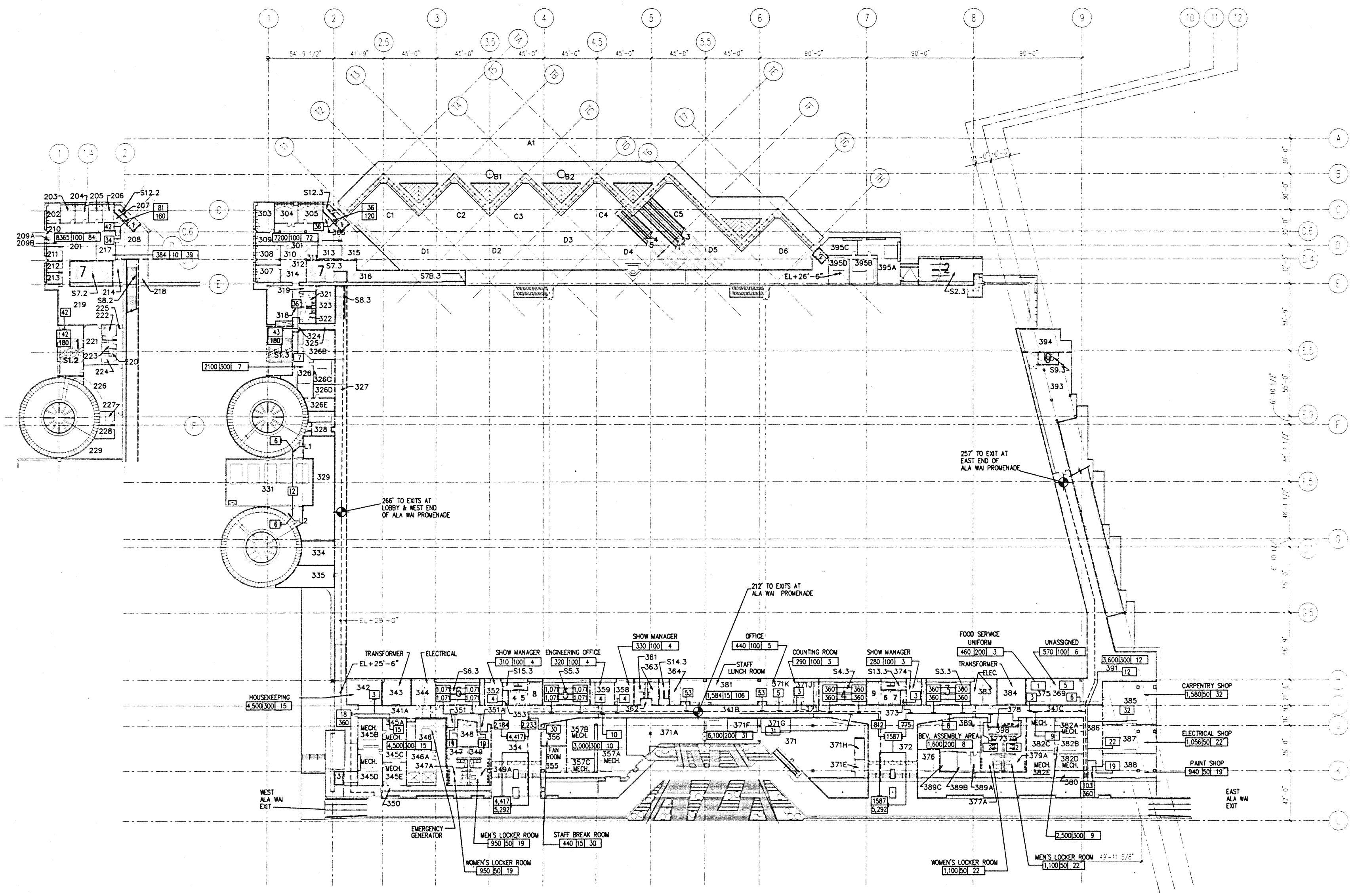
No.	Date	By	Description
12/15/95			FINAL DOCUMENTS

Sheet Title

INTERMEDIATE LEVEL LIFE SAFETY PLAN

Designed	GL / KNPC
Drawn	EW
Checked	SRK / EW
Date	8 / 14 / 95
Job No.	95214
Sheet No.	

A 1.2.A

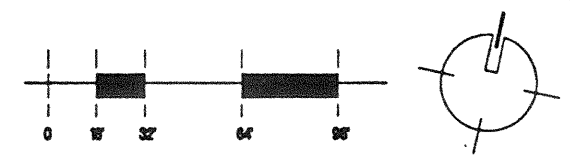



LEGEND

- 1 HOUR FIRE RATED WALL
- 1 HOUR OCCUPANCY SEPARATION WALL
- 2 HOUR FIRE RATED WALL
- 2 HOUR OCCUPANCY SEPARATION WALL
- 3 HOUR FIRE RATED WALL
- EGRESS ROUTE
- ROOM SQUARE FOOTAGE
- OCCUPANT LOAD FACTOR
- OCCUPANT LOAD OF ROOM
- CUMULATIVE OCCUPANT LOAD ALONG EXIT PATH
- MAXIMUM OCCUPANT LOAD
- TOTAL EXIT CAPACITY

INTERMEDIATE LEVEL LIFE SAFETY PLAN

1/2" = 1'-0"





Hawai'i Convention Center

Convention Center Authority
Honolulu, HI

Wimberly Allison Tong & Goo, Inc.
Honolulu, HI

in association with

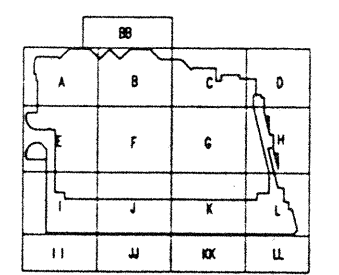
Loschky Marquardt & Nesholm
Seattle, WA

NORDIC / PCL
A Joint Venture
Honolulu, HI

Consultants

This work was prepared by me or under my supervision and construction of this project will be under my observation.

Eric L. Watanabe
Professional Engineer
No. 5713
HAWAII, U.S.A.



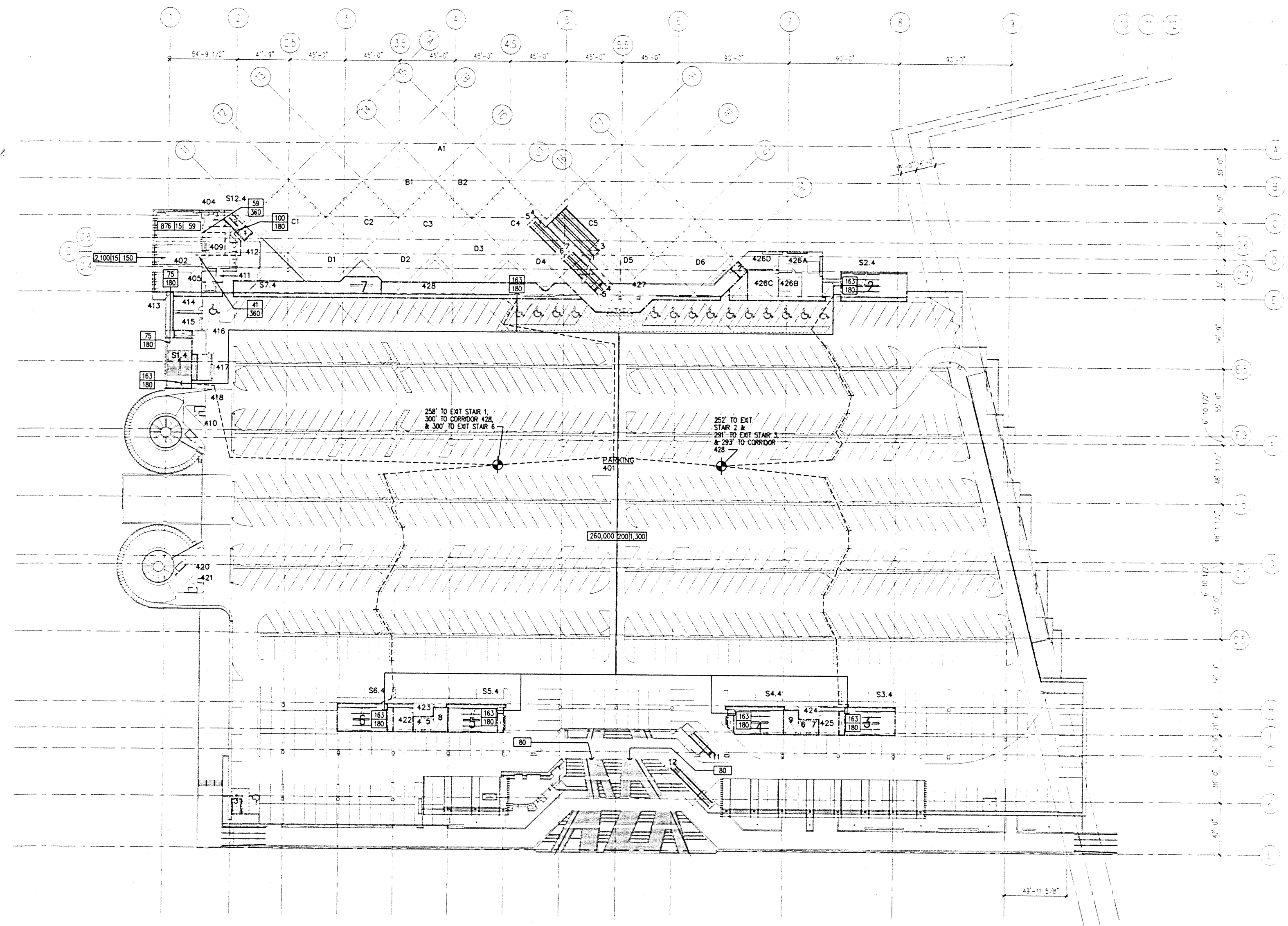
Revisions

No.	Date	By	Description
12/15/95			FINAL DOCUMENTS

Sheet Title

PARKING LEVEL LIFE SAFETY PLAN

Designed	GL / K/PC
Drawn	EW
Checked	SRK / EW
Date	8 / 14 / 95
Job No.	93214
Sheet No.	

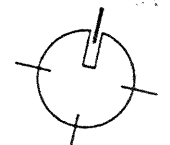
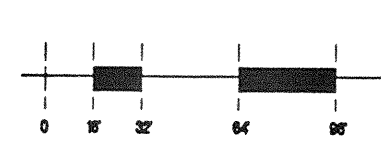



LEGEND

- 1 HOUR FIRE RATED WALL
- 1 HOUR OCCUPANCY SEPARATION WALL
- 2 HOUR FIRE RATED WALL
- 2 HOUR OCCUPANCY SEPARATION WALL
- 3 HOUR FIRE RATED WALL
- EGRESS ROUTE
- ROOM SQUARE FOOTAGE
- OCCUPANT LOAD FACTOR
- OCCUPANT LOAD OF ROOM
- CUMULATIVE OCCUPANT LOAD ALONG EXIT PATH
- MAXIMUM OCCUPANT LOAD
- TOTAL EXIT CAPACITY

PARKING LEVEL LIFE SAFETY PLAN

1/32" = 1'-0"





Hawai'i Convention Center

Convention Center Authority
Honolulu, HI

Wimberly Allison Tong & Goo, Inc.
Honolulu, HI


in association with

Loschky Marquardt & Nesholm
Seattle, WA

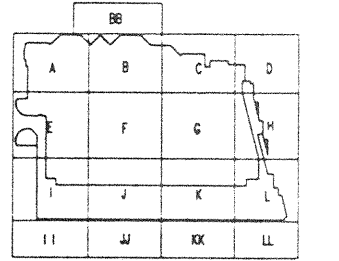
NORDIC / PCL
A Joint Venture
Honolulu, HI

Consultants

This work was prepared by me or under my supervision and construction of this project will be under my observation.



Ewan T. Williams
Professional Engineer
No. 5313
State of Hawaii, U.S.A.



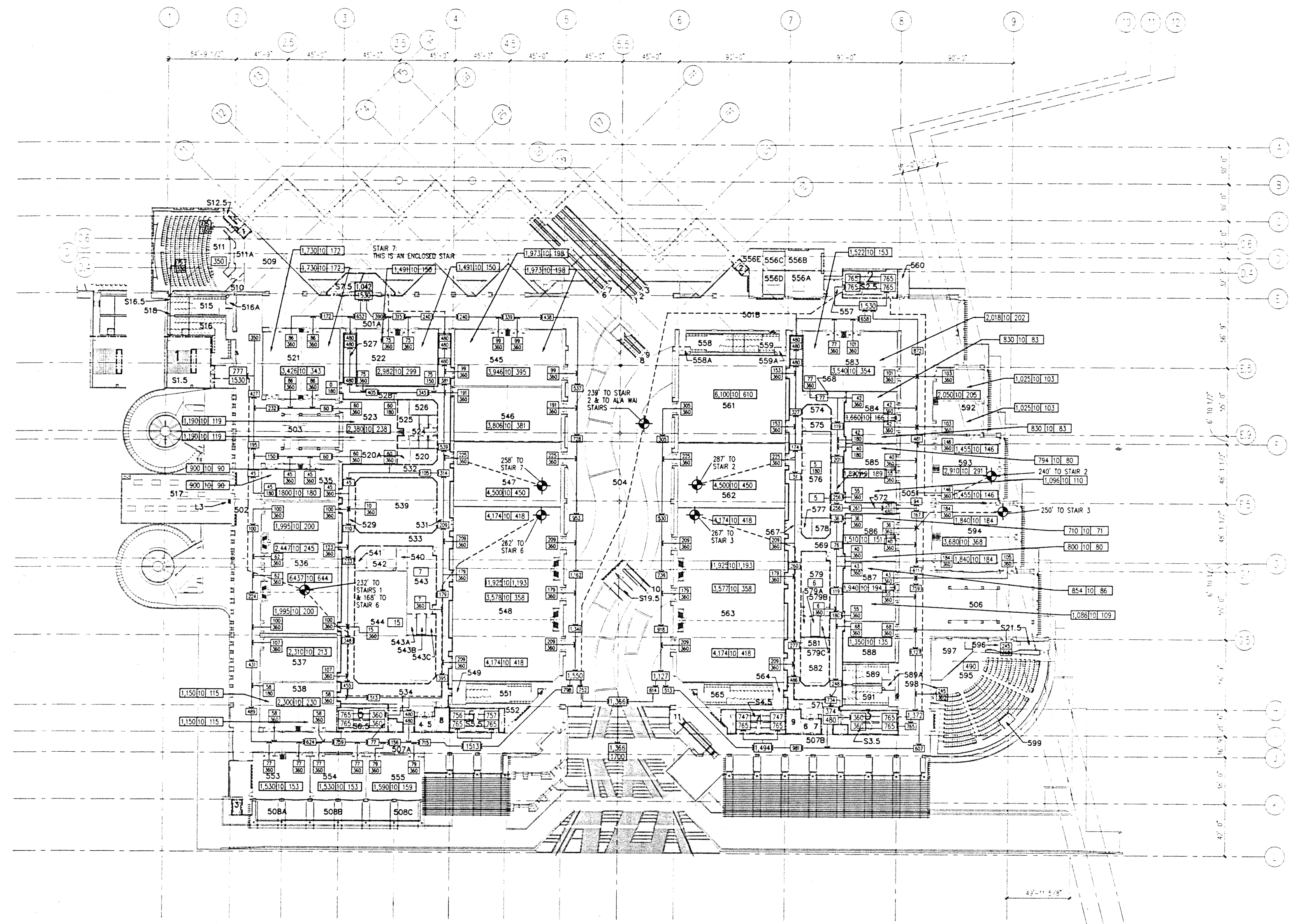
Revisions

No.	Date	By	Description
12/15/95			FINAL DOCUMENTS

Sheet Title

MEETING ROOM LEVEL LIFE SAFETY PLAN

Designed: GL / JNPC
 Drawn:
 Checked: SRK / EW
 Date: 8 / 14 / 95
 Job No.: 93214
 Sheet No.:



ALL EXITING FROM MEETING ROOMS
 BASED UPON HBC SECTION 3303 (c)
 0.20 INCHES PER PERSON

CONCOURSE EXITING BASED UPON A FLOW
 TIME OF 5 MINUTES

LEGEND

- 1 HOUR FIRE RATED WALL
- 1 HOUR OCCUPANCY SEPARATION WALL
- 2 HOUR FIRE RATED WALL
- 2 HOUR OCCUPANCY SEPARATION WALL
- 3 HOUR FIRE RATED WALL
- EGRESS ROUTE

ROOM SQUARE FOOTAGE

CUMULATIVE OCCUPANT LOAD ALONG EXIT PATH

MAXIMUM OCCUPANT LOAD

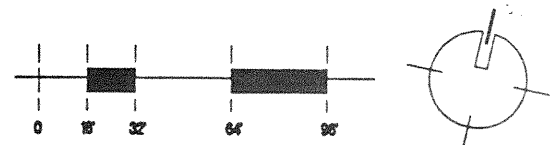
TOTAL EXIT CAPACITY


OCCUPANT LOAD FACTOR

OCCUPANT LOAD OF ROOM

MEETING ROOM LEVEL LIFE SAFETY PLAN

132 - 1-0'





Hawai'i Convention Center

Convention Center Authority
Honolulu, HI

Wimberly Allison Tong & Goo, Inc.
Honolulu, HI

in association with

Loschky Marquardt & Nesholm
Seattle, WA

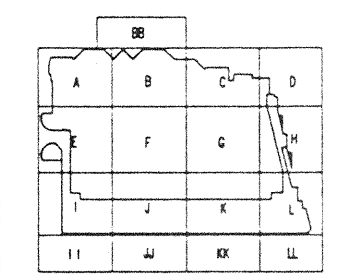
NORDIC / PCL
A Joint Venture
Honolulu, HI

Consultants

This work was prepared by me or under my supervision and construction of this project will be under my observation.



Ernest W. Wai
Professional Engineer
State of Hawaii
License No. 5343



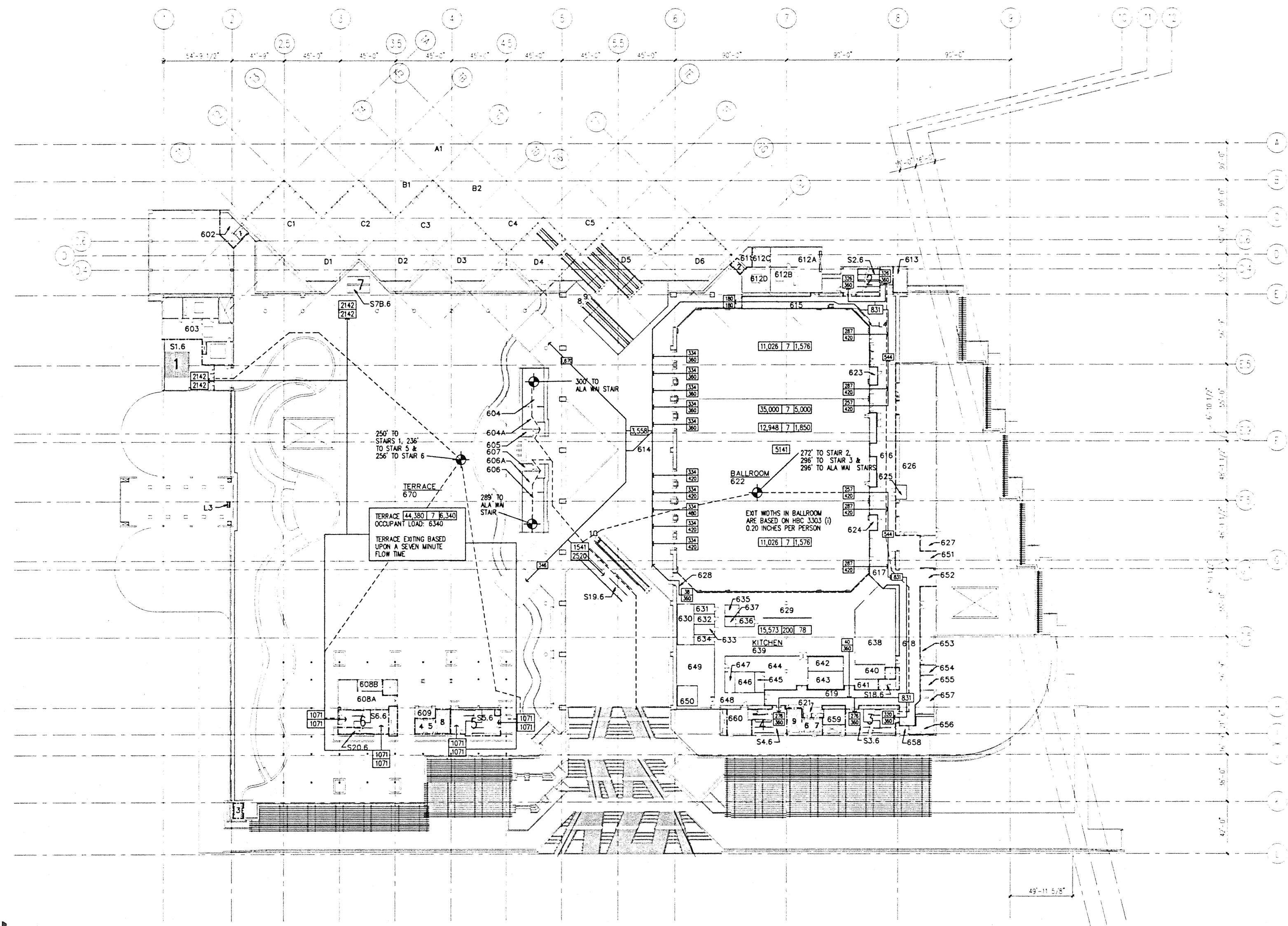
Revisions

No.	Date	By	Description
12/15/95			FINAL DOCUMENTS

Sheet Title

BALLROOM/TERRACE LEVEL LIFE SAFETY PLAN

Designed	GL / KNPC
Drawn	
Checked	SRK / EIW
Date	8 / 14 / 95
Job No.	93214
Sheet No.	

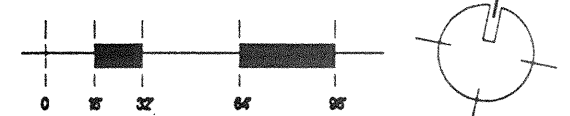



LEGEND

- 1 HOUR FIRE RATED WALL
- 1 HOUR OCCUPANCY SEPARATION WALL
- 2 HOUR FIRE RATED WALL
- 2 HOUR OCCUPANCY SEPARATION WALL
- 3 HOUR FIRE RATED WALL
- EGRESS ROUTE
- ROOM SQUARE FOOTAGE
- OCCUPANT LOAD FACTOR
- OCCUPANT LOAD OF ROOM
- CUMULATIVE OCCUPANT LOAD ALONG EXIT PATH
- MAXIMUM OCCUPANT LOAD
- TOTAL EXIT CAPACITY
- PORTABLE BANQUET CARTS 62" L x 32" W

BALLROOM/TERRACE LIFE SAFETY PLAN

1/32" = 1'-0"





Hawai'i Convention Center

Convention Center Authority
Honolulu, HI

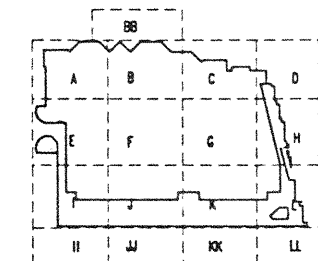
Wimberly Allison Tong & Goo, Inc.
Honolulu, HI
in association with
Loschky Marquardt & Nesholm
Seattle, WA

NORDIC / PCL
A Joint Venture
Honolulu, HI

Consultants

The work was prepared by me or under my supervision and construction of this project will be under my observation.

Ernest W. Watanabe
LISCENSED PROFESSIONAL ARCHITECT
No. 5343
HAWAII, U.S.A.

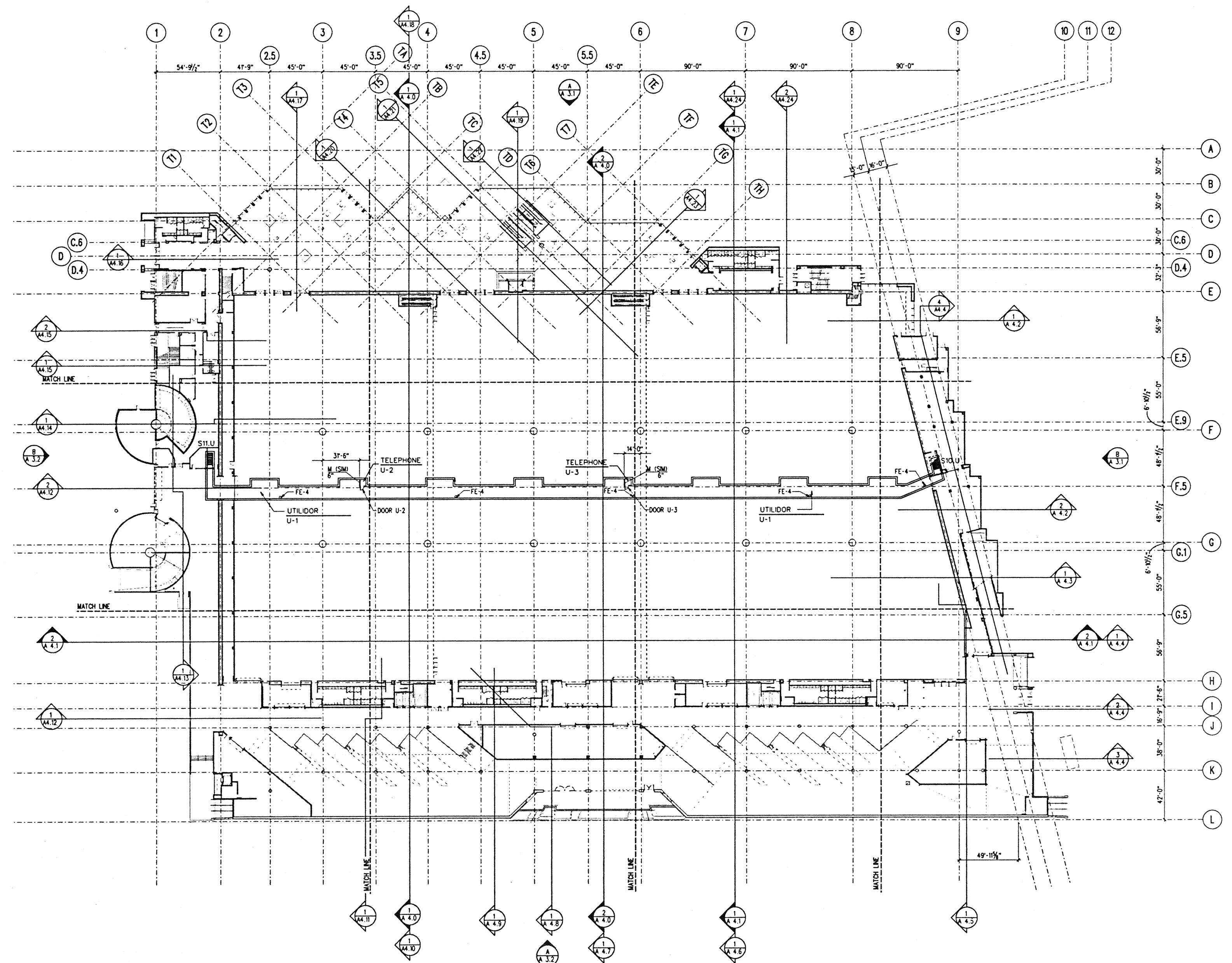


Revisions

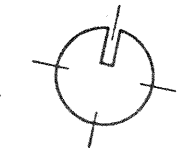
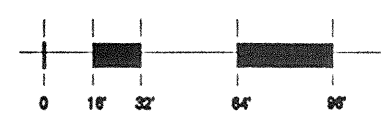
No.	Date	By	Description
12-15-95			FINAL DOCUMENTS
10-17-95			OCTOBER COORDINATION
9-15-95			BUILDING PERMIT SET


Sheet Title
**UTILIDOR LEVEL
OVERALL
FLOOR PLAN**

Designed: GL, KNPC
Drawn: TM, RR, ML, BT, DJ
Checked: RZ, OR, HM
Date: 8-14-95
Job No.: 93036.02.9
Sheet No.:



UTILIDOR LEVEL PLAN
1/32" = 1'-0"





Hawai'i Convention Center

Convention Center Authority
Honolulu, HI

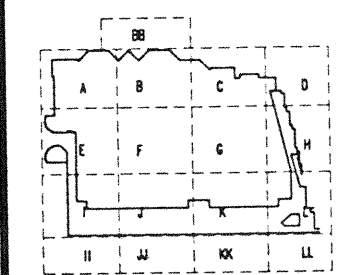
Wimberly Allison Tong & Goo, Inc.
Honolulu, HI
in association with
Loschky Marquardt & Nesholm
Seattle, WA

NORDIC / PCL
A Joint Venture
Honolulu, HI

Consultants

The work was prepared by me or under my supervision and construction of this project will be under my observation.

George I. Watanabe
LICENSIED PROFESSIONAL ARCHITECT
No. 5343
HAWAII, U.S.A.



Revisions

No.	Date	By	Description
12-15-95			FINAL DOCUMENTS
10-17-95			OCTOBER COORDINATION
9-15-95			BUILDING PERMIT SET

EXHIBIT LEVEL OVERALL FLOOR PLAN

Designed	GL, KMP
Drawn	TM, PR, M, BT, DJ
Checked	RZ, OR, HM
Date	8-14-95
Job No.	93036 02 9
Sheet No.	

A 2.01

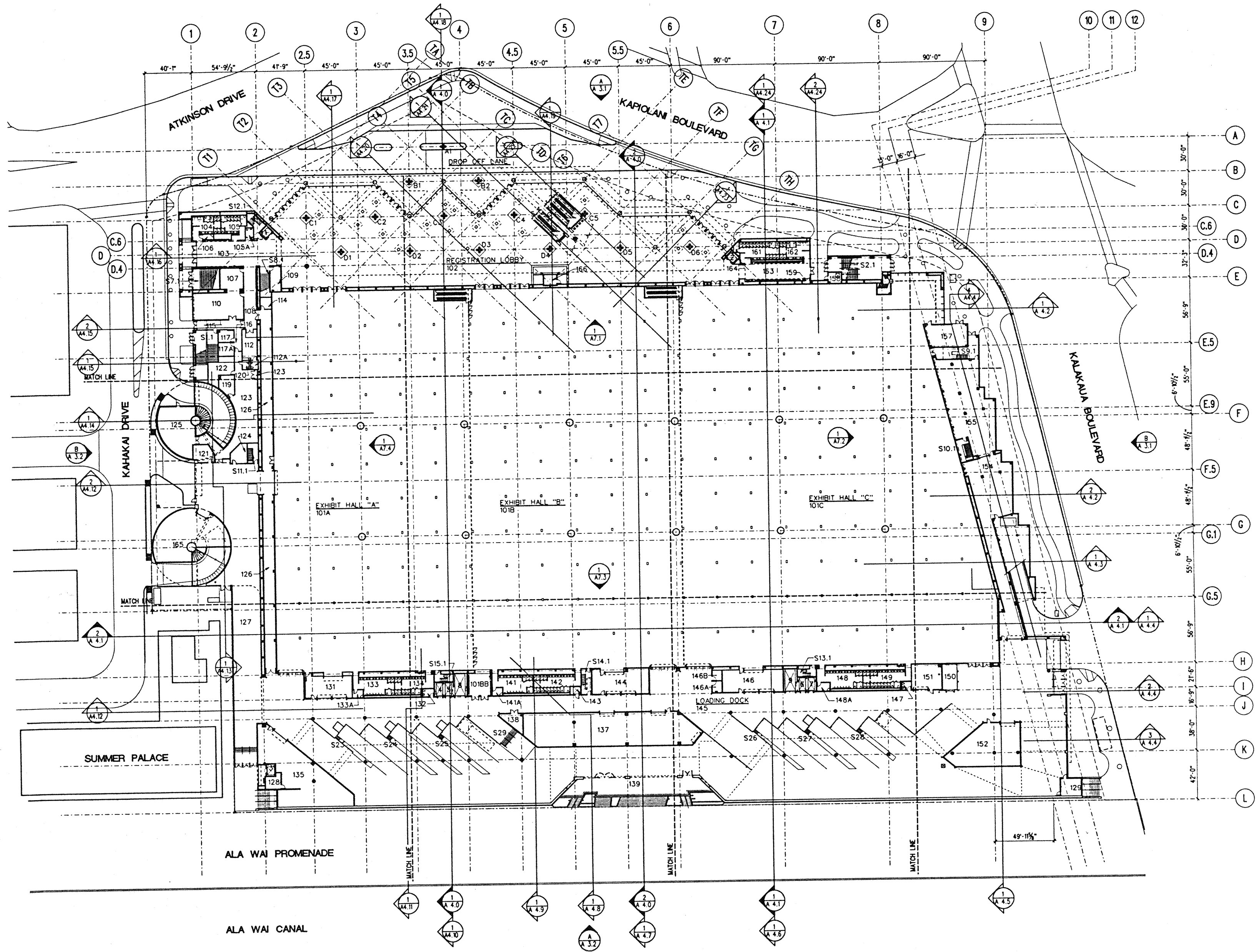
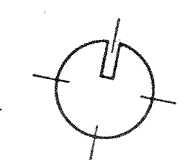



EXHIBIT LEVEL PLAN
1/32" = 1'-0" EL. = +7'-0"



PLotted: 8/15/95 FILE: L:\PROJECTS\CONV\004\A2.01.dwg



Hawai'i Convention Center

Convention Center Authority
Honolulu, HI

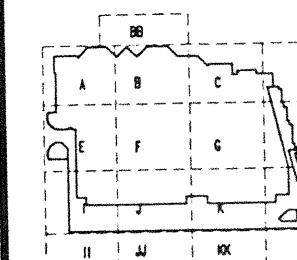
Wimberly Allison Tong & Goo, Inc.
Honolulu, HI

in association with
Loschky Marquardt & Nesholm
Seattle, WA

NORDIC / PCL
A Joint Venture
Honolulu, HI

Consultants

This work was prepared by me or under my supervision and construction of this project will be under my observation.
Ernest T. Watanabe
LICENSED PROFESSIONAL ARCHITECT
No. 5343
KAWAII, U.S.A.



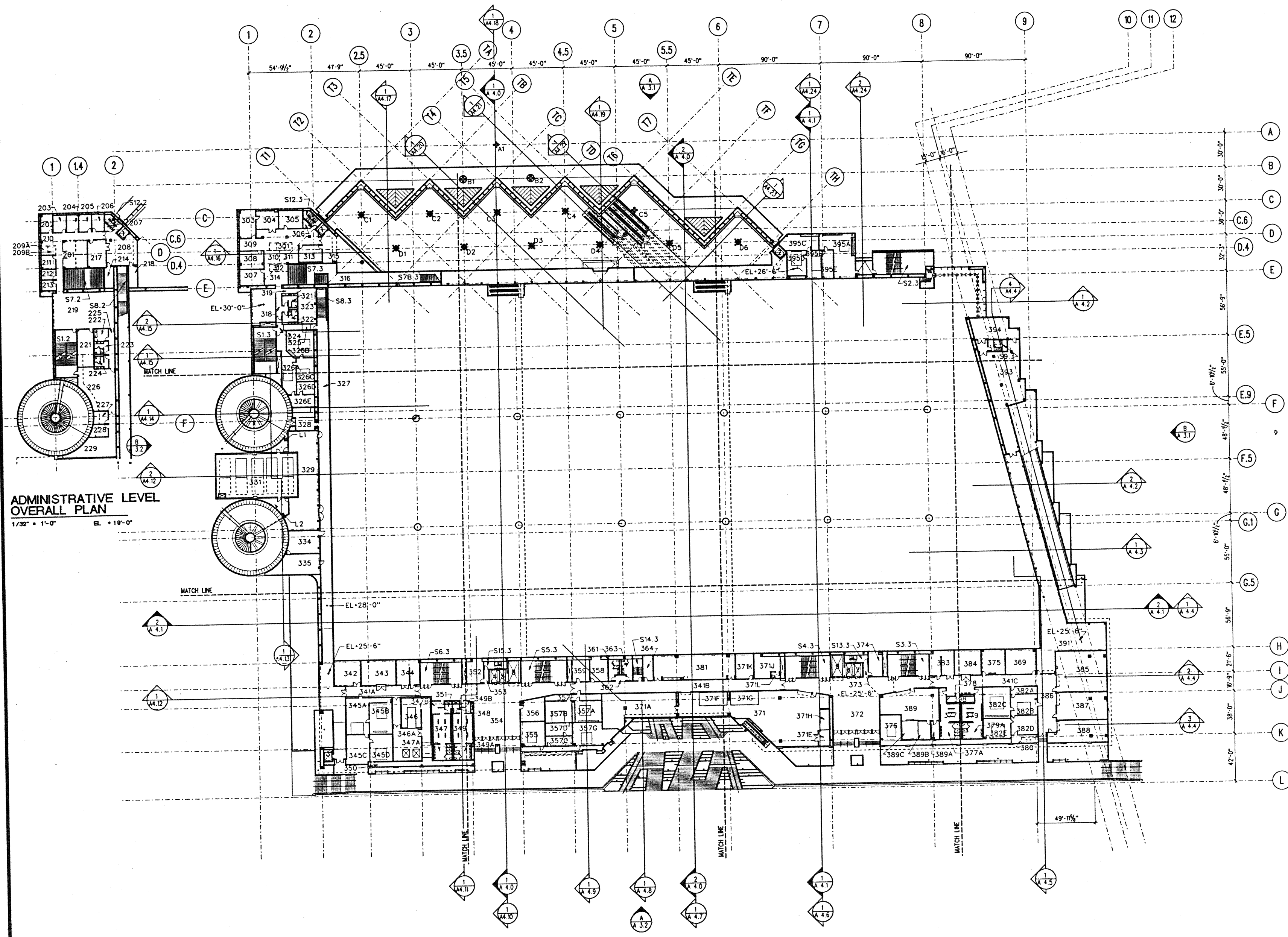
Revisions

No.	Date	By	Description
12-15-95			FINAL DOCUMENTS
10-17-95			OCTOBER COORDINATION
9-15-95			BUILDING PERMIT SET

INTERMEDIATE LEVEL OVERALL FLOOR PLAN

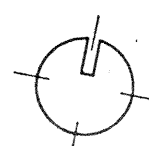

Designed	GL, KNPC
Drawn	TM, RR, M, BT, DJ
Checked	RZ, OR, HM
Date	8-14-95
Job No.	93036.02.9
Sheet No.	

A 2.0.2




ADMINISTRATIVE LEVEL OVERALL PLAN
1/32" = 1'-0" EL. +19'-0"

INTERMEDIATE LEVEL PLAN
1/32" = 1'-0" EL. +25'-6" TO +30'-0"



FILE: C:\PROJECTS\MCC\CD\95\A2.0.2.dwg



Hawai'i Convention Center

Convention Center Authority
Honolulu, HI

Wimberly Allison Tong & Goo, Inc.
Honolulu, HI

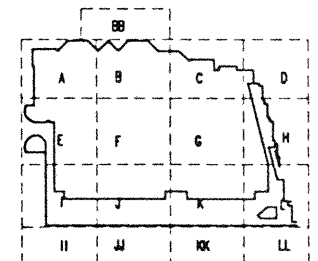
in association with

Loschky Marquardt & Nesholm
Seattle, WA

NORDIC / PCL
A Joint Venture
Honolulu, HI

Consultants

This work was prepared by me or under my supervision and construction of this project will be under my observation.
Ernest W. Wank
Ernest W. Wank
Licensed Professional Architect
No. 5343
HAWAII, U.S.A.
Information is defined in Title 19, Chapter 10, Section 1705 of the Rules and Regulations of the Board of Professional Engineers, Architects and Surveyors of the State of Hawaii.



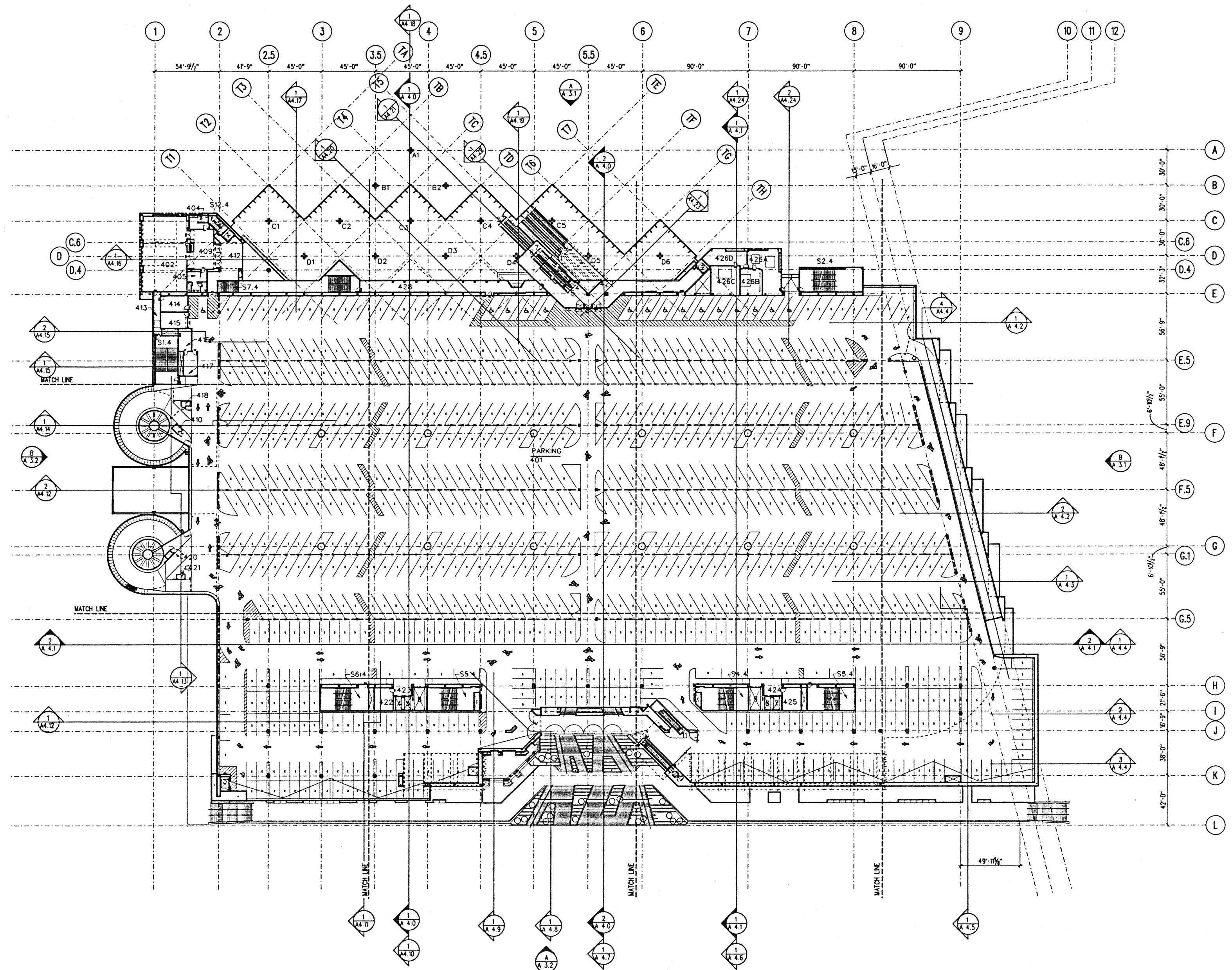
Revisions

No.	Date	By	Description
12-15-95			FINAL DOCUMENTS
10-17-95			OCTOBER COORDINATION
9-15-95			BUILDING PERMIT SET

Sheet Title

PARKING LEVEL OVERALL FLOOR PLAN

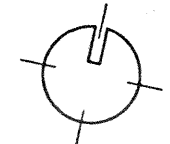

Designed	GL, KNPC
Drawn	TM, RFR, ML, BT, DJ
Checked	RZ, OR, HM
Date	8-14-95
Job No.	89008.02.9
Sheet No.	




PARKING SUMMARY

STANDARD SPACES (S)	: 464
COMPACT SPACES (C)	: 320
ACCESSIBLE SPACES	: 16
TOTAL SPACES	: 800

PARKING LEVEL PLAN
1/32" = 1'-0"
EL. + 42'-0"





Hawai'i Convention Center

Convention Center Authority
Honolulu, HI

Wimberly Allison Tong & Goo, Inc.
Honolulu, HI

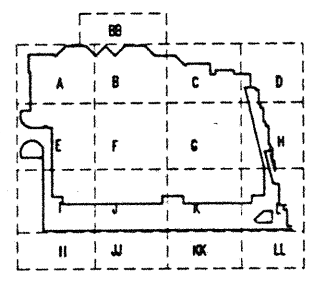
in association with

Loschky Marquardt & Nesholm
Seattle, WA

NORDIC / PCL
A Joint Venture
Honolulu, HI

Consultants

The work was prepared by me or under my supervision and construction of this project will be under my observation.
Eugene I. Watanabe
LICENSED PROFESSIONAL ARCHITECT
No. 5343
HAWAII, U.S.A.



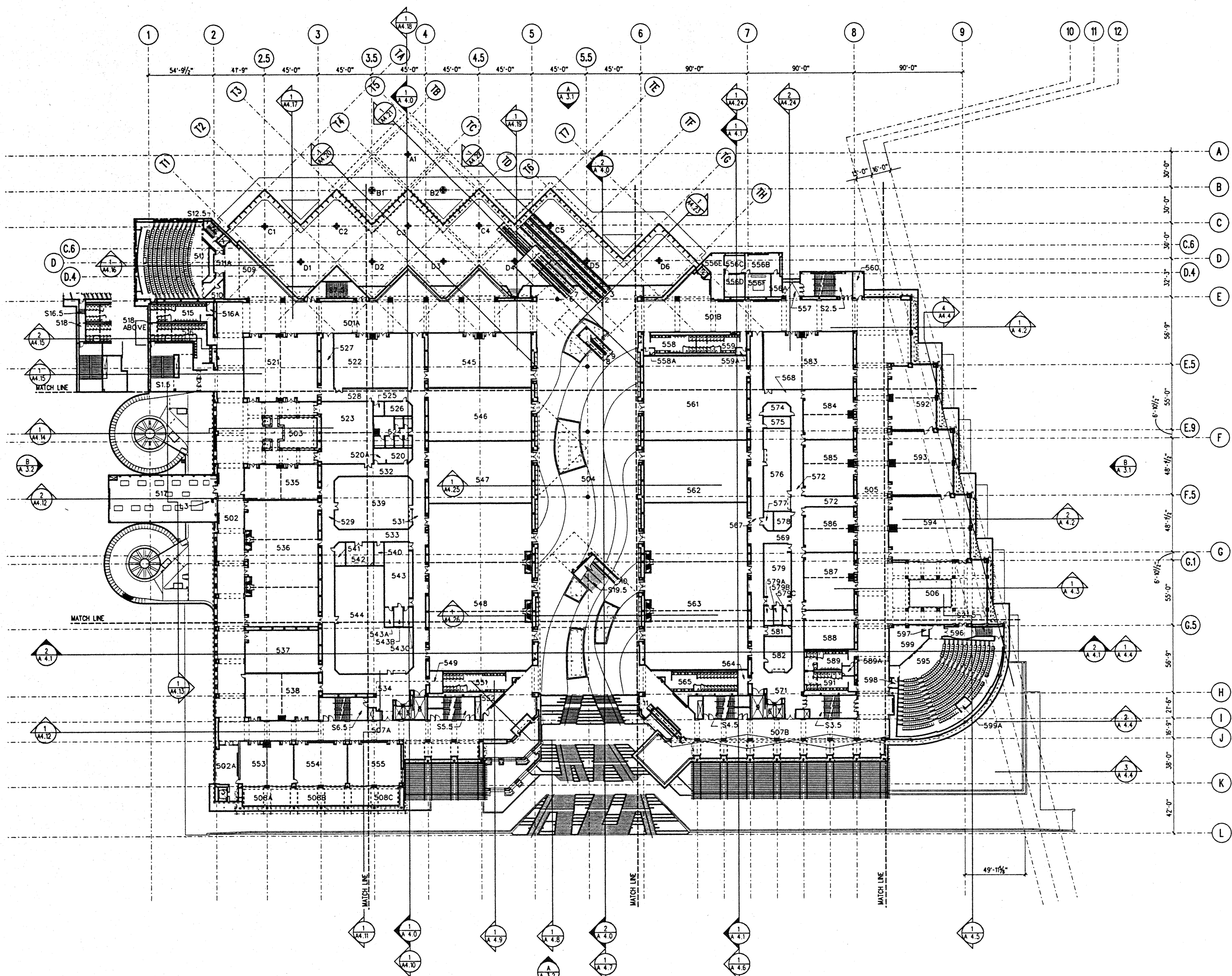
Revisions

12-15-85	FINAL DOCUMENTS
10-17-85	OCTOBER COORDINATION
8-15-85	BUILDING PERMIT SET
No. Date By Description	

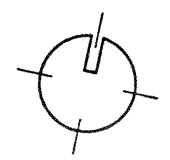

Sheet Title

MEETING ROOM LEVEL - OVERALL FLOOR PLAN


Designed	GL, KNPC
Drawn	TM, RR, ML, BT, DJ
Checked	RZ, OR, HM
Date	8-14-85
Job No.	93036.02.9
Sheet No.	



MEETING ROOM LEVEL PLAN
1/32" = 1'-0" EL. +54'-0"



A 2.0.4



Hawai'i Convention Center

Convention Center Authority
Honolulu, HI

Wimberly Allison Tong & Goo, Inc.
Honolulu, HI

in association with

Loschky Marquardt & Nesholm
Seattle, WA

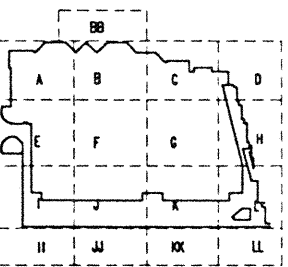
NORDIC / PCL
A Joint Venture
Honolulu, HI

Consultants

This work was prepared by me or under my supervision and construction of the project will be under my observation.

KEVIN I. WATKINS
LICENSED PROFESSIONAL ARCHITECT
No. 5343
HAWAII, U.S.A.

Kevin I. Watkins
Signature as defined in Title 19, Chapter 10, Section 1.2(b) of the Rules and Regulations of the Board of Professional Engineers, Architects and Surveyors of the State of Hawaii.



Revisions

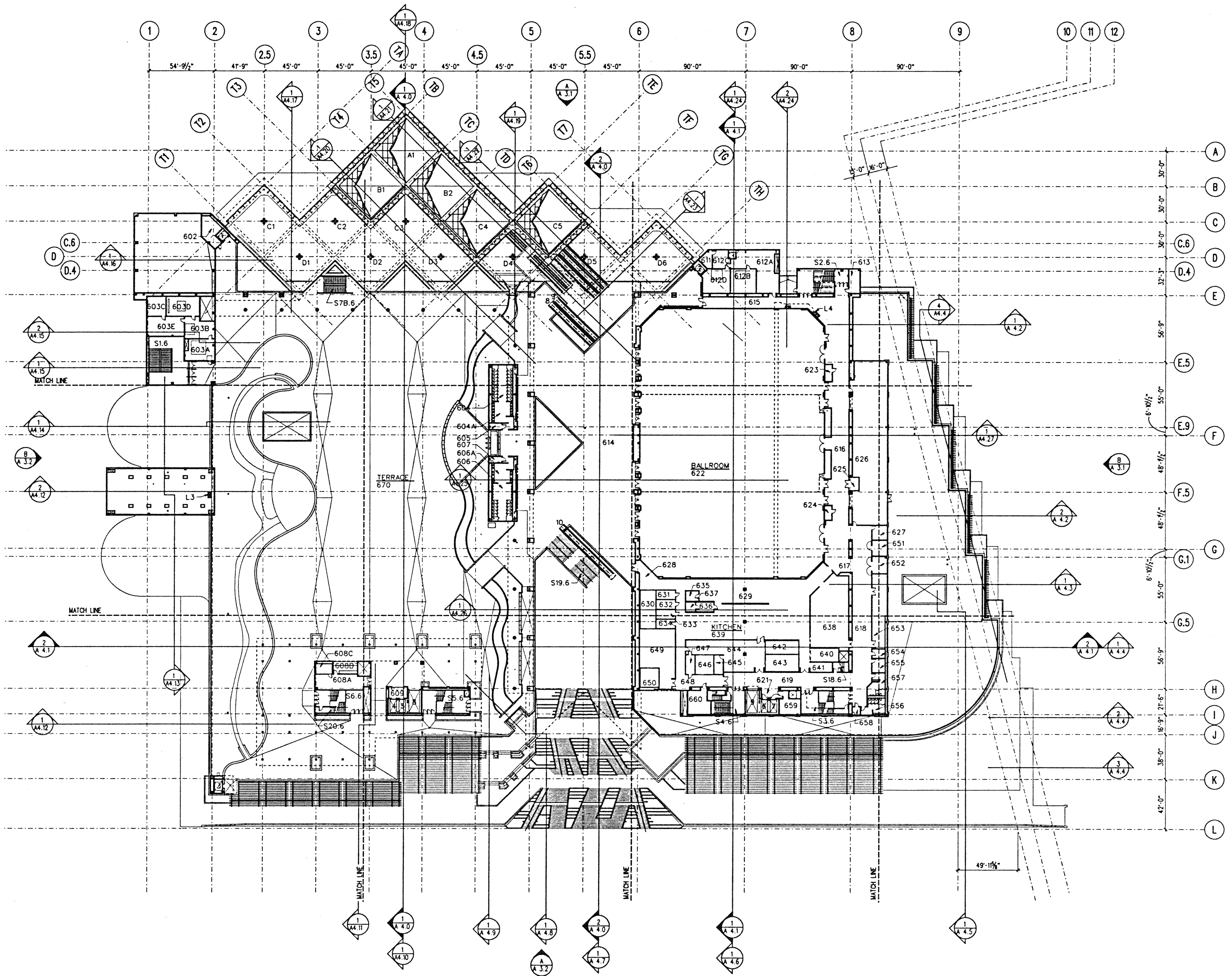
Date	Description
12-15-95	FINAL DOCUMENTS
10-17-95	OCTOBER COORDINATION
9-15-95	BUILDING PERMIT SET

No. Date By Description

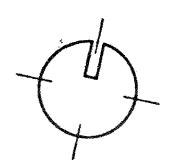
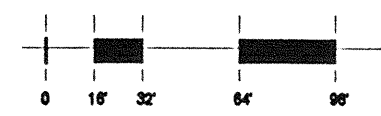
Sheet Title

BALLROOM/TERRACE LEVEL - OVERALL FLOOR PLAN

Designed	GL, HNPC
Drawn	TM, RRL, MT, BT, DJ
Checked	RZ, OR, HM
Date	8-14-95
Job No.	83008 02 9
Sheet No.	



BALLROOM/TERRACE PLAN
1/32" = 1'-0" EL. + 77'-6"





Hawai'i Convention Center

Convention Center Authority
Honolulu, HI

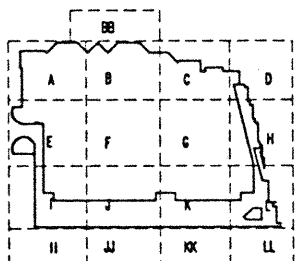
Wimberly Allison Tong & Goo, Inc.
Honolulu, HI
in association with
Loschky Marquardt & Nesholm
Seattle, WA

NORDIC / PCL
A Joint Venture
Honolulu, HI

Consultants

This work was prepared by me or under my supervision and construction of this project will be under my observation.

Ernest I. Watanabe
Ernest I. Watanabe
LICENSED PROFESSIONAL ARCHITECT
No. 5343
HAWAII, U.S.A.



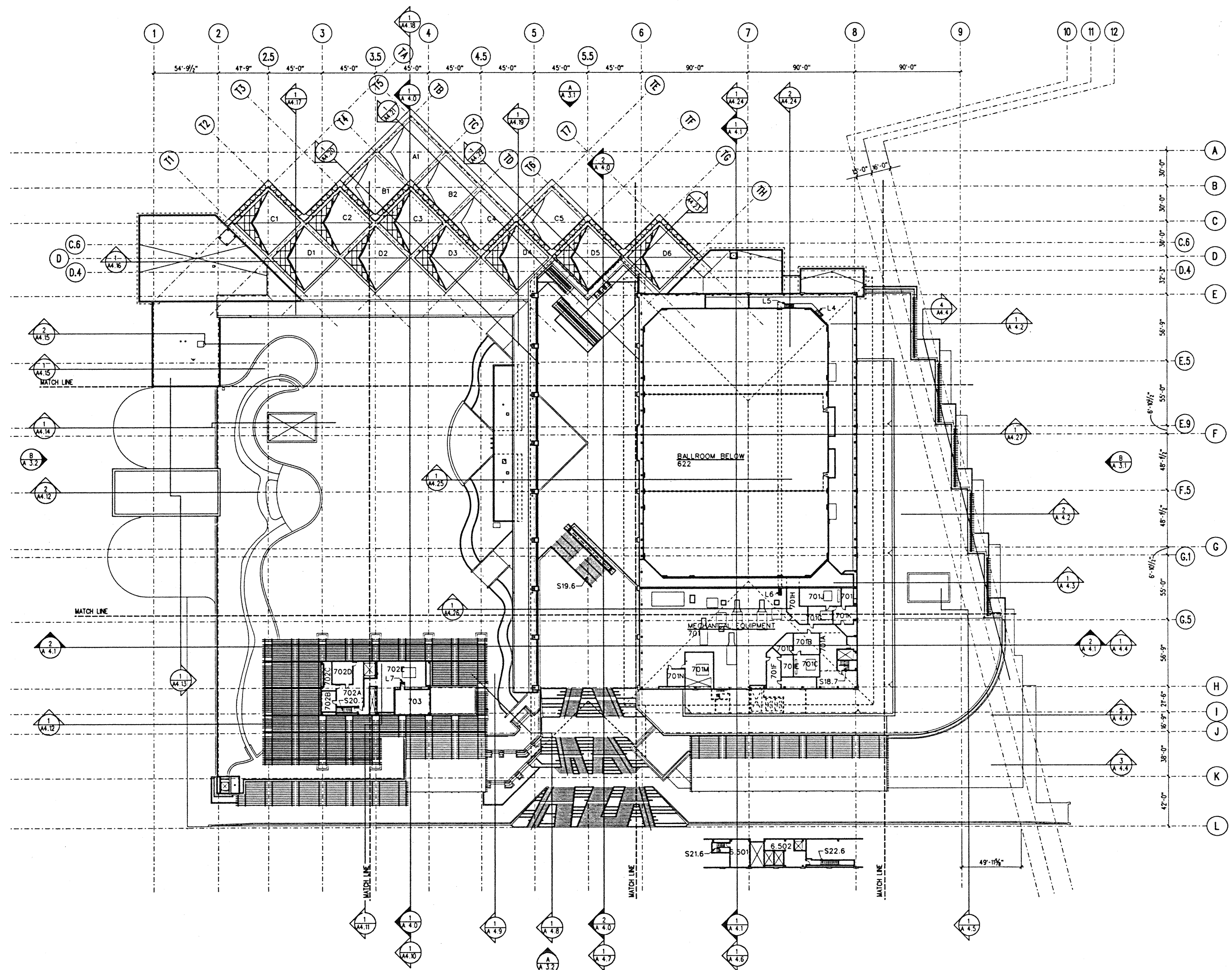
Revisions

No.	Date	By	Description
12-15-95		GL, KJPC	FINAL DOCUMENTS
10-17-95		TM, RR, MI, BT, DJ	OCTOBER COORDINATION
9-15-95		RZ, OR, HM	BUILDING PERMIT SET

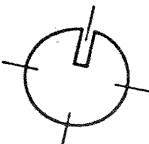
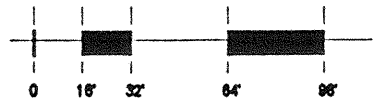
Sheet Title


PENTHOUSE LEVEL - OVERALL FLOOR PLAN

Designed	GL, KJPC
Drawn	TM, RR, MI, BT, DJ
Checked	RZ, OR, HM
Date	8-14-95
Job No.	90036.029
Sheet No.	



PENTHOUSE LEVEL PLAN
1/32" = 1'-0"





Hawai'i Convention Center

Convention Center Authority
Honolulu, HI

Wimberly Allison Tong & Goo, Inc.
Honolulu, HI

in association with

Loschky Marquardt & Nesholm
Seattle, WA

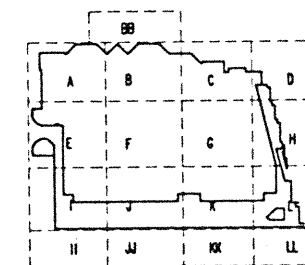
NORDIC / PCL
A Joint Venture
Honolulu, HI

Consultants

This work was prepared by me or under my supervision and construction of this project will be under my observation.

EUGENE I. WATAMBE
LICENSED PROFESSIONAL ARCHITECT
No. 5343
HAWAII, U.S.A.

Eugene I. Watambe
Supervisor as defined in Title 10 Chapter 10 Section 1296 of the Rules and Regulations of the Board of Professional Engineers, Architects and Surveyors of the State of Hawaii.



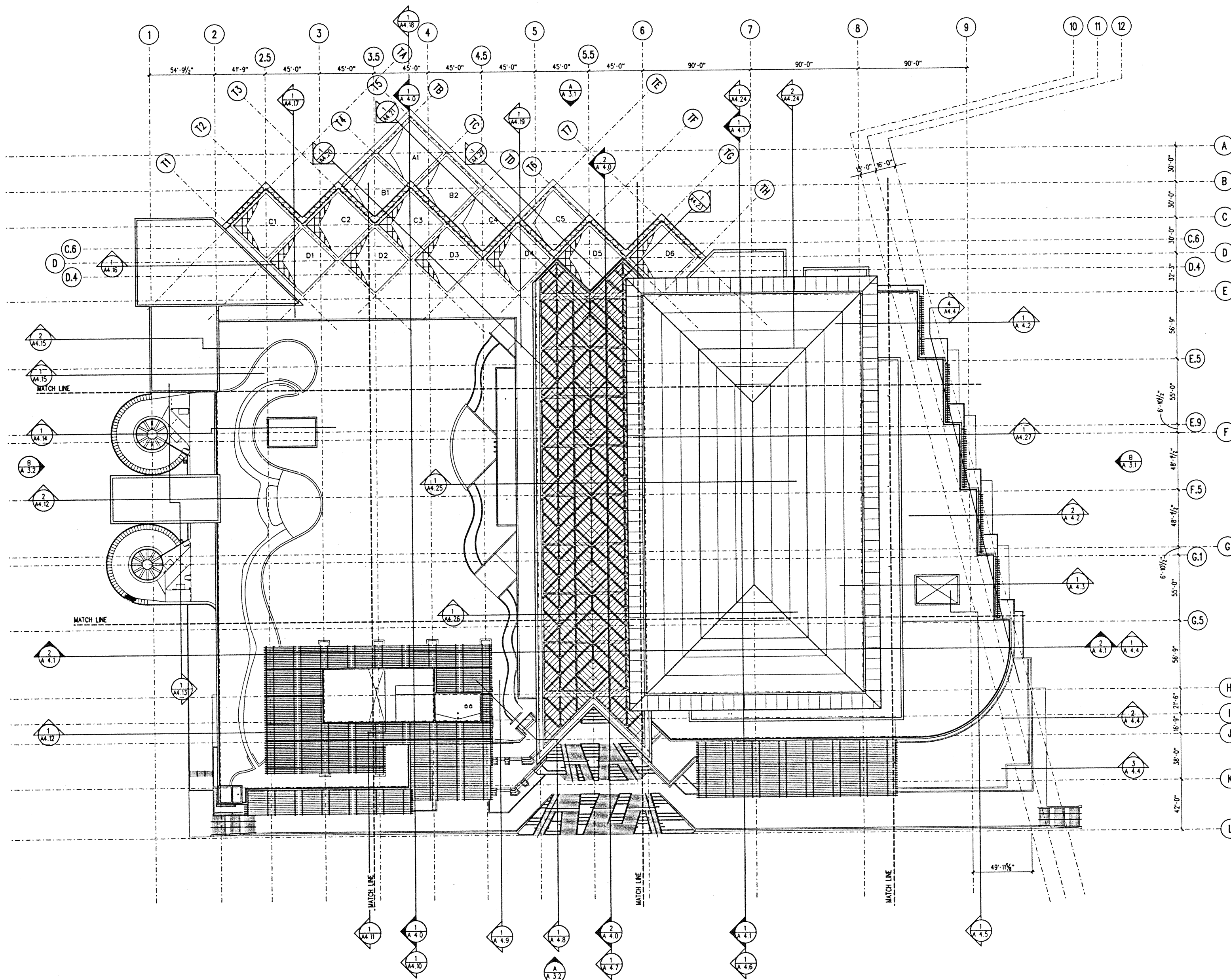
Revisions

No.	Date	By	Description
12-15-95			FINAL DOCUMENTS
10-17-95			OCTOBER COORDINATION
9-15-95			BUILDING PERMIT SET

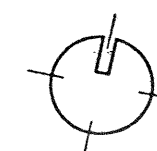
ROOF LEVEL OVERALL FLOOR PLAN


Designed	GL, KNPC
Drawn	TM, RR, MI, BT, DJ
Checked	RZ, OR, HM
Date	8-14-95
Job No.	93036 02 9
Sheet No.	

A 2.07



ROOF LEVEL PLAN
1/32" = 1'-0"





Hawai'i Convention Center

Convention Center Authority
Honolulu, HI

Wimberly Allison Tong & Goo, Inc.
Honolulu, HI

in association with

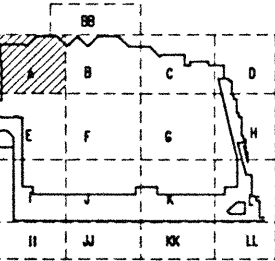
Loschky Marquardt & Nesheim
Seattle, WA

NORDIC / PCL
A Joint Venture
Honolulu, HI

Consultants

This work was prepared by me or under my supervision and construction of this project will be under my observation.

Estelle L. Watanabe
LICENSSED PROFESSIONAL ARCHITECT
No. 5343
HAWAII, U.S.A.



Revisions

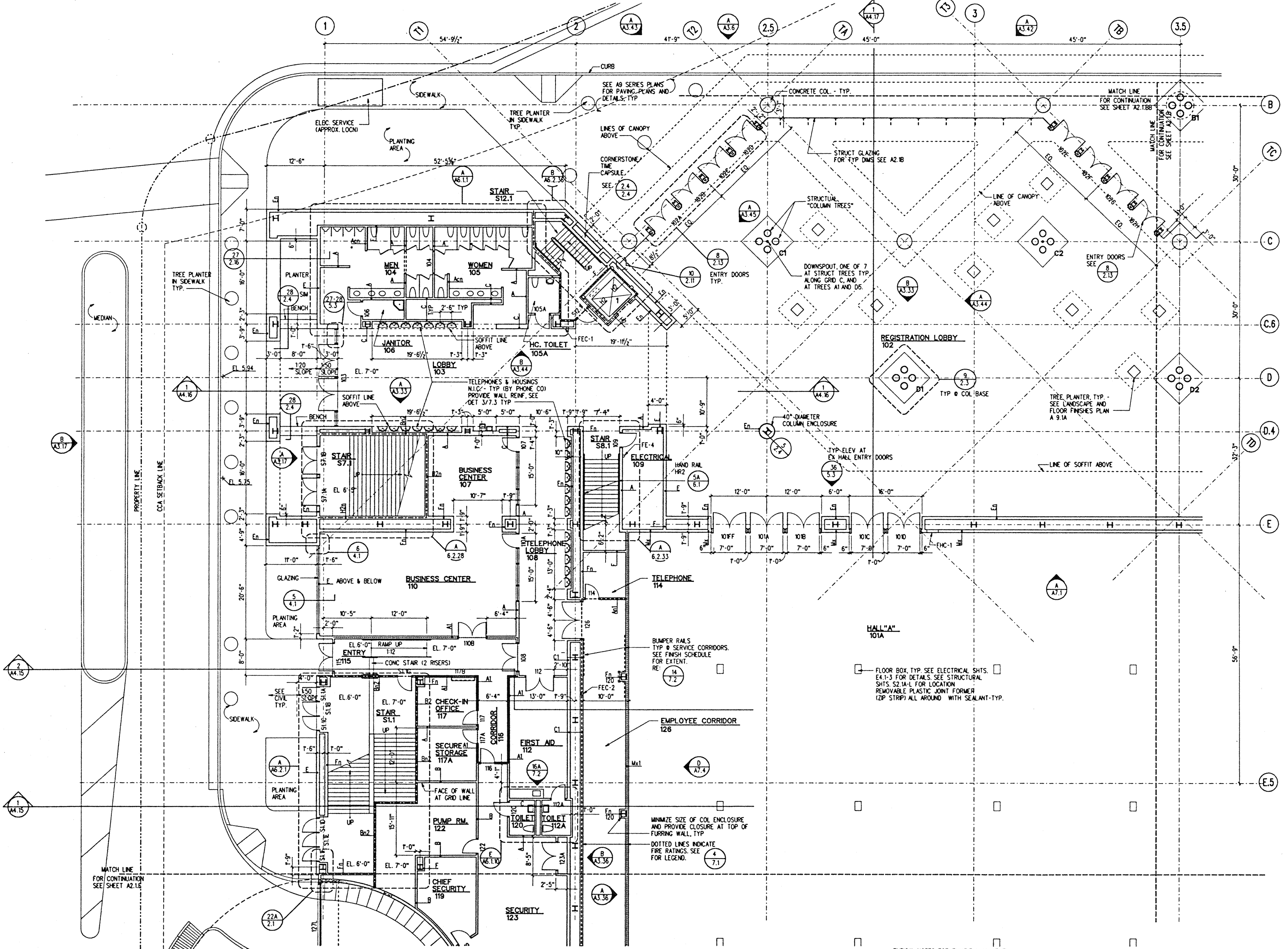
No.	Date	By	Description
12-15-95			FINAL DOCUMENTS
10-17-95			OCTOBER COORDINATION
9-15-95			BUILDING PERMIT SET

Sheet Title

EXHIBIT LEVEL SECTOR A FLOOR PLAN

Designed	GL, WPC
Drawn	TM, PR, ML, BT, DJ
Checked	RZ, OR, HM
Date	8-14-95
Job No.	93038 02.9
Sheet No.	

A 2.1.A

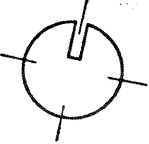
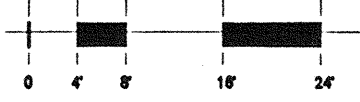



TYPICAL NOTES FOR EXHIBIT HALL LEVEL:

- FLOOR ELEVATION IS +7'-0" U.N.O. INSIDE BLDG.
- SEE CIVIL GRADING PLANS FOR FINISH ELEVATIONS AT ALL EXTERIOR AREAS. MAINTAIN MAX. 1:50 SLOPE AT ALL BUILDING EXITS TO 4'-0" FROM FACE OF DOOR, TYP.

EXHIBIT HALL SECTOR A

1/8" = 1'-0"





Hawai'i Convention Center

Convention Center Authority
Honolulu, HI

Wimberly Allison Tong & Goo, Inc.
Honolulu, HI

in association with

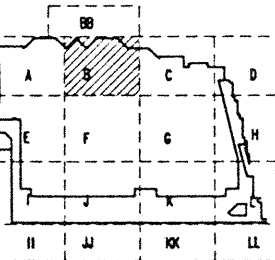
Loosky Marquardt & Nesholm
Seattle, WA

NORDIC / PCL
A Joint Venture
Honolulu, HI

Consultants

The work was prepared by me or under my supervision and construction of this project will be under my observation.

Eugene I. Watanabe
Eugene I. Watanabe
LICENSED PROFESSIONAL ARCHITECT
No. 5343
HAWAII, U.S.A.



Revisions

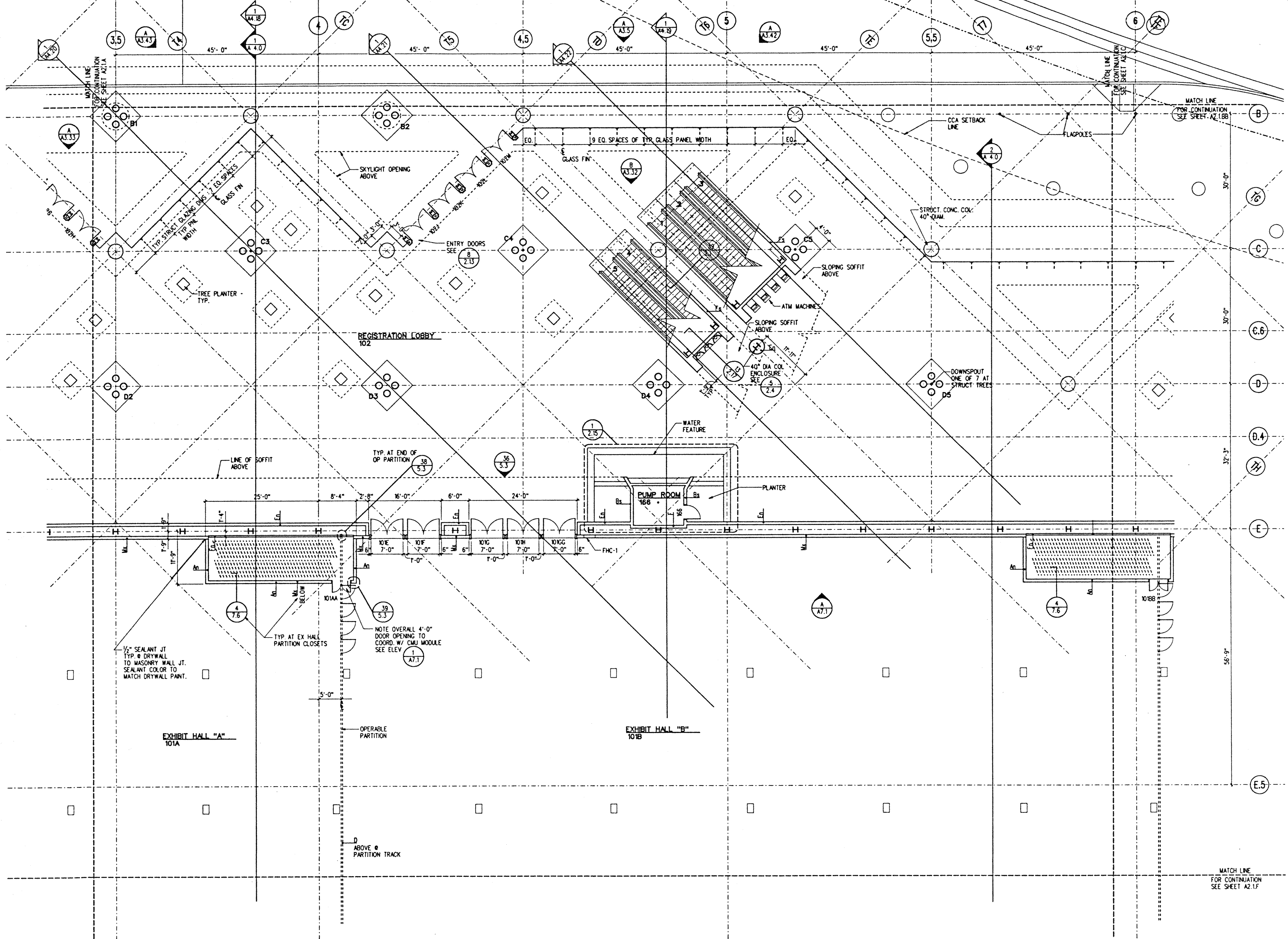
No.	Date	By	Description
12-15-95			FINAL DOCUMENTS
10-17-95			OCTOBER COORDINATION
9-15-95			BUILDING PERMIT SET

Sheet Title

EXHIBIT LEVEL SECTOR B FLOOR PLAN

Designed	GL, KPC
Drawn	TM, RR, M, BT, DJ
Checked	RZ, OR, HM
Date	8-14-95
Job No.	93036.02.9
Sheet No.	

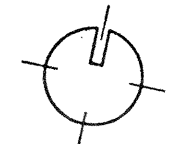
A 2.1.B




NOTES:

1. SEE SHEET A2.1A FOR TYPICAL NOTES.

EXHIBIT HALL SECTOR B
1/8" = 1'-0"





Hawai'i Convention Center

Convention Center Authority
Honolulu, HI

Wimberly Allison Tong & Goo, Inc.
Honolulu, HI

in association with

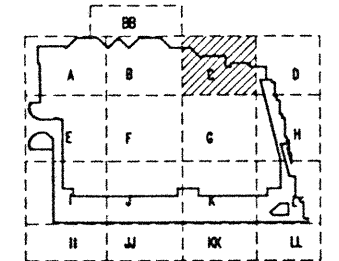
Loschky Marquardt & Nesholm
Seattle, WA

NORDIC / PCL
A Joint Venture
Honolulu, HI

Consultants

This work was prepared by me or under my supervision and construction of this project will be under my observation.

Eugene T. Wathame
LICENSURE NO. 5343
HAWAII, U.S.A.



Revisions

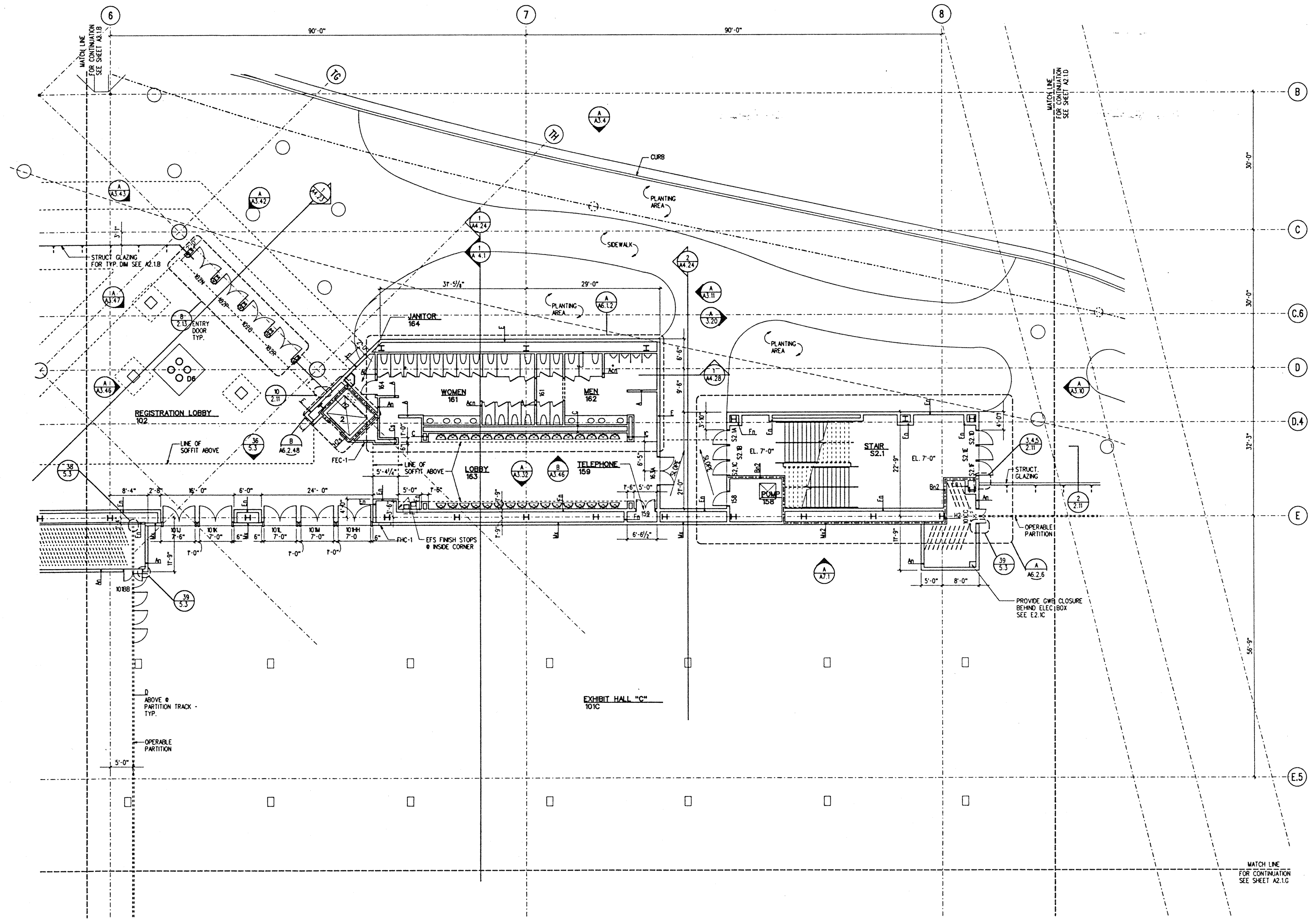
No.	Date	By	Description
12-15-95			FINAL DOCUMENTS
10-17-95			OCTOBER COORDINATION
9-15-95			BUILDING PERMIT SET

Sheet Title

EXHIBIT LEVEL SECTOR C FLOOR PLAN

Designed	GL, KPC
Drawn	TM, RR, ML, BT, DJ
Checked	RZ, OR, HM
Date	8-14-95
Job No.	93036.02.9
Sheet No.	

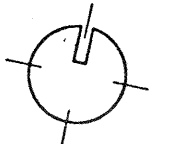
A 2.1.C




NOTES:
1. SEE SHEET A2.1A FOR TYPICAL NOTES.

EXHIBIT HALL SECTOR C

1/8" = 1'-0"





Hawai'i Convention Center

Convention Center Authority
Honolulu, HI

Wimberly Allison Tong & Goo, Inc.
Honolulu, HI

in association with

Loschly Marquardt & Nesholm
Seattle, WA

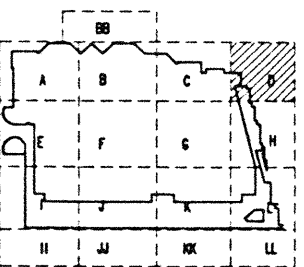
NORDIC / PCL
A Joint Venture
Honolulu, HI

Consultants

This work was prepared by me or under my supervision and construction of the project will be under my observation.

Ernest T. Watawai
LICENSED PROFESSIONAL ARCHITECT
No. 5343
HAWAII, U.S.A.

Signature as defined in Title 10, Chapter 10, Section 129 of the Rules and Regulations of the Board of Professional Engineers, Architects, and Surveyors of the State of Hawaii.



Revisions

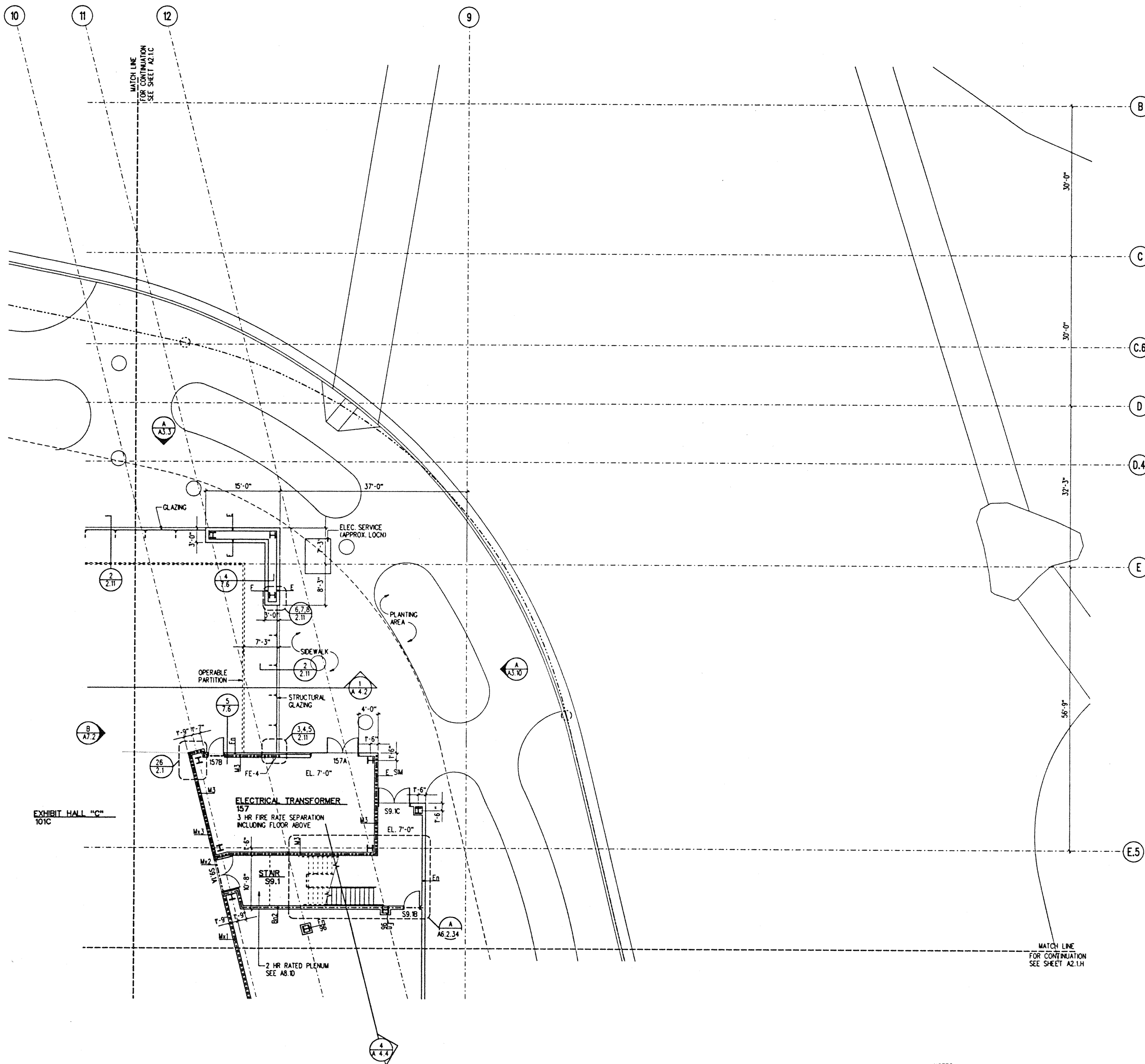
12-15-95	FINAL DOCUMENTS
10-17-95	OCTOBER COORDINATION
9-15-95	BUILDING PERMIT SET

Sheet Title

EXHIBIT LEVEL SECTOR D FLOOR PLAN

Designed	GL, KNPC
Drawn	TM, PR, ML, BT, DJ
Checked	RZ, OR, HM
Date	8-14-95
Job No.	90008.02.9
Sheet No.	

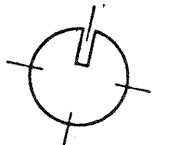
A 2.1.D




NOTES:
1. SEE SHEET A2.1A FOR TYPICAL NOTES.

EXHIBIT HALL SECTOR D

1/8" = 1'-0"





Hawai'i Convention Center

Convention Center Authority
Honolulu, HI

Wimberly Allison Tong & Goo, Inc.
Honolulu, HI

in association with

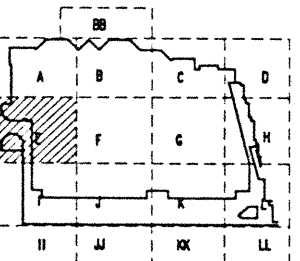
Loschky Marquardt & Neshom
Seattle, WA

NORDIC / PCL
A Joint Venture
Honolulu, HI

Consultants



This work was prepared by me or under my supervision and construction of this project will be under my observation.



Revisions

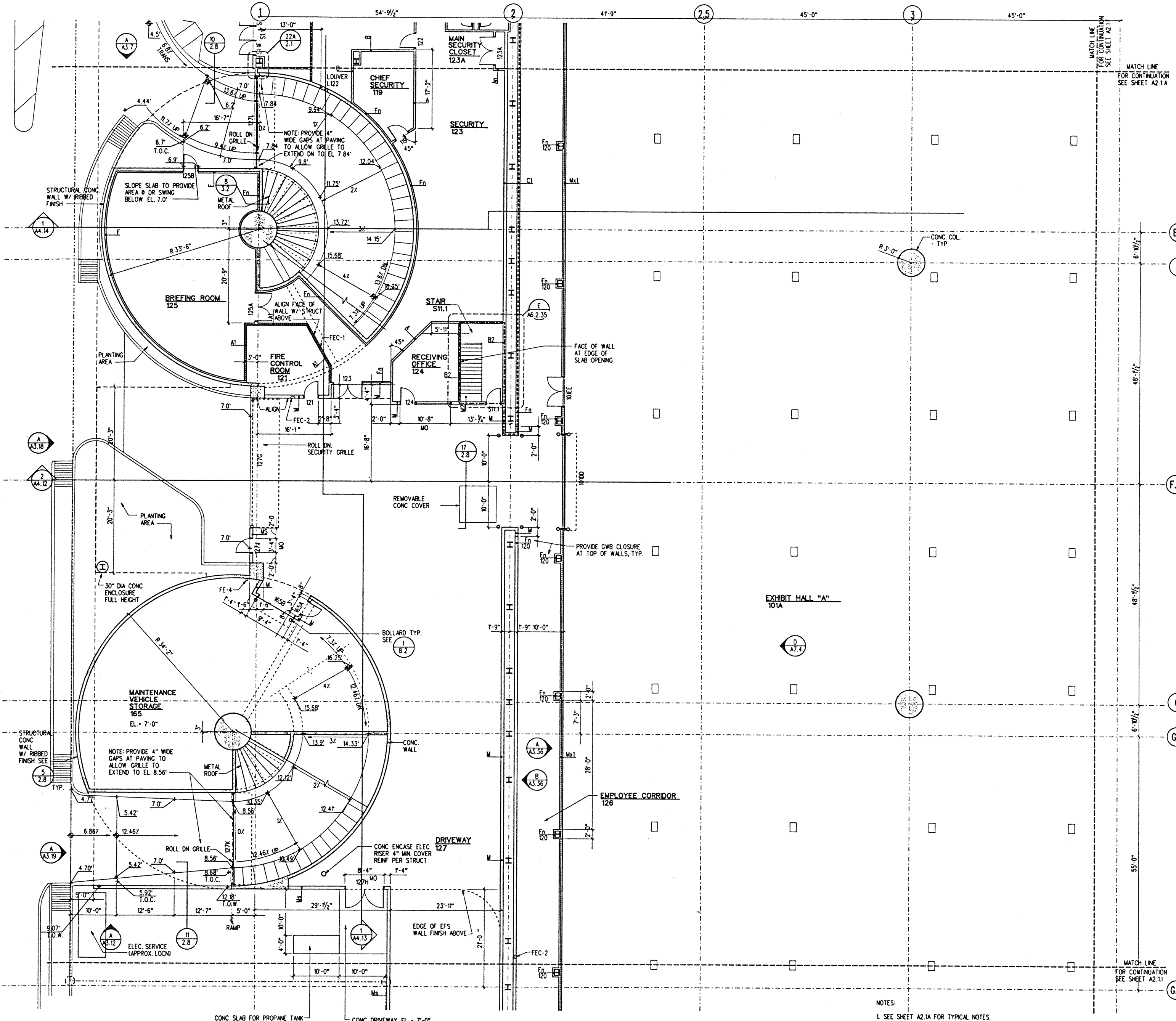
No.	Date	By	Description
12-15-95			FINAL DOCUMENTS
10-17-95			OCTOBER COORDINATION
9-15-95			BUILDING PERMIT SET

Sheet Title

EXHIBIT LEVEL SECTOR E FLOOR PLAN

Designed	GL, KNPC
Drawn	TM, RR, M, BT, DJ
Checked	RZ, CR, HM
Date	8-14-95
Job No.	83036.02.9
Sheet No.	

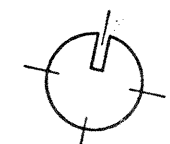
A 2.1.E




NOTES:
1. SEE SHEET A2.1A FOR TYPICAL NOTES.

EXHIBIT HALL SECTOR E

1/8" = 1'-0"





Hawai'i Convention Center

Convention Center Authority
Honolulu, HI

Wimberly Allison Tong & Goo, Inc.
Honolulu, HI

in association with

Loschly Marquardt & Nesholm
Seattle, WA

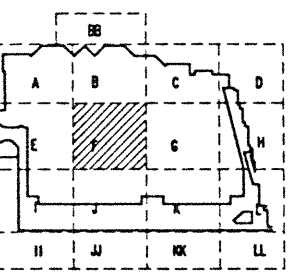
NORDIC / PCL
A Joint Venture
Honolulu, HI

Consultants

The work was prepared by me or under my supervision and construction of this project will be under my observation.

Eugene I. Watanabe
EUGENE I. WATANABE
LICENSED PROFESSIONAL ARCHITECT
No. 5343
HAWAII, U.S.A.

Signature as defined in Title 10, Chapter 10, Section 1201 of the Rules and Regulations of the Board of Professional Engineers, Architects and Surveyors of the State of Hawaii.



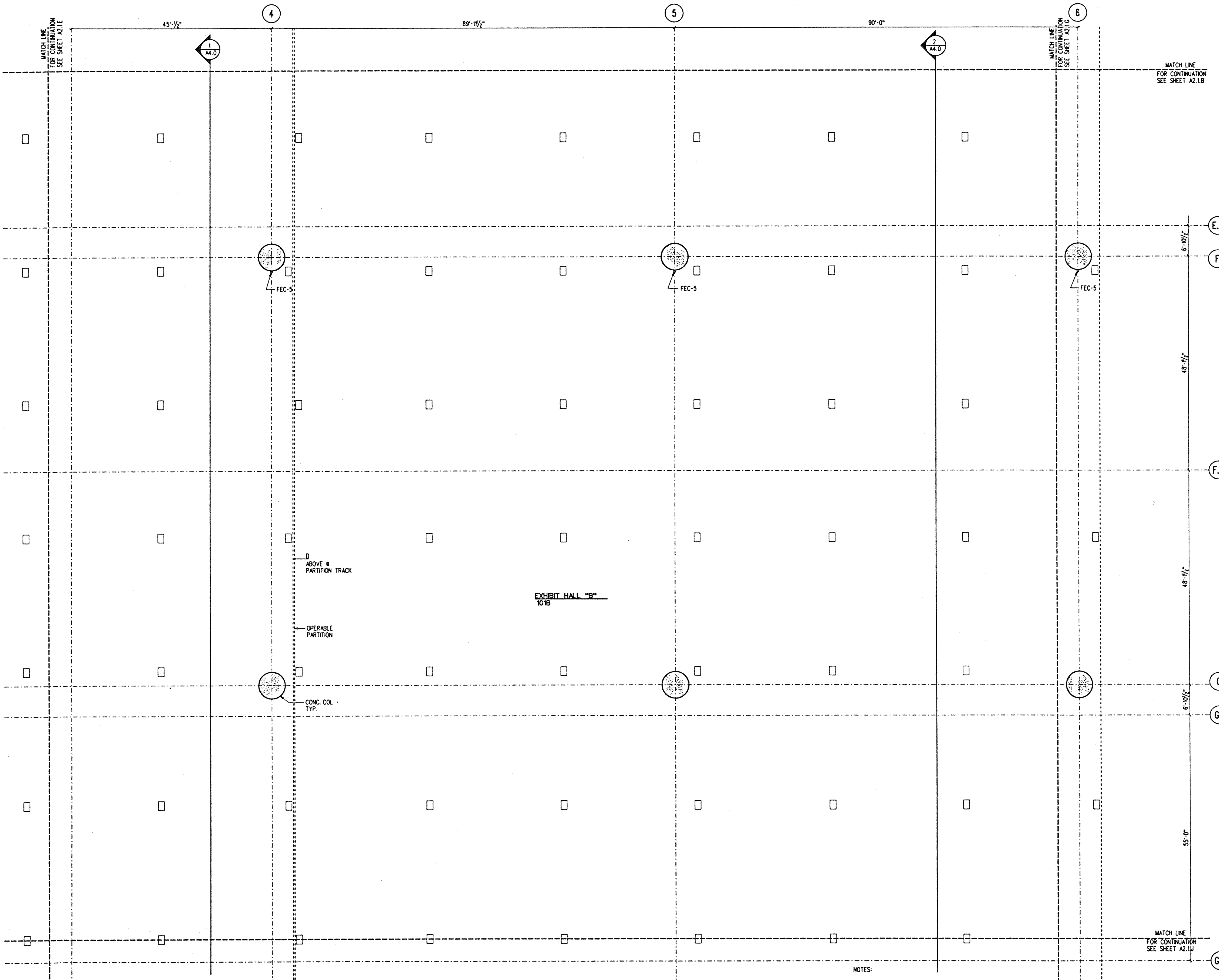
Revisions

No.	Date	By	Description
12-15-95			FINAL DOCUMENTS
10-17-95			OCTOBER COORDINATION
9-15-95			BUILDING PERMIT SET

EXHIBIT LEVEL SECTOR F FLOOR PLAN

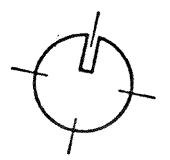
Designed	GL, KNPC
Drawn	TM, RR, MR, BT, DJ
Checked	RZ, OR, HM
Date	8-14-95
Job No.	93036.02.9
Sheet No.	

A 2.1.F




NOTES:
1. SEE SHEET A2.1A FOR TYPICAL NOTES.

EXHIBIT HALL SECTOR F



PLOTTED: 01 DEC 95 FILE: H:\A2.1.F.dwg



Hawai'i Convention Center

Convention Center Authority
Honolulu, HI

Wimberly Allison Tong & Goo, Inc.
Honolulu, HI

in association with

Loschky Marquardt & Nesholm
Seattle, WA

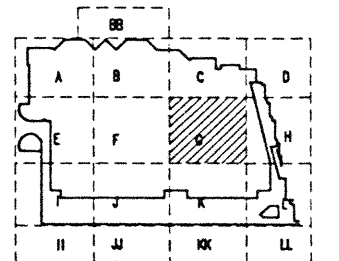
NORDIC / PCL
A Joint Venture
Honolulu, HI

Consultants

This work was prepared by me or under my supervision and construction of this project will be under my observation.

Eugene I. Watanabe
EUGENE I. WATANABE
LICENSED PROFESSIONAL ARCHITECT
No. 5343
HAWAII, U.S.A.

Information is contained in Title # Chapter 10 Section 128 of the Rules and Regulations of the Board of Professional Engineers, Architects and Surveyors of the State of Hawaii.



Revisions

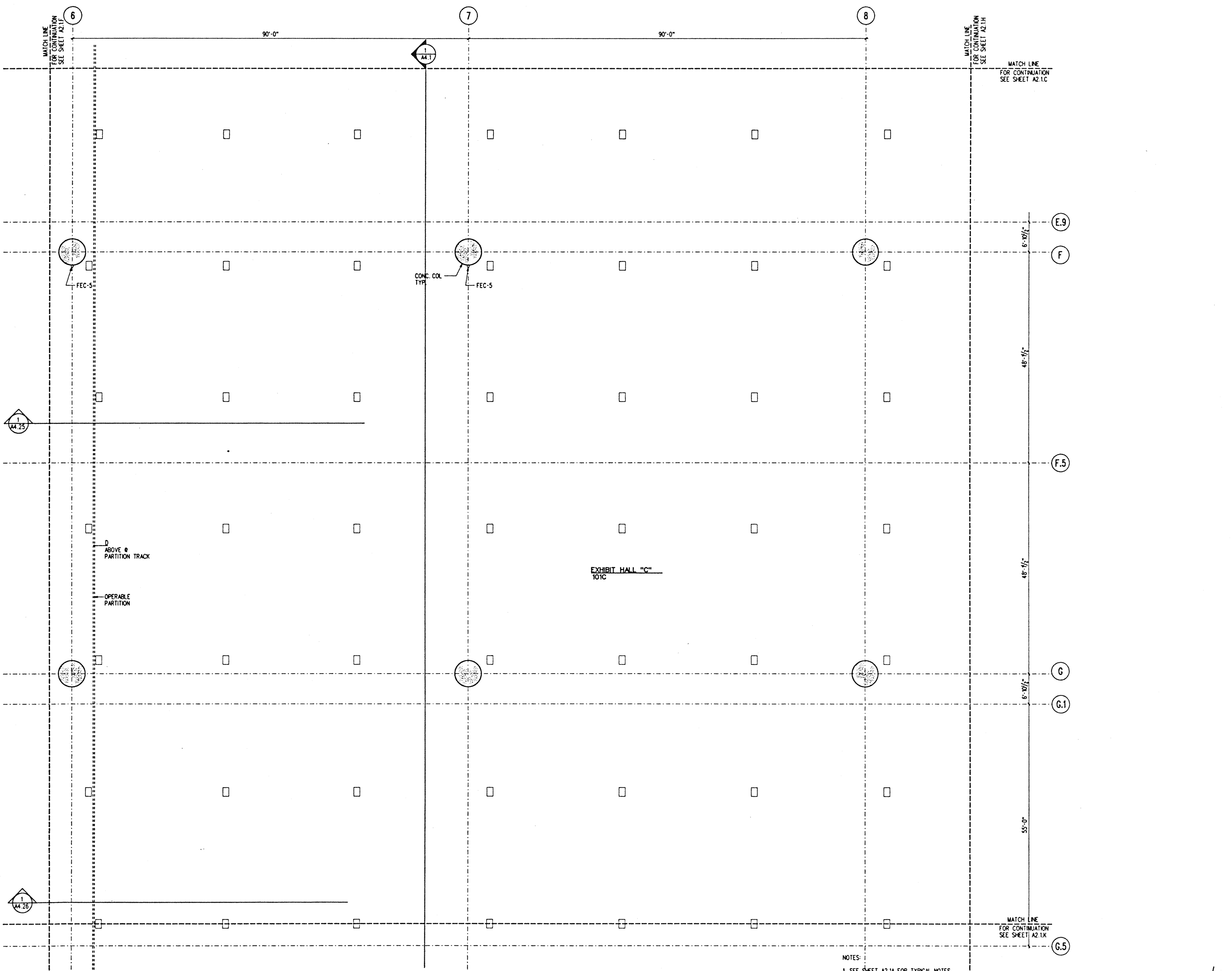
No.	Date	By	Description
12-15-95			FINAL DOCUMENTS
10-17-95			OCTOBER COORDINATION
8-15-95			BUILDING PERMIT SET

Sheet Title

EXHIBIT LEVEL SECTOR G FLOOR PLAN

Designed	GL, KNPC
Drawn	TM, RFL, ML, BT, DJ
Checked	RZ, OR, HM
Date	8-14-95
Job No.	89008.02.9
Sheet No.	

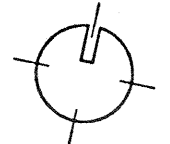
A 2.1.G




NOTES:
1. SEE SHEET A2.1A FOR TYPICAL NOTES.

EXHIBIT HALL SECTOR G

1/8" = 1'-0"





Hawai'i Convention Center

Convention Center Authority
Honolulu, HI

Wimberly Allison Tong & Goo, Inc.
Honolulu, HI

in association with

Loschky Marquardt & Neshom
Seattle, WA

NORDIC / PCL
A Joint Venture
Honolulu, HI

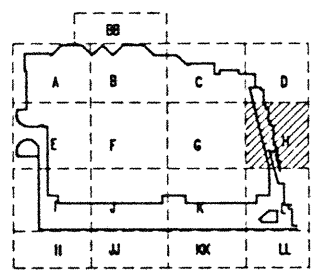
Consultants

This work was prepared by me or under my supervision and construction of this project will be under my observation.

Signature
No. 5343
HAWAII, U.S.A.

LICENSED PROFESSIONAL ARCHITECT

Supervision as defined in Title 10 Chapter 10 Section 1294 of the Rules and Regulations of the Board of Professional Engineers, Architects and Surveyors of the State of Hawaii



Revisions

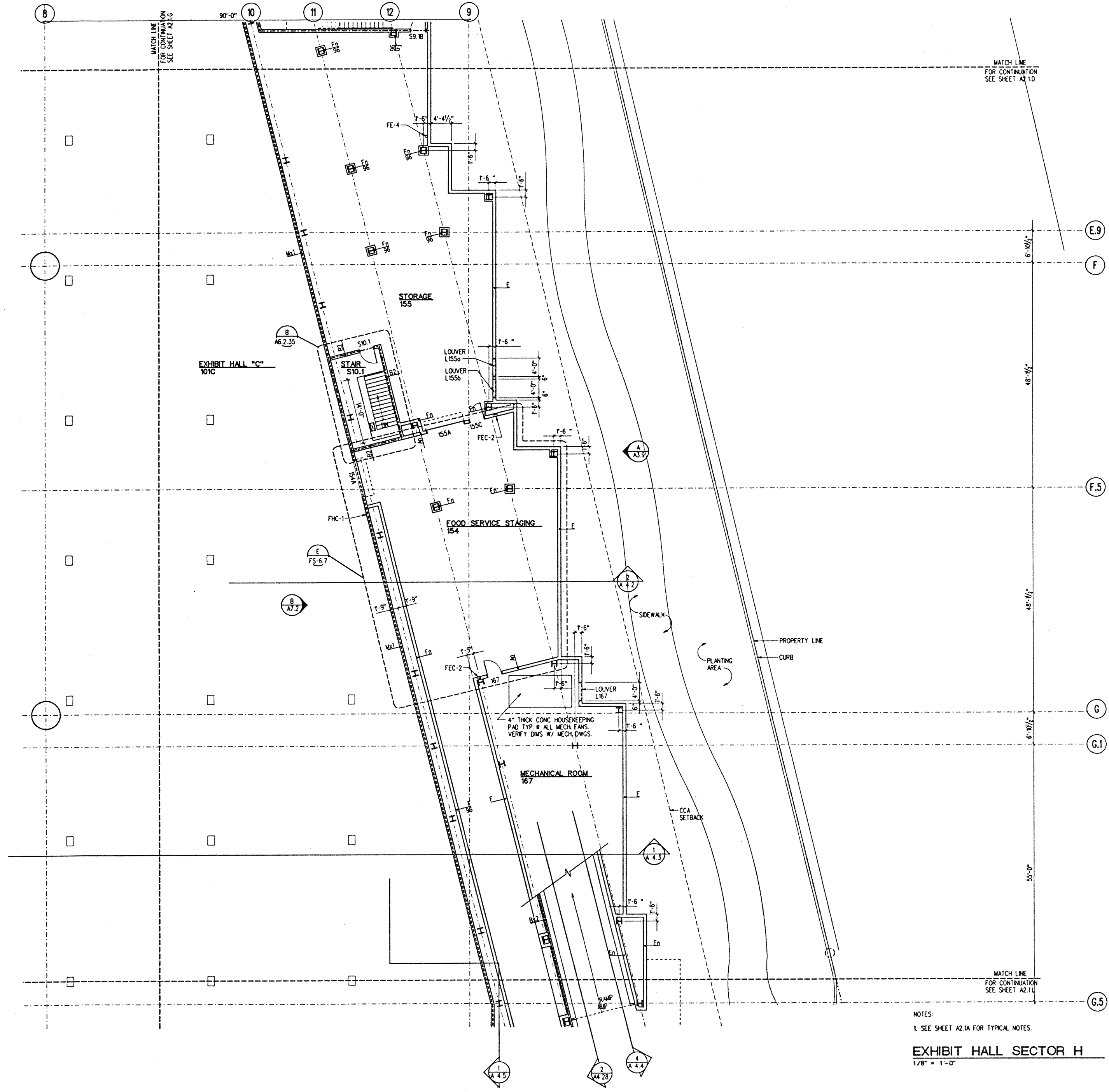
No.	Date	By	Description
12-15-95			FINAL DOCUMENTS
10-17-95			OCTOBER COORDINATION
9-15-95			BUILDING PERMIT SET

No. Date By Description

Sheet Title
**EXHIBIT LEVEL
SECTOR H
FLOOR PLAN**

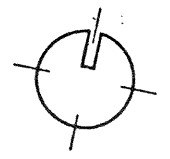
Designed	GL, KNPC
Drawn	TM, RR, MI, BT, DJ
Checked	RZ, OR, HM
Date	8-14-95
Job No.	80036.02.9
Sheet No.	


A 2.1.H



NOTES:
1. SEE SHEET A2.1A FOR TYPICAL NOTES.

EXHIBIT HALL SECTOR H
1/8" = 1'-0"





Hawai'i Convention Center

Convention Center Authority
Honolulu, HI

Wimberly Allison Tong & Goo, Inc.
Honolulu, HI

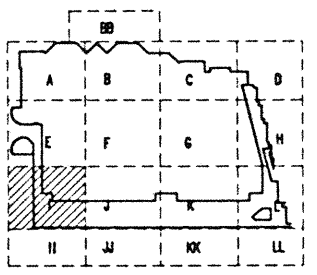
in association with
Loschky Marquardt & Nesholm
Seattle, WA

NORDIC / PCL
A Joint Venture
Honolulu, HI

Consultants

This work was prepared by me or under my supervision and construction of this project will be under my observation.

Signature
No. 5343
HAWAII, U.S.A.



Revisions

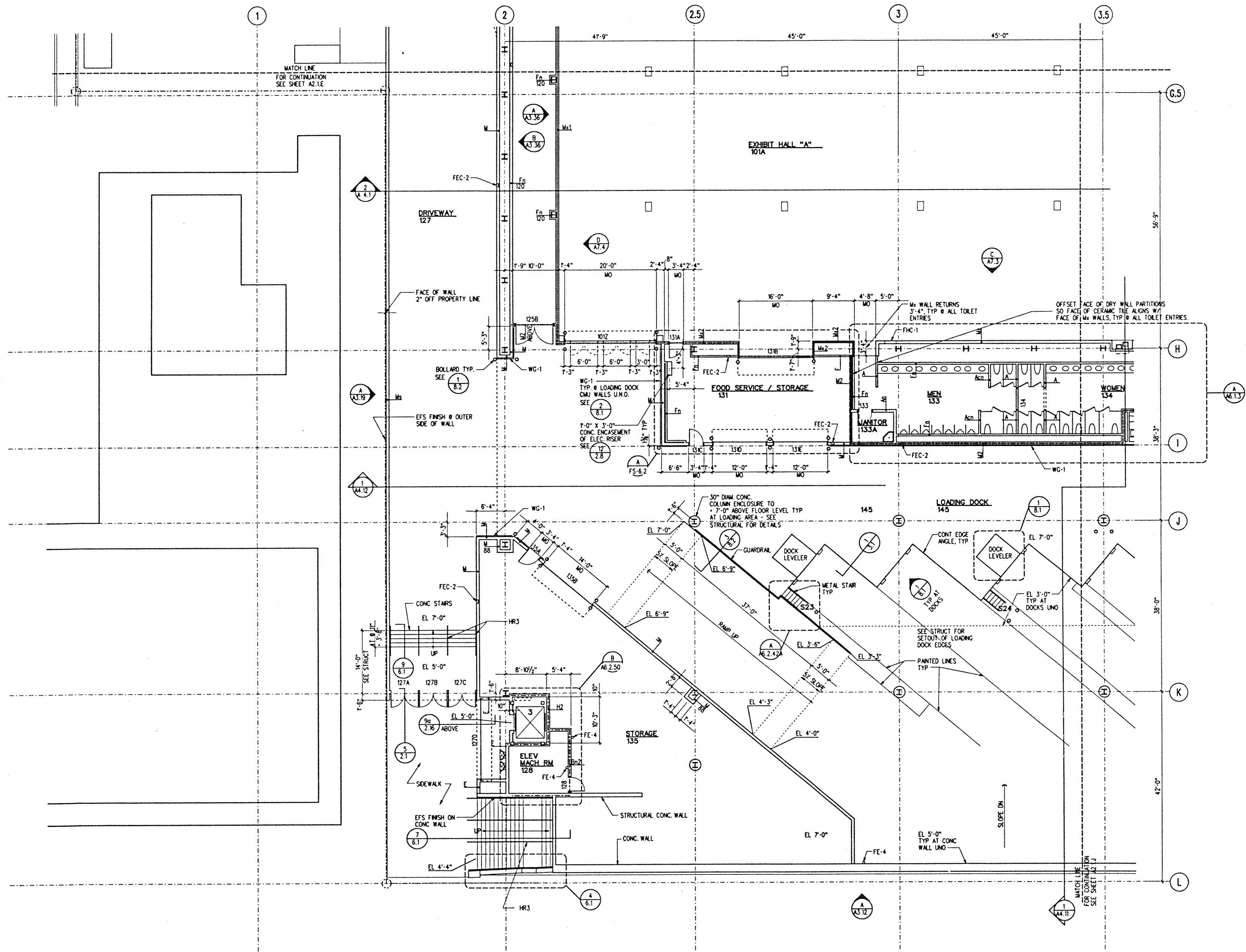
12-15-95	FINAL DOCUMENTS
10-17-95	OCTOBER COORDINATION
9-15-95	BUILDING PERMIT SET

Sheet Title

EXHIBIT LEVEL SECTOR I FLOOR PLAN

Designed	GL, KNPC
Drawn	TM, RR, ML, BT, DJ
Checked	RZ, OR, HM
Date	8-14-95
Job No.	93036.02.9
Sheet No.	

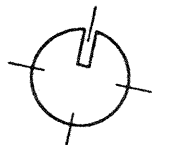
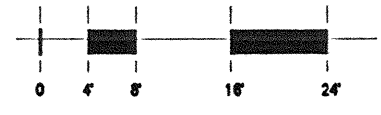
A 2.1.1




NOTES:
1. SEE SHEET A2.1A FOR TYPICAL NOTES.

EXHIBIT HALL SECTOR I

1/8" = 1'-0"



ROUTED: FILE: 955



Hawai'i Convention Center

Convention Center Authority
Honolulu, HI

Wimberly Allison Tong & Goo, Inc.
Honolulu, HI

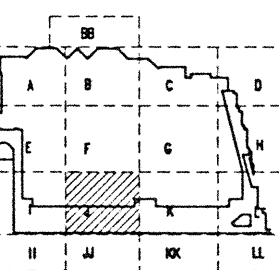
in association with

Loschky Marquardt & Nesholm
Seattle, WA

NORDIC / PCL
A Joint Venture
Honolulu, HI

Consultants

This work was prepared by me or under my supervision and construction of this project will be under my observation.
Ernest T. Watanabe
Ernest T. Watanabe
LICENSED PROFESSIONAL ARCHITECT
No. 5343
HAWAII, U.S.A.



Revisions

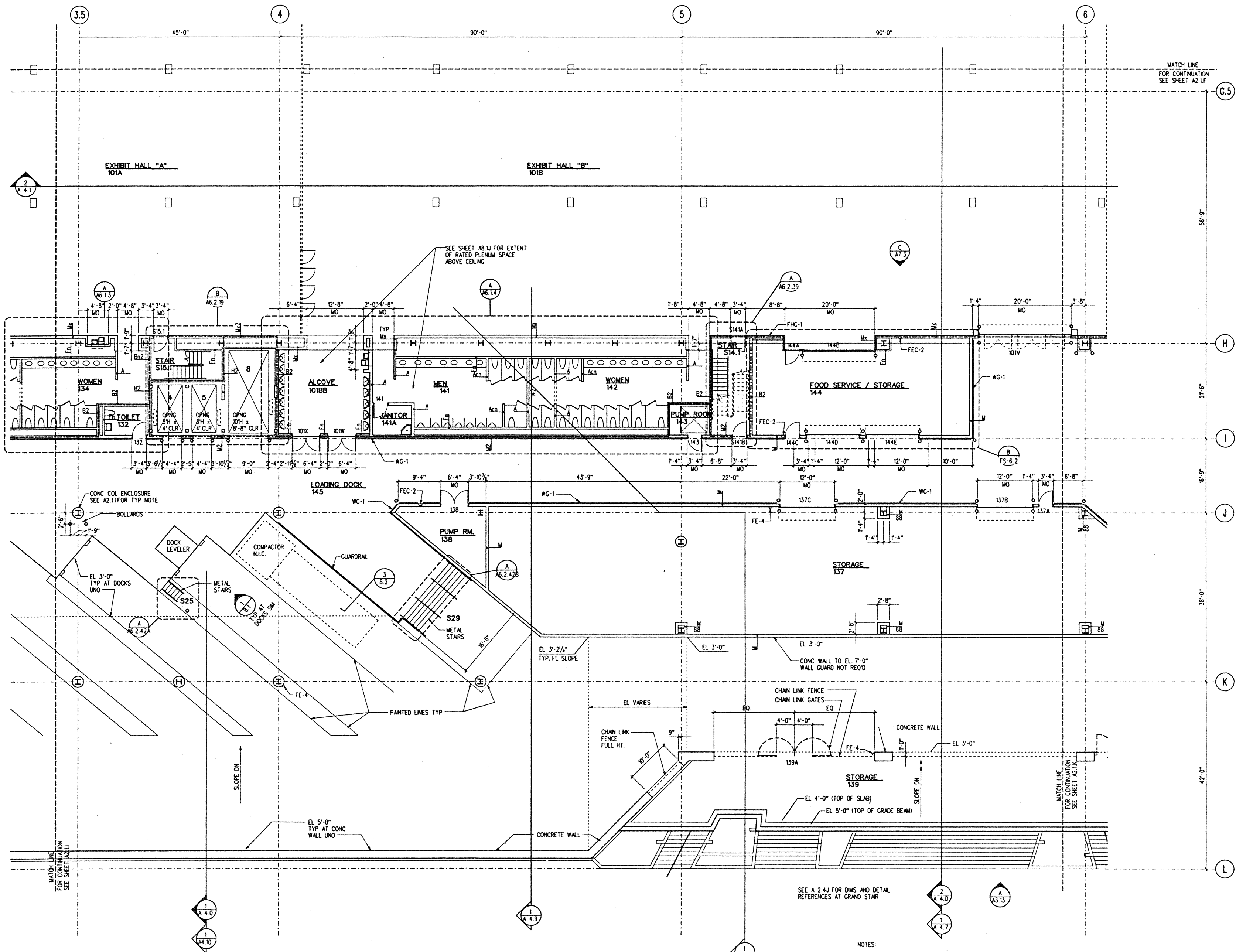
No.	Date	By	Description
12-15-95			FINAL DOCUMENTS
10-17-95			OCTOBER COORDINATION
9-15-95			BUILDING PERMIT SET

Sheet Title

EXHIBIT LEVEL SECTOR J FLOOR PLAN

Designed: GL, KNPC
 Drawn: TM, PR, M, BT, DJ
 Checked: RZ, OR, HM
 Date: 8-14-95
 Job No.: 93026 02 9
 Sheet No.:

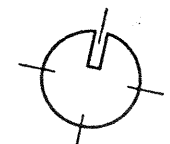

A 2.1.J




NOTES:
 1. SEE SHEET A2.1A AND A2.1F FOR TYPICAL NOTES

EXHIBIT HALL SECTOR J

1/8" = 1'-0"





Hawai'i Convention Center

Convention Center Authority
Honolulu, HI

Wimberly Allison Tong & Goo, Inc.
Honolulu, HI

in association with

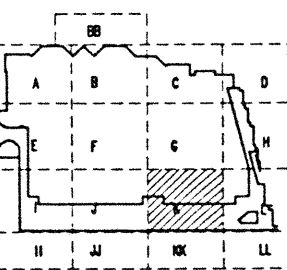
Loschky Marquardt & Neshom
Seattle, WA

NORDIC / PCL
A Joint Venture
Honolulu, HI

Consultants

The work was prepared by me or under my supervision and construction of the project will be under my observation.

Eugene I. Wataike
EUGENE I. WATAIKE
LICENSED PROFESSIONAL ARCHITECT
No. 5343
HAWAII, U.S.A.



Revisions

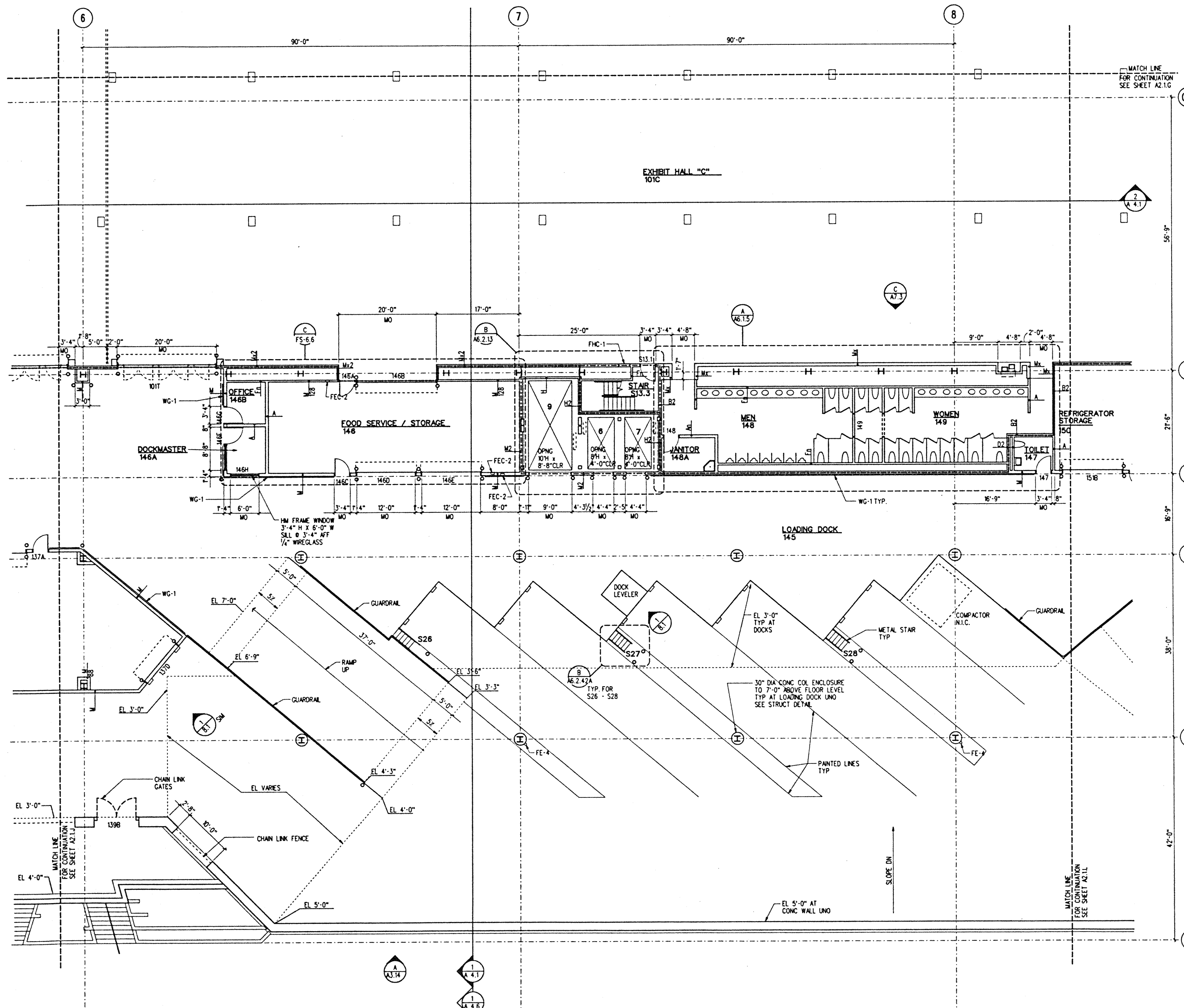
Date	Description
12-15-95	FINAL DOCUMENTS
10-17-95	OCTOBER COORDINATION
9-15-95	BUILDING PERMIT SET

No. Date By Description
Sheet Title

EXHIBIT LEVEL SECTOR K FLOOR PLAN

Designed	GL, KNPC
Drawn	TM, RR, M, BT, DJ
Checked	RZ, CR, HM
Date	9-14-95
Job No.	93036 02 9
Sheet No.	

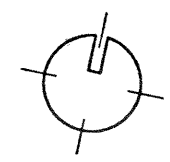
A 2.1.K




NOTES:

1. SEE SHEET A2.1A AND A2.1F FOR TYPICAL NOTES.

EXHIBIT HALL SECTOR K
1/8" = 1'-0"





Hawai'i Convention Center

Convention Center Authority
Honolulu, HI

Wimberly Allison Tong & Goo, Inc.
Honolulu, HI


in association with

Loschky Marquardt & Nesholm
Seattle, WA

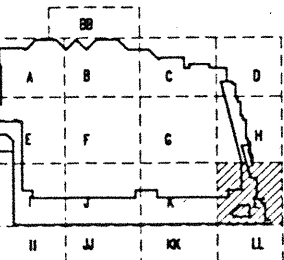
NORDIC / PCL
A Joint Venture
Honolulu, HI

Consultants

This work was prepared by me or under my supervision and construction of this project will be under my observation.



Eugene I. Watanabe
Eugene I. Watanabe
Professional Engineer
No. 5343
State of Hawaii, U.S.A.



Revisions

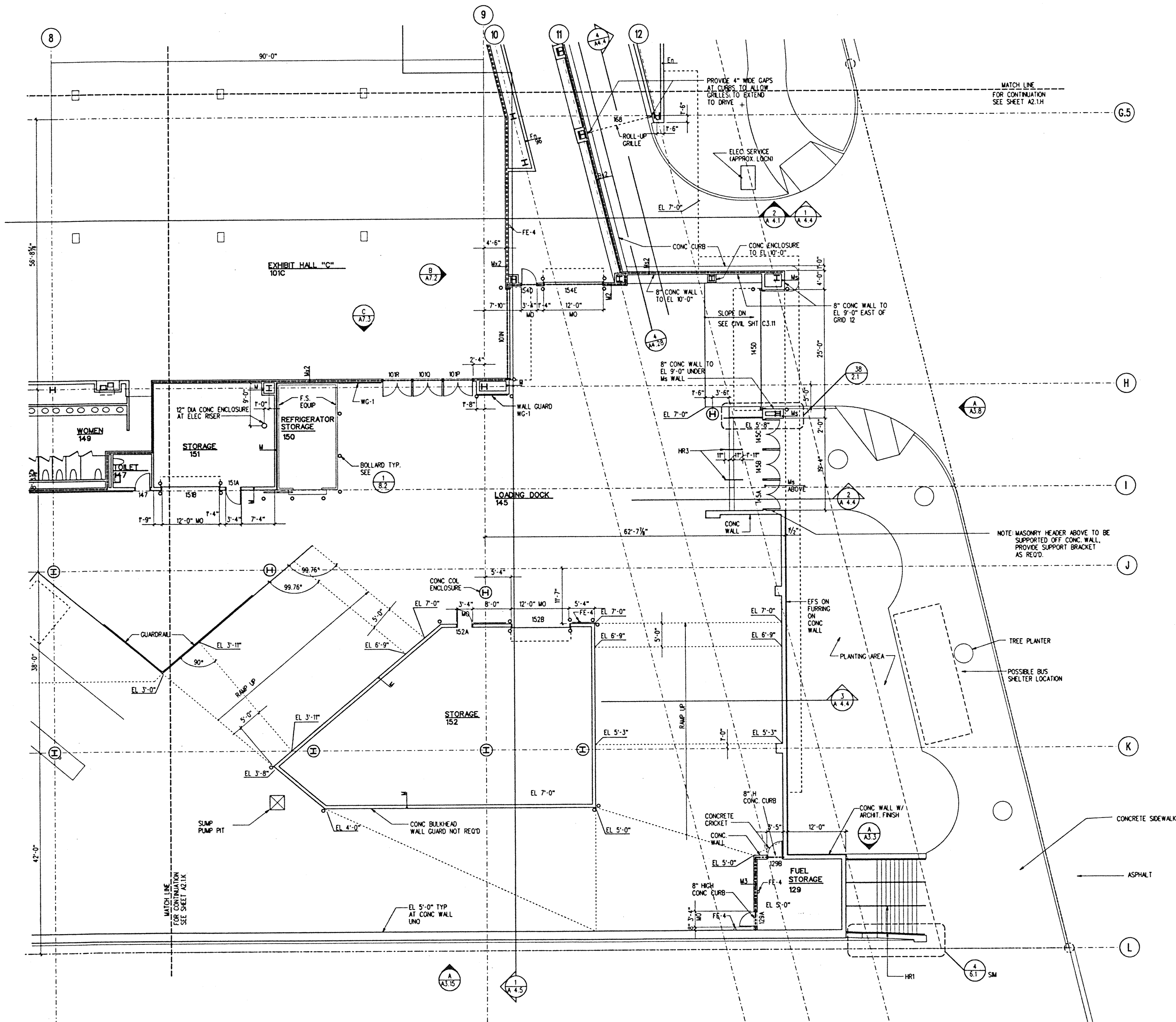
No.	Date	By	Description
12-15-05			FINAL DOCUMENTS
10-17-05			OCTOBER COORDINATION
9-15-05			BUILDING PERMIT SET

Sheet Title

EXHIBIT LEVEL SECTOR L FLOOR PLAN

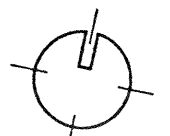

Designed	GL, KAPC
Drawn	TM, FR, ML, BT, DJ
Checked	RZ, OR, HM
Date	8-14-05
Job No.	93006.02.9
Sheet No.	


A 2.1.L



NOTES:
1. SEE SHEET A2.1A AND A2.1I FOR TYPICAL NOTES.

EXHIBIT HALL SECTOR L 1/8" = 1'-0"





Hawai'i Convention Center

Convention Center Authority
Honolulu, HI

Wimberly Allison Tong & Goo, Inc.
Honolulu, HI

in association with

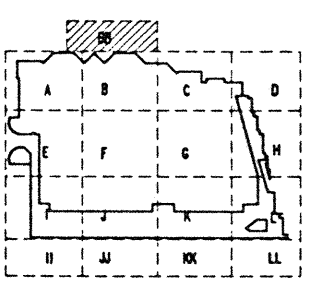
Loschky Marquardt & Nesholm
Seattle, WA

NORDIC / PCL
A Joint Venture
Honolulu, HI

Consultants

This work was prepared by me or under my supervision and construction of the project will be under my observation.

Edwene I. Watanabe
 Edwene I. Watanabe
 LICENSED PROFESSIONAL ARCHITECT
 No. 5343
 HAWAII, U.S.A.

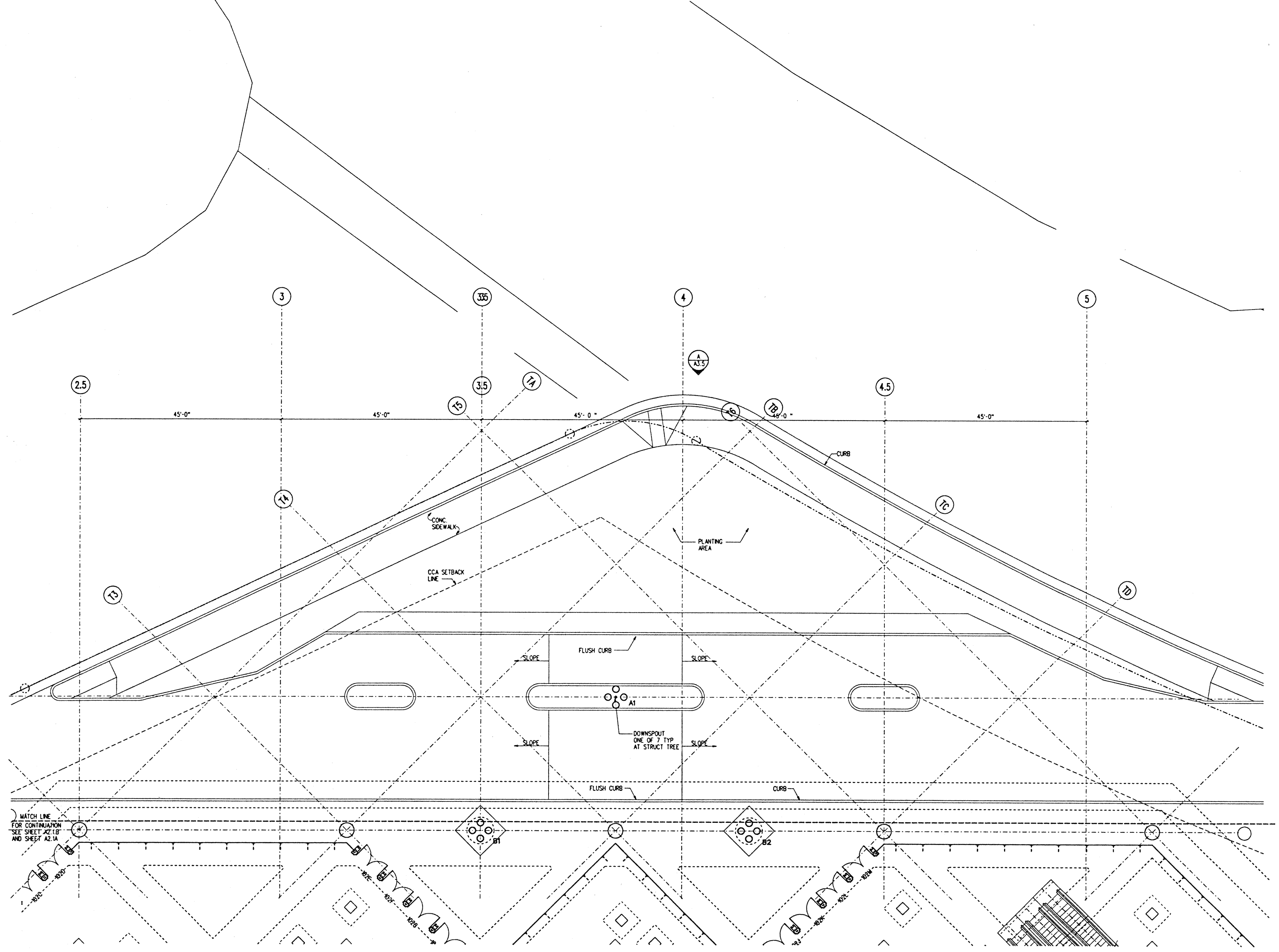


No.	Date	By	Description
12-15-95			FINAL DOCUMENTS
10-17-95			OCTOBER COORDINATION
9-15-95			BUILDING PERMIT SET

Revisions

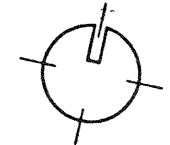
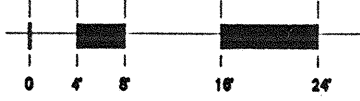
Sheet Title
**EXHIBIT HALL SECTOR BB
 FLOOR PLAN**

Designed	GL, KNPC
Drawn	TM, RR, MR, BT, DJ
Checked	RZ, OR, HM
Date	8-14-95
Job No.	90036.02.9
Sheet No.	




NOTES:
 1. SEE SHEET A2.1A FOR TYPICAL NOTES.

EXHIBIT HALL SECTOR BB
 1/8" = 1'-0"



A 2.1.BB



Hawai'i Convention Center

Convention Center Authority
Honolulu, HI

Wimberly Allison Tong & Goo, Inc.
Honolulu, HI

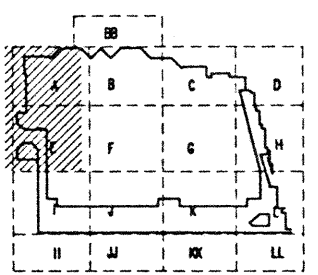
in association with
Loschky Marquardt & Nesholm
Seattle, WA

NORDIC / PCL
A Joint Venture
Honolulu, HI

Consultants

This work was prepared by me or under my supervision and construction of this project will be under my observation.

Leslie L. Wathne
LICENSED PROFESSIONAL ARCHITECT
No. 5343
HAWAII, U.S.A.



Revisions

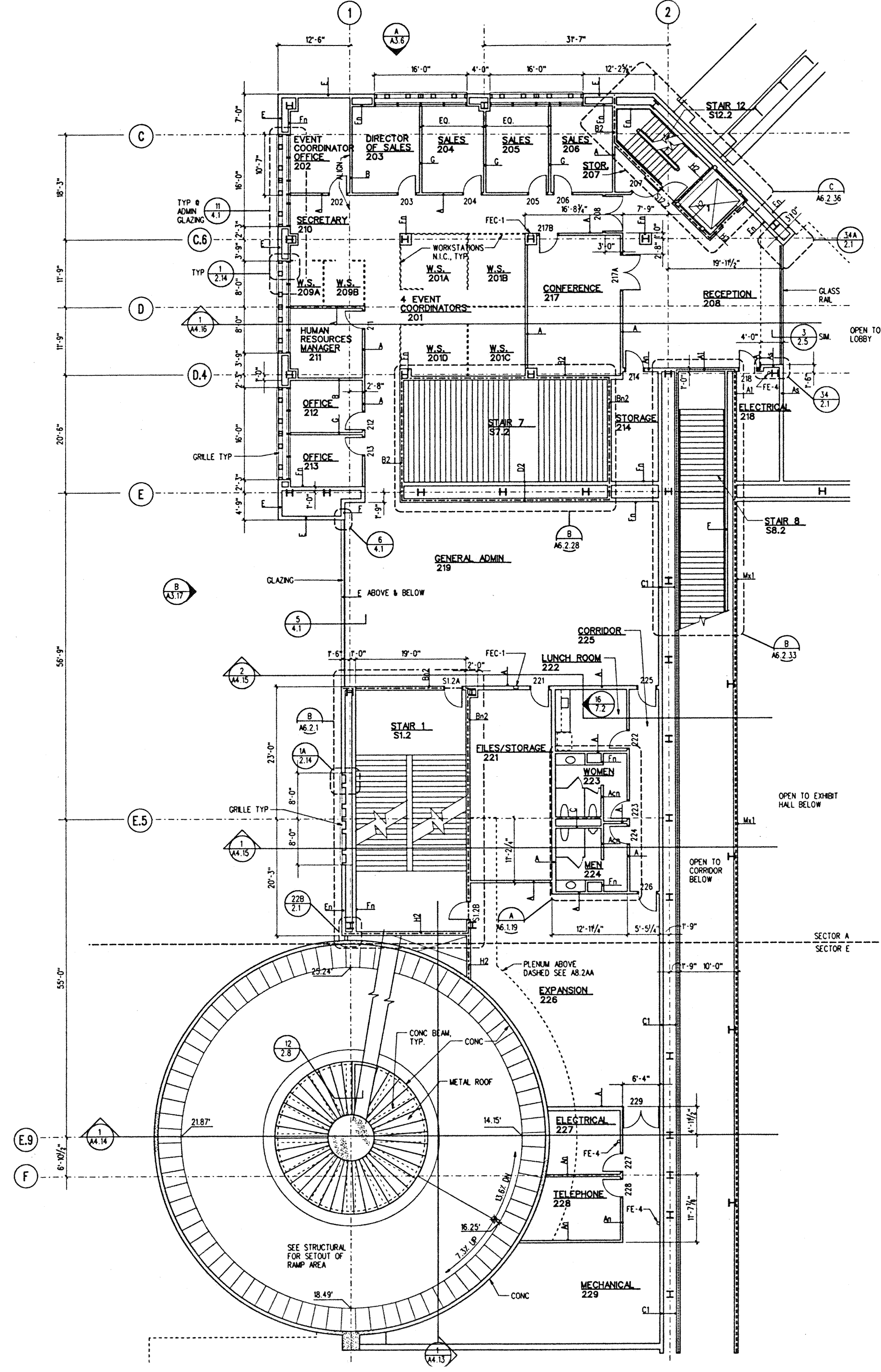
12-15-95	FINAL DOCUMENTS		
10-17-95	OCTOBER COORDINATION		
9-15-95	BUILDING PERMIT SET		
No.	Date	By	Description

Sheet Title

ADMIN LEVEL AT ELEV 19.0' SECTOR A & E FLOOR PLAN

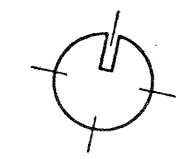

Designed	GL, KJPC
Drawn	TM, RR, M, BT, DJ
Checked	RZ, OR, HM
Date	8-14-95
Job No.	93036.02.9
Sheet No.	


A 2.1AA



ADMINISTRATIVE LEVEL
1/8" = 1'-0"

EL. 19.0'





Hawai'i Convention Center

Convention Center Authority
Honolulu, HI

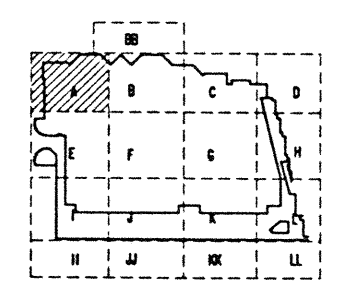

Wimberly Allison Tong & Goo, Inc.
Honolulu, HI

in association with
Loschy Marquardt & Nesholm
Seattle, WA

NORDIC / PCL
A Joint Venture
Honolulu, HI

Consultants

The work was prepared by me or under my supervision and construction of the project will be under my observation.



Revisions

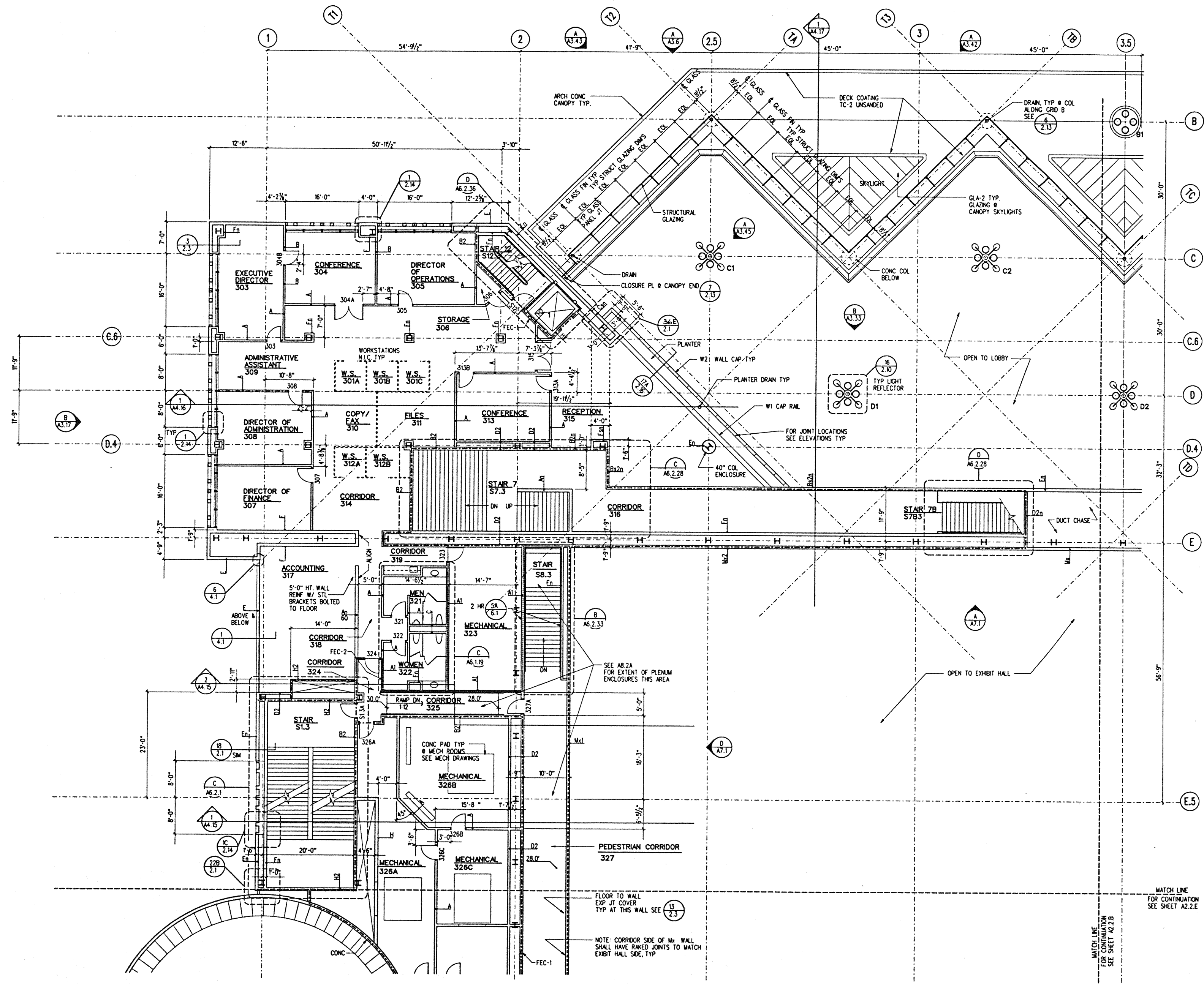
12-15-95	FINAL DOCUMENTS
10-17-95	OCTOBER COORDINATION
9-15-95	BUILDING PERMIT SET

Sheet Title

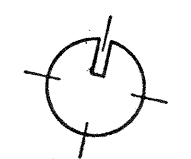
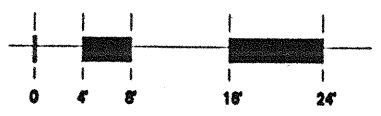
INTERMEDIATE LEVEL SECTOR A FLOOR PLAN


Designed	GL, KNPC
Drawn	TM, FR, MR, BT, DJ
Checked	RZ, OR, HM
Date	8-14-95
Job No.	93036.02.9
Sheet No.	

A 2.2.A



INTERMEDIATE LEVEL SECTOR A
1/8" = 1'-0" EL. 30.0'





Hawai'i Convention Center

Convention Center Authority
Honolulu, HI

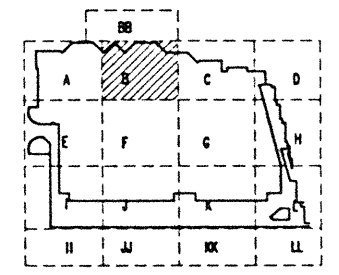
Wimberly Allison Tong & Goo, Inc.
Honolulu, HI
in association with
Loschky Marquardt & Neshoim
Seattle, WA

NORDIC / PCL
A Joint Venture
Honolulu, HI

Consultants

This work was prepared by me or under my supervision and construction of this project will be under my observation.

Ernest J. Watanabe
LISCENSED PROFESSIONAL ARCHITECT
No. 6343
HAWAII, U.S.A.



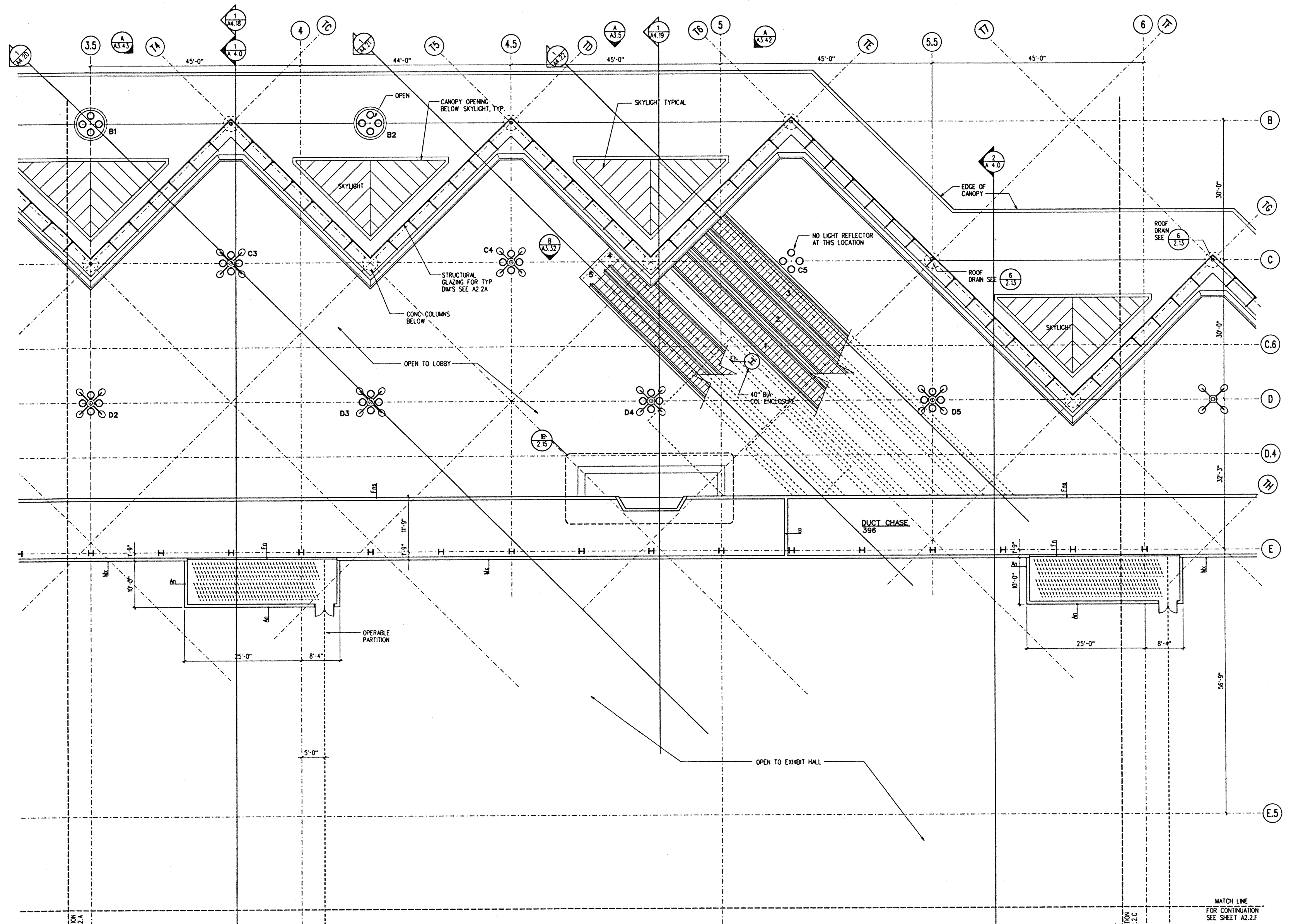
Revisions

No.	Date	By	Description
12-15-95			FINAL DOCUMENTS
10-17-95			OCTOBER COORDINATION
9-15-95			BUILDING PERMIT SET

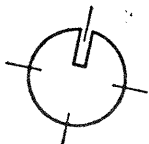

Sheet Title


INTERMEDIATE LEVEL SECTOR B FLOOR PLAN

Designed	GL, KJPC
Drawn	TM, RR, M, BT, DU
Checked	RZ, OR, HM
Date	8-14-95
Job No.	9308 02 9
Sheet No.	



INTERMEDIATE LEVEL SECTOR B
1/8" = 1'-0"





Hawai'i Convention Center

Convention Center Authority
Honolulu, HI

Wimberly Allison Tong & Goo, Inc.
Honolulu, HI

in association with

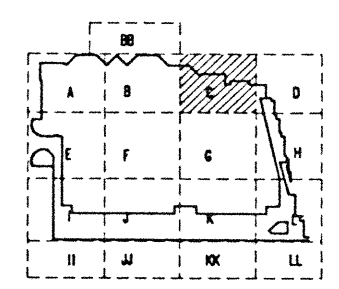
Loschky Marquardt & Nesheim
Seattle, WA

NORDIC / PCL
A Joint Venture
Honolulu, HI

Consultants

This work was prepared by me or under my supervision and construction of this project will be under my observation.

Ernest T. Watanabe
LICENSED PROFESSIONAL ARCHITECT
No. 5343
HAWAII, U.S.A.



Revisions

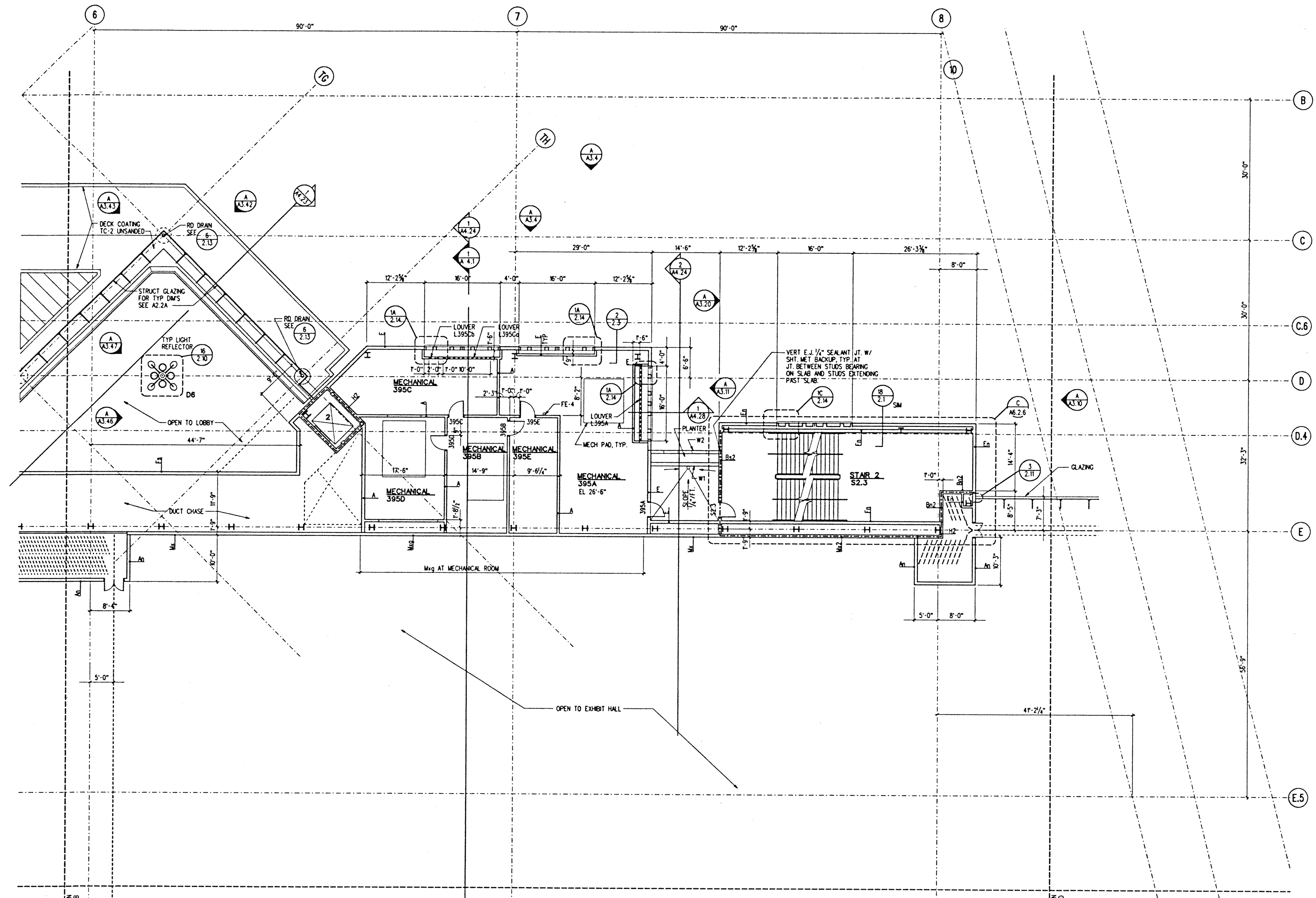
No.	Date	By	Description
12-15-95			FINAL DOCUMENTS
10-17-95			OCTOBER COORDINATION
9-15-95			BUILDING PERMIT SET

Sheet Title

INTERMEDIATE LEVEL SECTOR C FLOOR PLAN

Designed	GL, KNPC
Drawn	TM, RR, M, BT, DJ
Checked	RZ, OR, HM
Date	9-14-95
Job No.	93036 02 9
Sheet No.	

A 2.2.C

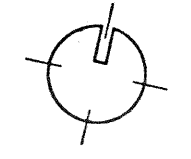



MATCH LINE FOR CONTINUATION SEE SHEET A2.2.B

MATCH LINE FOR CONTINUATION SEE SHEET A2.2.D

INTERMEDIATE LEVEL SECTOR C

1/8" = 1'-0" EL. 26.50'





Hawai'i Convention Center

Convention Center Authority
Honolulu, HI

Wimberly Allison Tong & Goo, Inc.
Honolulu, HI


in association with

Loschky Marquardt & Nesholm
Seattle, WA

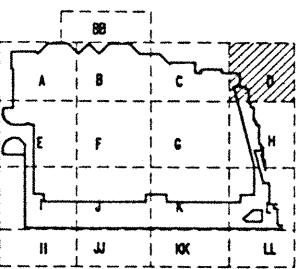
NORDIC / PCL
A Joint Venture
Honolulu, HI

Consultants

This work was prepared by me or under my supervision and construction of this project will be under my observation.



Eugene I. Watanabe
Supplies an address in Title 16, Chapter 10, Section 1.2(b) of the Rules and Regulations of the Board of Professional Engineers, Architects, and Surveyors of the State of Hawaii.



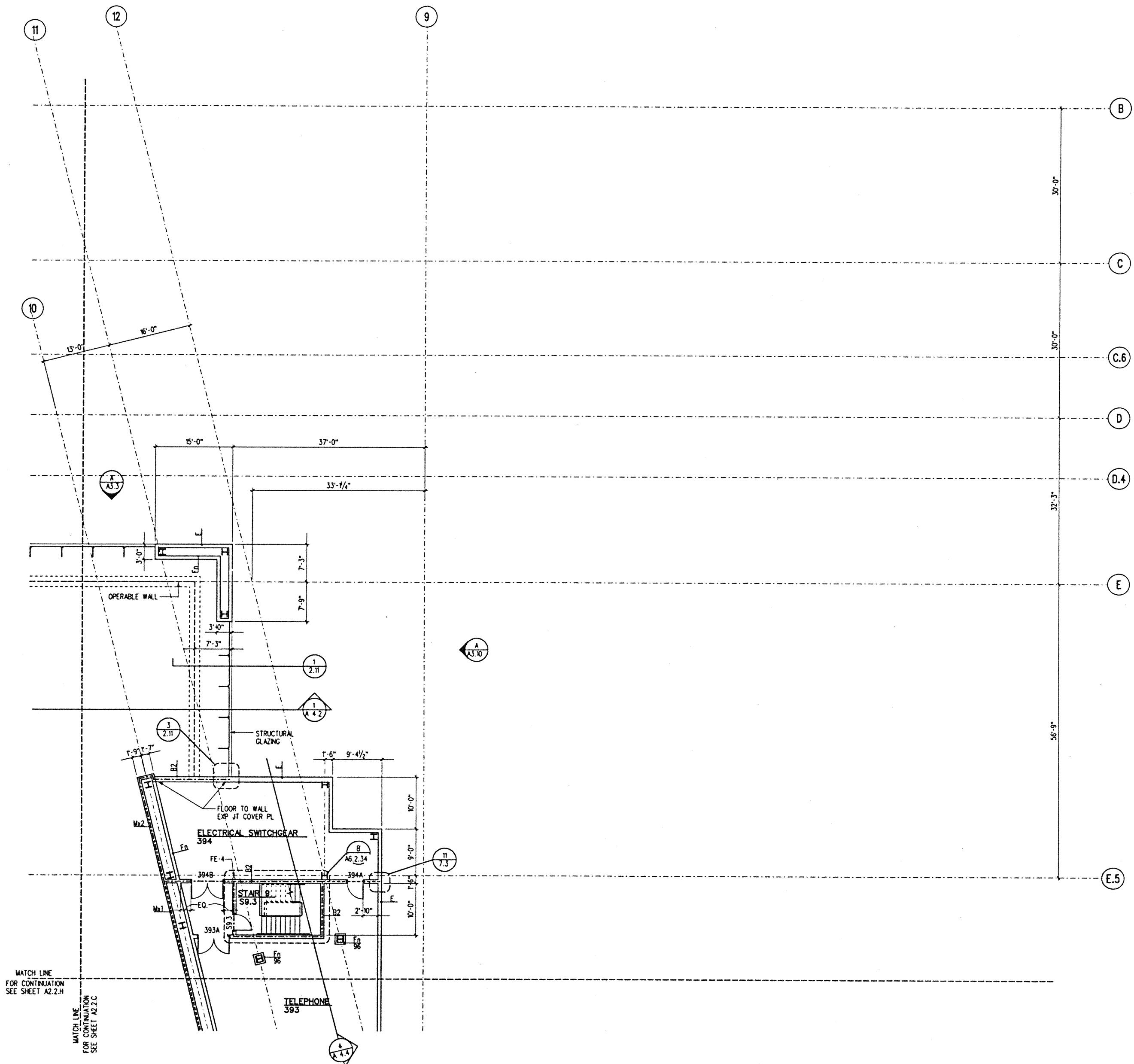
Revisions

No.	Date	By	Description
12-15-85			FINAL DOCUMENTS
10-17-85			OCTOBER COORDINATION
9-15-85			BUILDING PERMIT SET

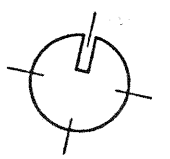
Sheet Title

INTERMEDIATE LEVEL SECTOR D FLOOR PLAN


Designed	GL, KNPC
Drawn	TM, RR, ML, BT, DJ
Checked	RZ, OR, HM
Date	8-14-85
Job No.	80036.02.9
Sheet No.	



INTERMEDIATE LEVEL SECTOR D
1/8" = 1'-0" EL. 25.50'



A 2.2.D



Hawai'i Convention Center

Convention Center Authority
Honolulu, HI

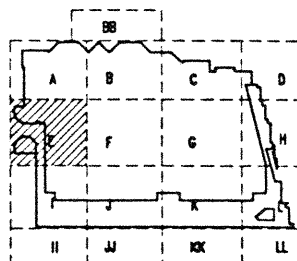
Wimberly Allison Tong & Goo, Inc.
Honolulu, HI
in association with
Loschky Marquardt & Nesheim
Seattle, WA

NORDIC / PCL
A Joint Venture
Honolulu, HI

Consultants

This work was prepared by me or under my supervision and construction of this project will be under my observation

Edward T. Wabnitz
LICENSED PROFESSIONAL ARCHITECT
No. 5343
HAWAII, U.S.A.



Revisions

12-15-95	FINAL DOCUMENTS
10-17-95	OCTOBER COORDINATION
9-15-95	BUILDING PERMIT SET

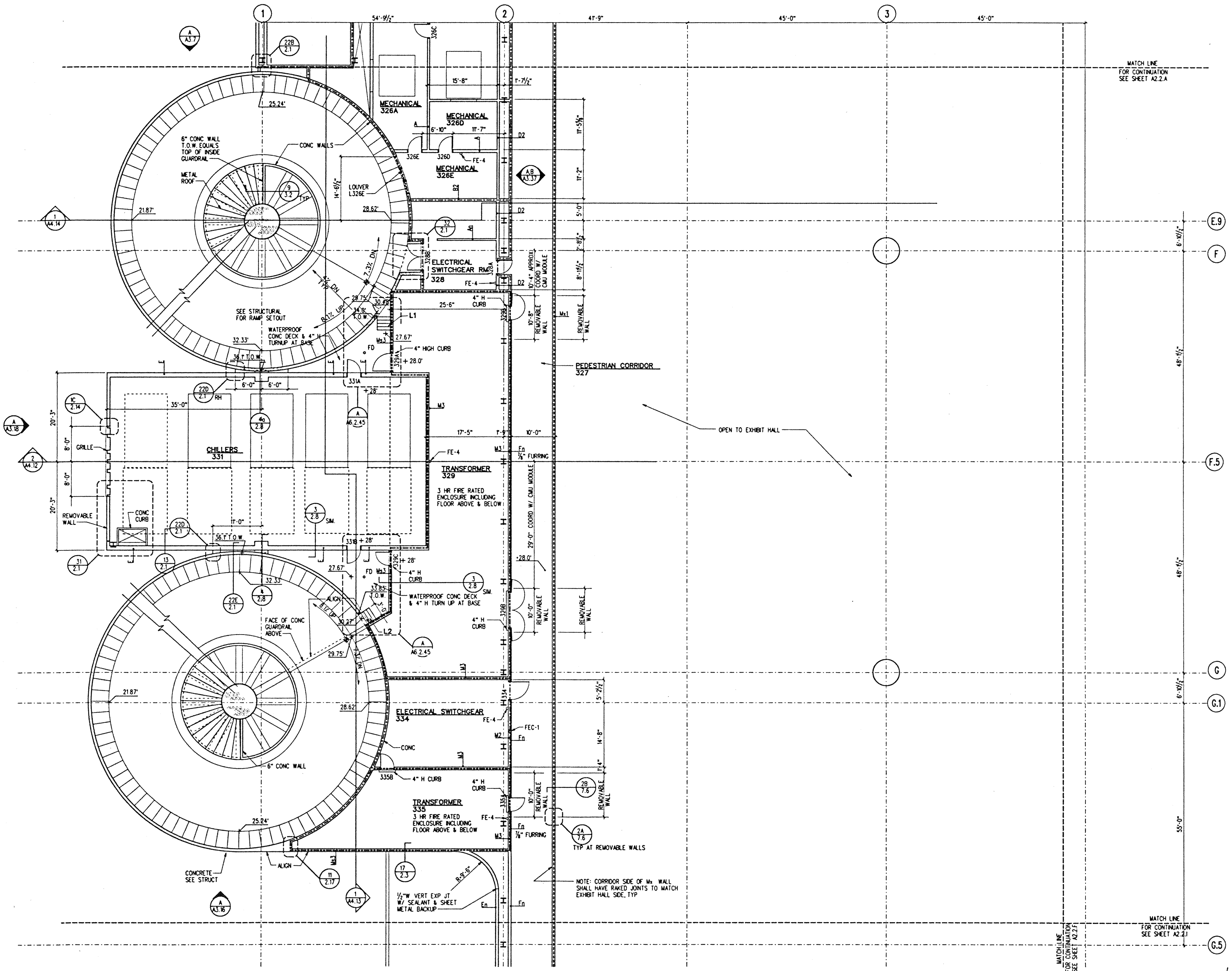
No. Date By Description

Sheet Title

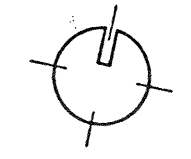
INTERMEDIATE LEVEL SECTOR E FLOOR PLAN


Designed	GL, KJPC
Drawn	TM, RR, MI, BT, DJ
Checked	RZ, OR, HM
Date	8-14-95
Job No.	93036.02.9
Sheet No.	

A 2.2.E



INTERMEDIATE LEVEL SECTOR E
1/8" = 1'-0" EL.=28.00'





Hawai'i Convention Center

Convention Center Authority
Honolulu, HI

Wimberly Allison Tong & Goo, Inc.
Honolulu, HI

in association with

Loschky Marquardt & Nesholm
Seattle, WA

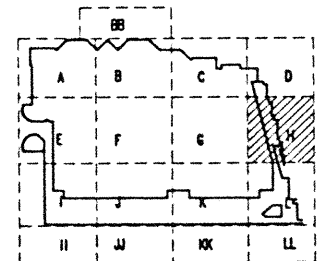
NORDIC / PCL
A Joint Venture
Honolulu, HI

Consultants

This work was prepared by me or under my supervision and construction of this project will be under my observation.

Ernest W. Watanabe
LICENSED PROFESSIONAL ARCHITECT
No. 5343
HAWAII, U.S.A.

Signature is dated in this file
Chapter 10, Section 1208 of the
Rules and Regulations of the
Board of Professional Engineers,
Architects and Surveyors of the
State of Hawaii



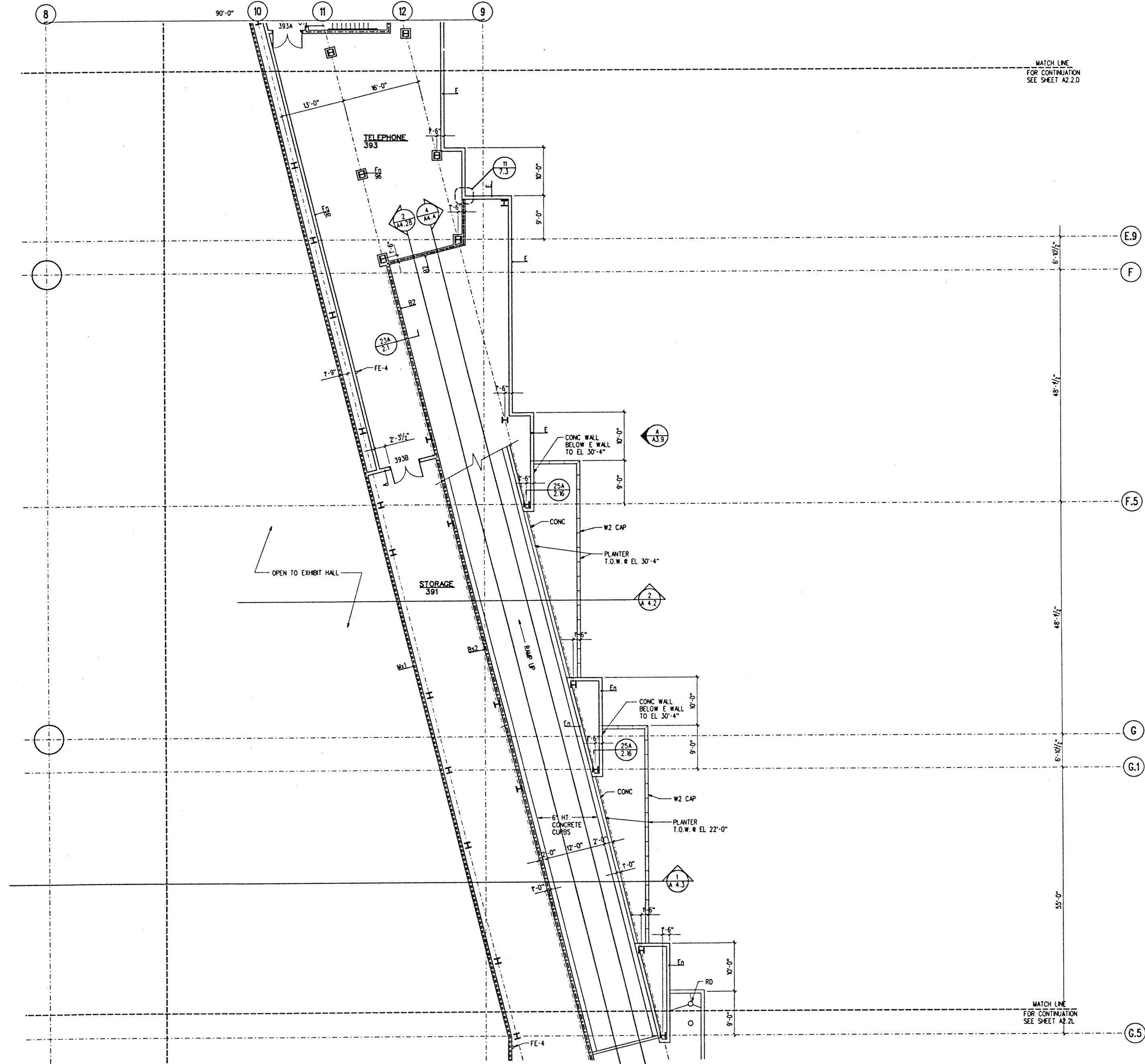
Revisions

No.	Date	By	Description
12-15-95			FINAL DOCUMENTS
10-17-95			OCTOBER COORDINATION
9-15-95			BUILDING PERMIT SET

INTERMEDIATE LEVEL SECTOR H FLOOR PLAN

Designed	GL KNPC
Drawn	TM, RR, ML, BT, DU
Checked	RZ, OR, HJM
Date	8-14-95
Job No.	93026 02.9
Sheet No.	

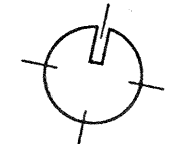

A 2.2.H




MATCH LINE
FOR CONTINUATION
SEE SHEET A2.2.D

MATCH LINE
FOR CONTINUATION
SEE SHEET A2.2.L

INTERMEDIATE LEVEL SECTOR H
1/8" = 1'-0"
EL. 25.50'



PLOTTED: 02 DEC 1995 FILE: H:\proj\A2.2.H



Hawai'i Convention Center

Convention Center Authority
Honolulu, HI

Wimberly Allison Tong & Goo, Inc.
Honolulu, HI

in association with

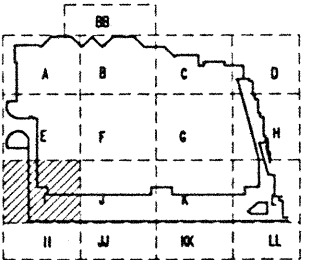
Loschly Marquardt & Nesholm
Seattle, WA

NORDIC / PCL
A Joint Venture
Honolulu, HI

Consultants

The work was prepared by me or under my supervision and construction of the project will be under my observation.

Eric T. Wainale
25 years as defined in Title 10, Chapter 10, Section 1201 of the Rules and Regulations of the Board of Professional Engineers, Architects and Surveyors of the State of Hawaii.



Revisions

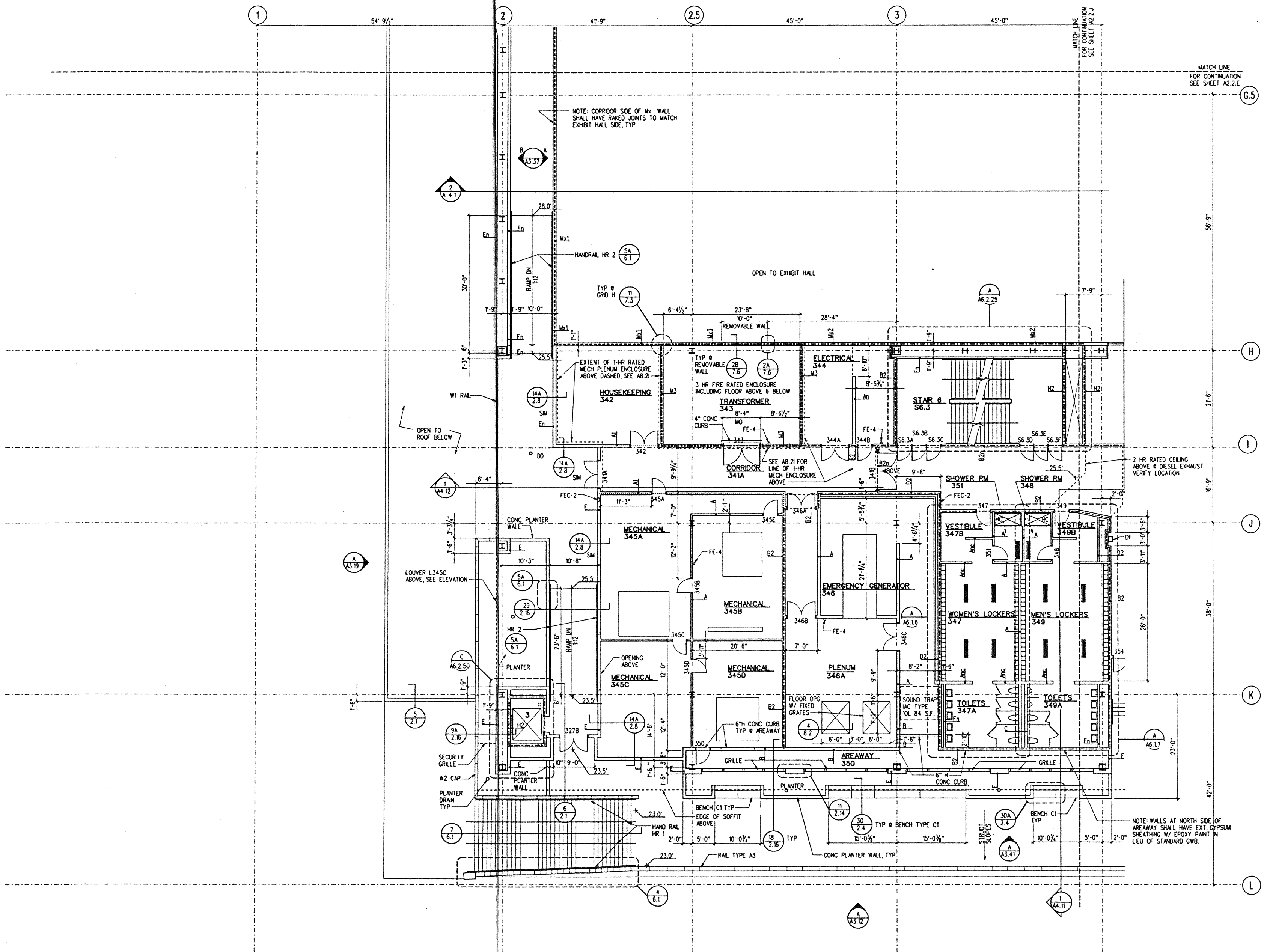
Date	Description
12-15-95	FINAL DOCUMENTS
10-17-95	OCTOBER COORDINATION
9-15-95	BUILDING PERMIT SET

Sheet Title

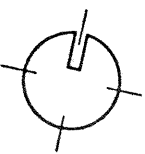
INTERMEDIATE LEVEL SECTOR I FLOOR PLAN


Designed	GL, KNPC
Drawn	TM, RR, MI, BT, DJ
Checked	RZ, OR, HM
Date	8-14-95
Job No.	90036.02.9
Sheet No.	

A 2.2.1



INTERMEDIATE LEVEL SECTOR I
1/8" = 1'-0" EL. 25.50'





Hawai'i Convention Center

Convention Center Authority
Honolulu, HI

Wimberly Allison Tong & Goo, Inc.
Honolulu, HI

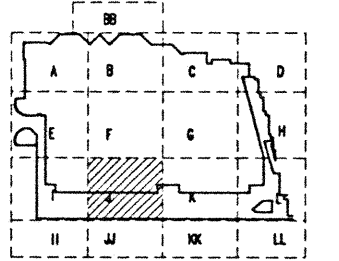
in association with

Loschky Marquardt & Nesholm
Seattle, WA

NORDIC / PCL
A Joint Venture
Honolulu, HI

Consultants

This work was prepared by me or under my supervision and construction of this project will be under my observation.
Ernest I. Wattanabe
Ernest I. Wattanabe
LICENSED PROFESSIONAL ARCHITECT
No. 5345
HAWAII, U.S.A.



Revisions

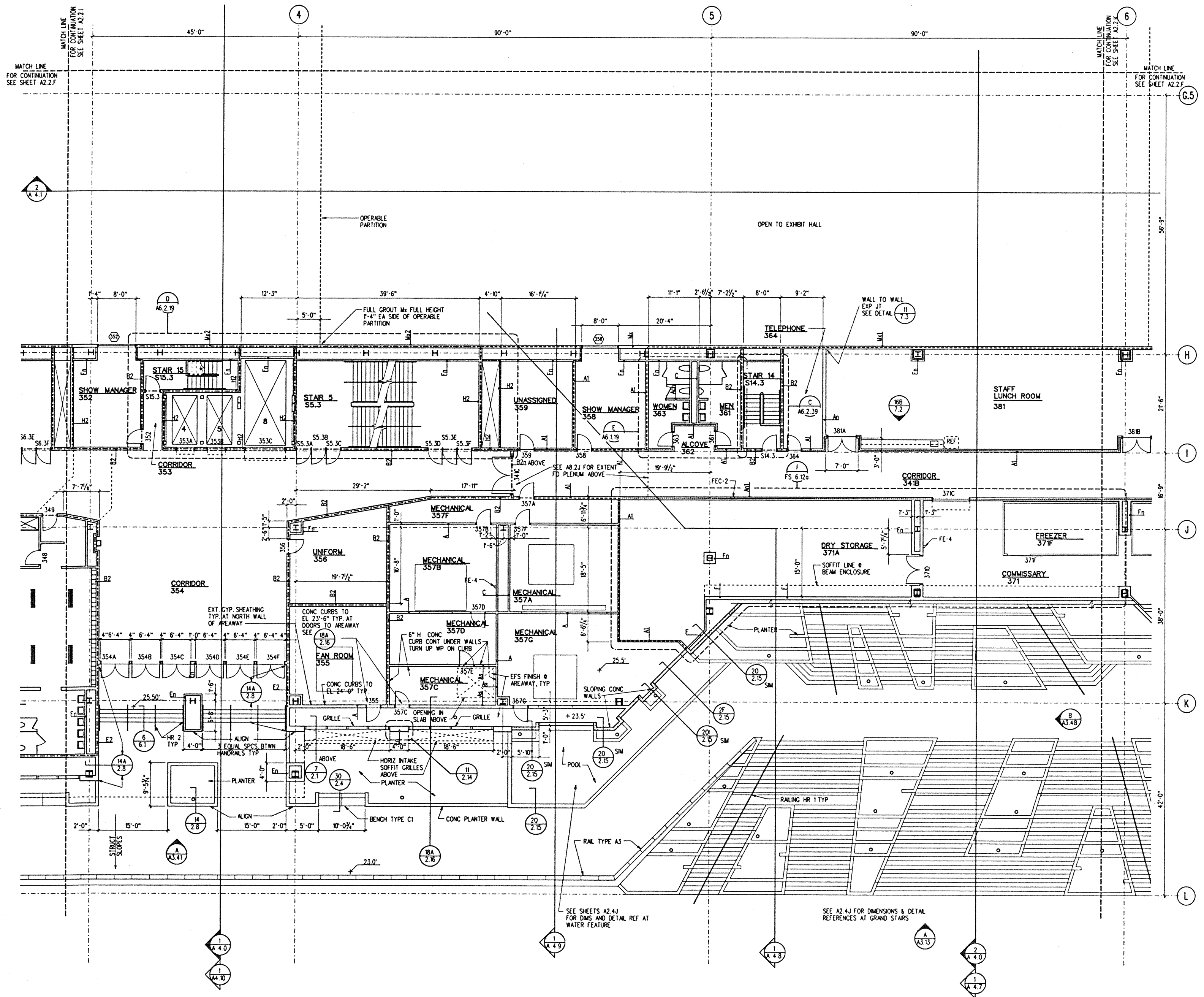
No.	Date	By	Description
12-15-95			FINAL DOCUMENTS
10-17-95			OCTOBER COORDINATION
9-15-95			BUILDING PERMIT SET

Sheet Title

INTERMEDIATE LEVEL SECTOR J FLOOR PLAN

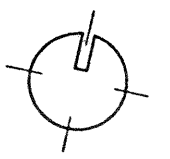

Designed	GL, KNPC
Drawn	TM, RR, MI, BT, DJ
Checked	RZ, OR, HM
Date	8-14-95
Job No.	93036 02.9
Sheet No.	

A 2.2.J




INTERMEDIATE LEVEL SECTOR J

1/8" = 1'-0" EL. 25.50'



PLOTTED: 11-DEC-95 FILE: \PROJECTS\MECH\DRAWING\A2.2.J.PLOT



Hawai'i Convention Center

Convention Center Authority
Honolulu, HI

Wimberly Allison Tong & Goo, Inc.
Honolulu, HI

in association with

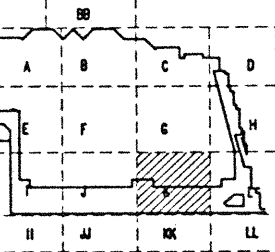
Loschky Marquardt & Nesholm
Seattle, WA

NORDIC / PCL
A Joint Venture
Honolulu, HI

Consultants

This work was prepared by me or under my supervision and construction of the project will be under my observation.

Signature
Professional Architect
No. 5343
HAWAII, U.S.A.



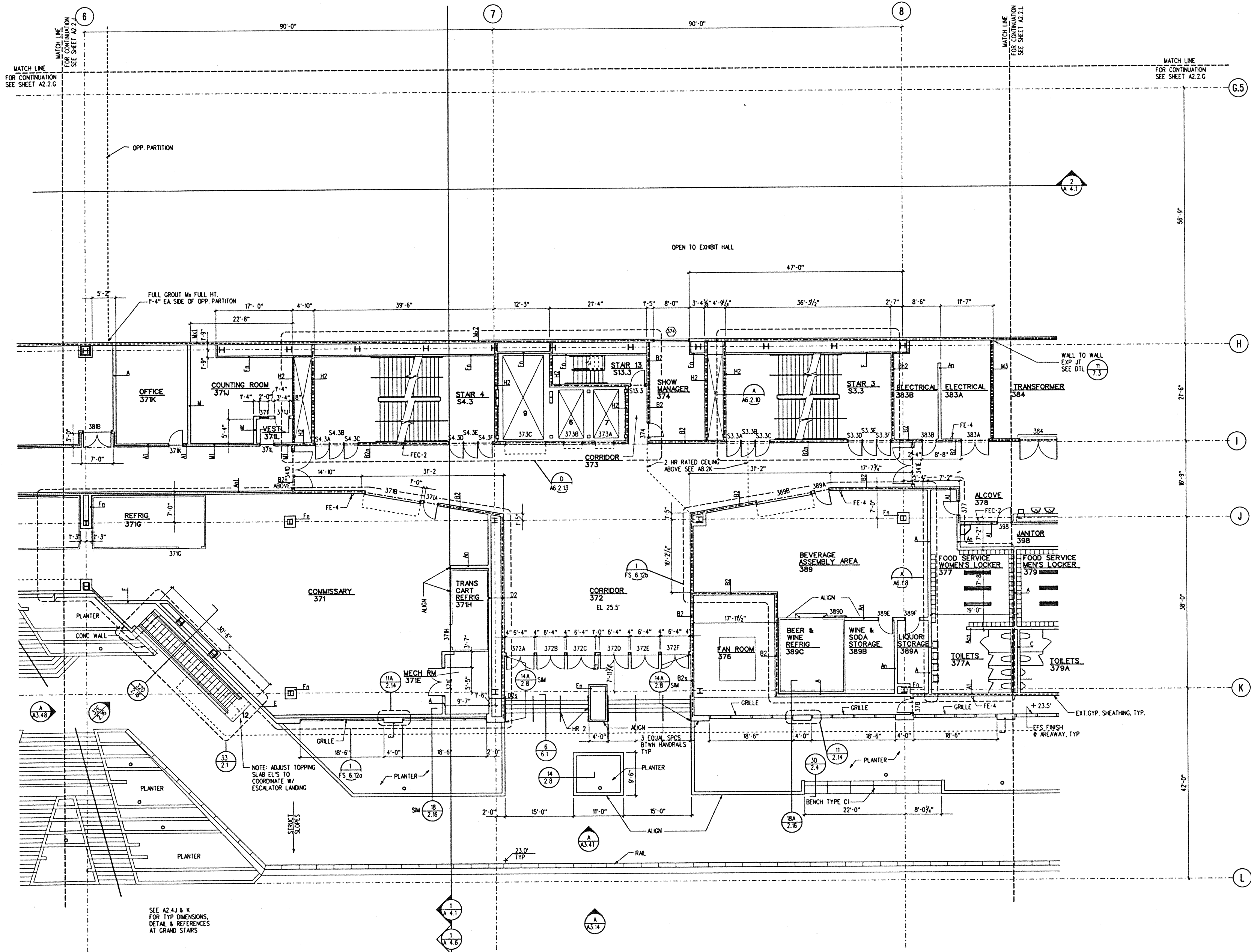
Revisions

No.	Date	By	Description
12-15-95			FINAL DOCUMENTS
10-17-95			OCTOBER COORDINATION
9-15-95			BUILDING PERMIT SET

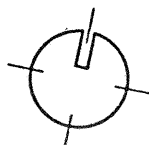
INTERMEDIATE LEVEL
SECTOR K
FLOOR PLAN


Designed	GL, KNPC
Drawn	TM, RR, ML, BT, DJ
Checked	RZ, OR, HM
Date	8-14-95
Job No.	83036 02.9
Sheet No.	

A 2.2.K



INTERMEDIATE LEVEL SECTOR K
EL. 25.50
1/8" = 1'-0"





Hawai'i Convention Center

Convention Center Authority
Honolulu, HI

Wimberly Allison Tong & Goo, Inc.
Honolulu, HI

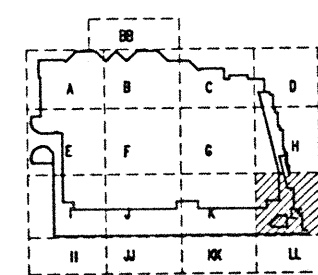
in association with
Loschly Marquardt & Nesholm
Seattle, WA

NORDIC / PCL
A Joint Venture
Honolulu, HI

Consultants

This work was prepared by me or under my supervision and construction of this project will be under my observation.

Edmund T. Watanabe
LISCENSED PROFESSIONAL ARCHITECT
No. 5343
KAWAII, U.S.A.



Revisions

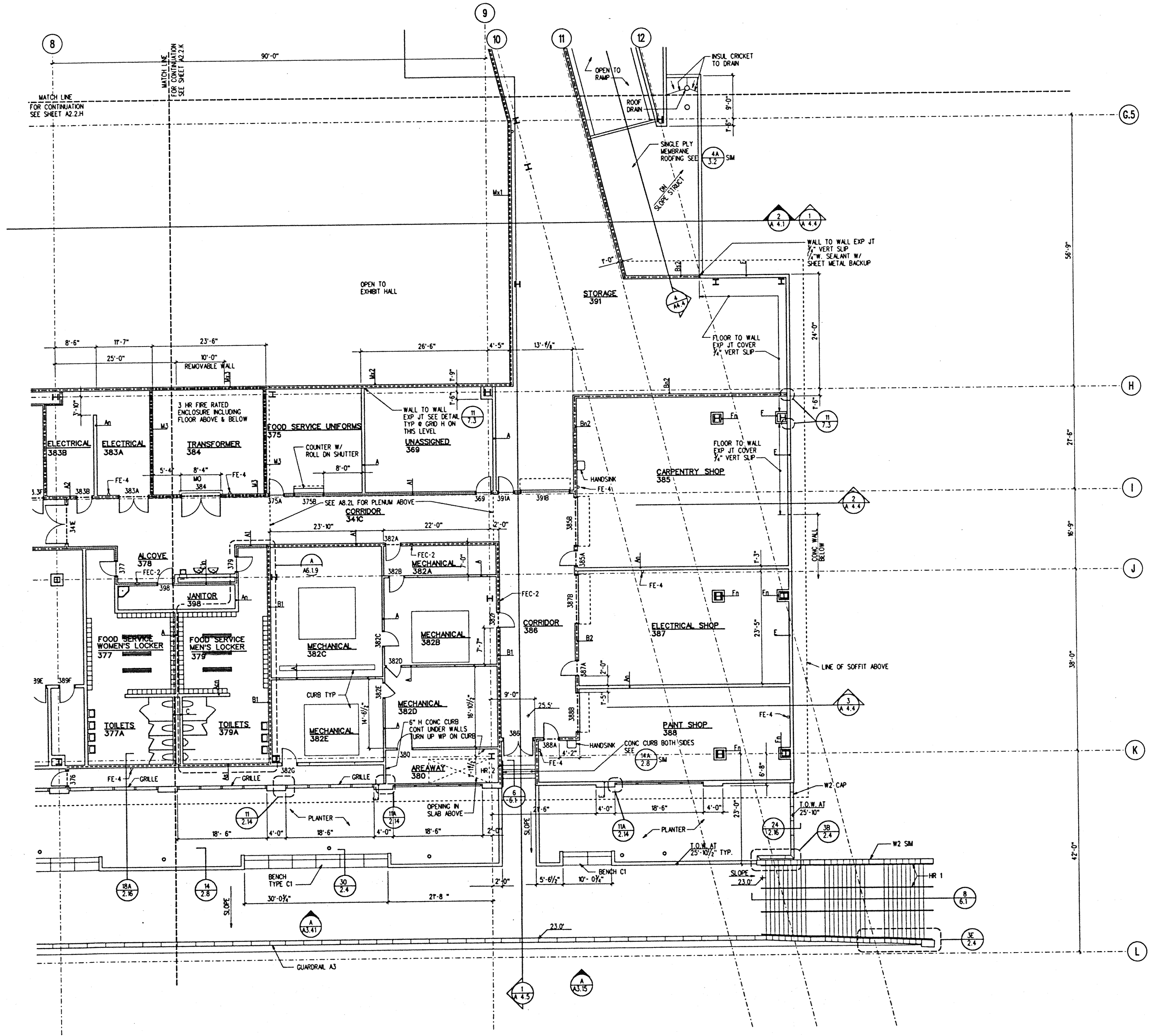
No.	Date	By	Description
12-15-95			FINAL DOCUMENTS
10-17-95			OCTOBER COORDINATION
9-15-95			BUILDING PERMIT SET

Sheet Title

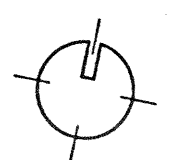
INTERMEDIATE LEVEL SECTOR L FLOOR PLAN

Designed	GL, KRPC
Drawn	TM, FR, ML, ST, DJ
Checked	RZ, CR, HM
Date	8-14-95
Job No.	90026 02.9
Sheet No.	


A 2.2.L



INTERMEDIATE LEVEL SECTOR L
1/8" = 1'-0" EL. 25.50'



LOTED 02-000-005 FILE NUMBER: CCM-001-009



Hawai'i Convention Center

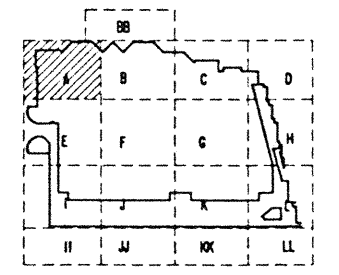
Convention Center Authority
Honolulu, HI

Wimberly Allison Tong & Goo, Inc.
Honolulu, HI
in association with
Loschky Marquardt & Neshom
Seattle, WA

NORDIC / PCL
A Joint Venture
Honolulu, HI

Consultants

This work was prepared by me or under my supervision and construction of this project will be under my observation.
Eugene I. Watanabe
EUGENE I. WATANABE
LICENSED PROFESSIONAL ARCHITECT
No. 5343
HAWAII, U.S.A.

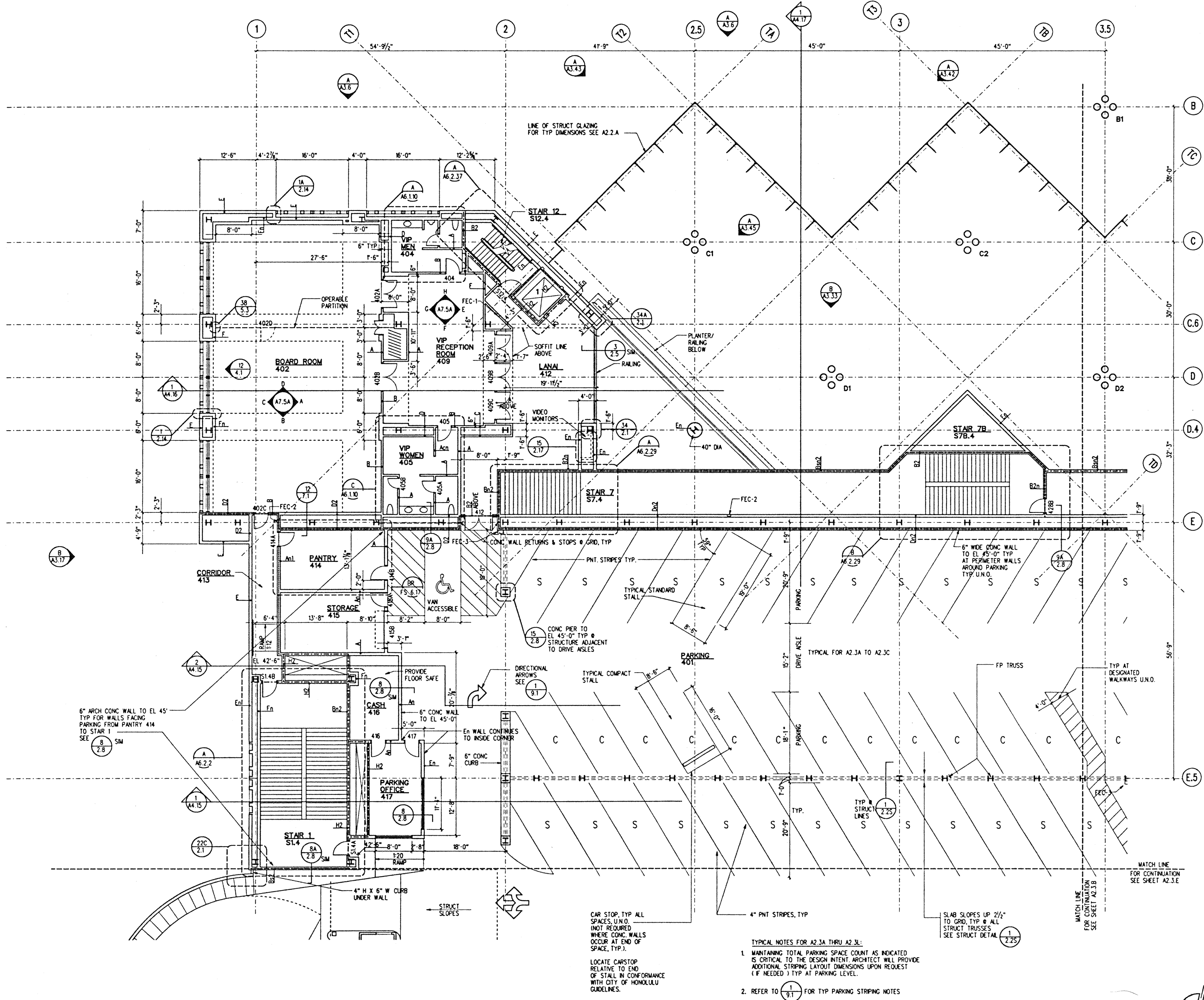


Revisions

No.	Date	By	Description
12-15-95			FINAL DOCUMENTS
10-17-95			OCTOBER COORDINATION
9-15-95			BUILDING PERMIT SET

PARKING LEVEL SECTOR A FLOOR PLAN

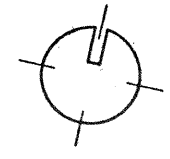

Designed: GL,KNPC
 Drawn: TM,FR,MT,BJ,DJ
 Checked: RZ,OR,HM
 Date: 8-14-95
 Job No.: 93026.02.9
 Sheet No.:




- TYPICAL NOTES FOR A2.3A THRU A2.3L:
1. MAINTAINING TOTAL PARKING SPACE COUNT AS INDICATED IS CRITICAL TO THE DESIGN INTENT. ARCHITECT WILL PROVIDE ADDITIONAL STRIPING LAYOUT DIMENSIONS UPON REQUEST (IF NEEDED) TYP AT PARKING LEVEL.
 2. REFER TO 1/9.1 FOR TYP PARKING STRIPING NOTES

PARKING LEVEL SECTOR A

1/8" = 1'-0" EL. 42.0' TYP UNO @ PARKING





Hawai'i Convention Center

Convention Center Authority
Honolulu, HI

Wimberly Allison Tong & Goo, Inc.
Honolulu, HI

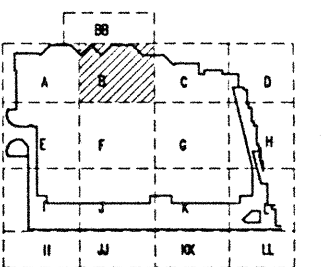
in association with

Loschky Marquardt & Neshom
Seattle, WA

NORDIC / PCL
A Joint Venture
Honolulu, HI

Consultants

This work was prepared by me or under my supervision and construction of this project will be under my observation.
Ernest T. Watanabe
Professional Engineer
No. 53343
HAWAII, U.S.A.



Revisions

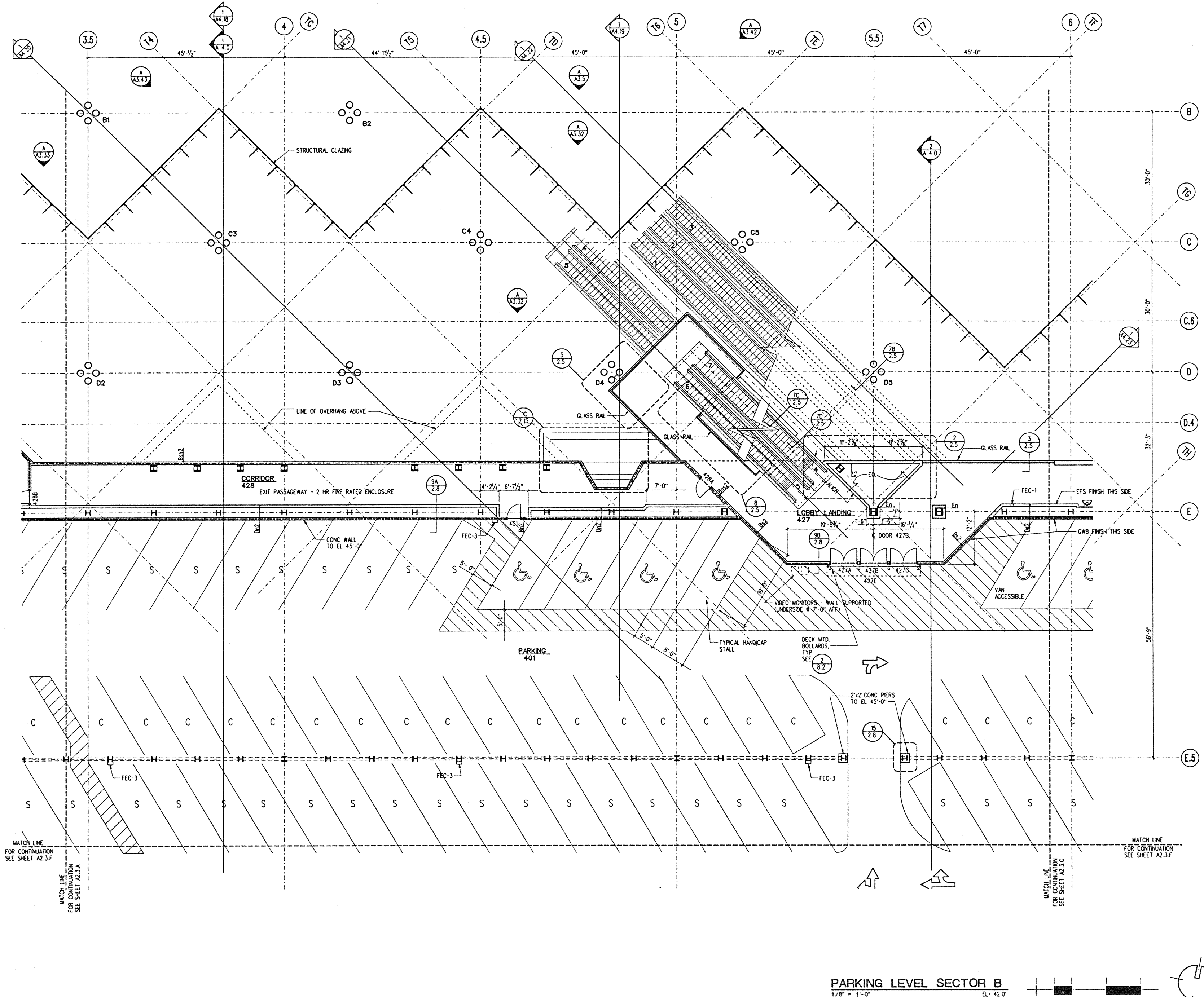
12-15-95	FINAL DOCUMENTS
10-17-95	OCTOBER COORDINATION
9-15-95	BUILDING PERMIT SET

No. Date By Description
Sheet Title

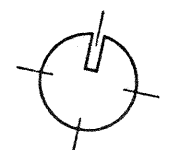
PARKING LEVEL SECTOR B FLOOR PLAN


Designed: GL, XNPC
 Drawn: TM, RR, ML, BT, DJ
 Checked: RZ, OR, HM
 Date: 8-14-95
 Job No.: 93036 02 9
 Sheet No.:

A 2.3.B



PARKING LEVEL SECTOR B
1/8" = 1'-0" EL. 42.0'





Hawai'i Convention Center

Convention Center Authority
Honolulu, HI

Wimberly Allison Tong & Goo, Inc.
Honolulu, HI

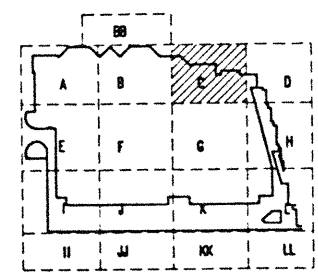
in association with

Loschky Marquardt & Nesholm
Seattle, WA

NORDIC / PCL
A Joint Venture
Honolulu, HI

Consultants

This work was prepared by me or under my supervision and construction of the project will be under my observation.
Ernest T. Watanabe
Ernest T. Watanabe
LICENSED PROFESSIONAL ARCHITECT
No. 5343
HAWAII, U.S.A.
Subscribed as called for in Title 19, Chapter 10, Section 1.2(b) of the Rules and Regulations of the Board of Professional Engineers, Architects, and Surveyors of the State of Hawaii.



Revisions

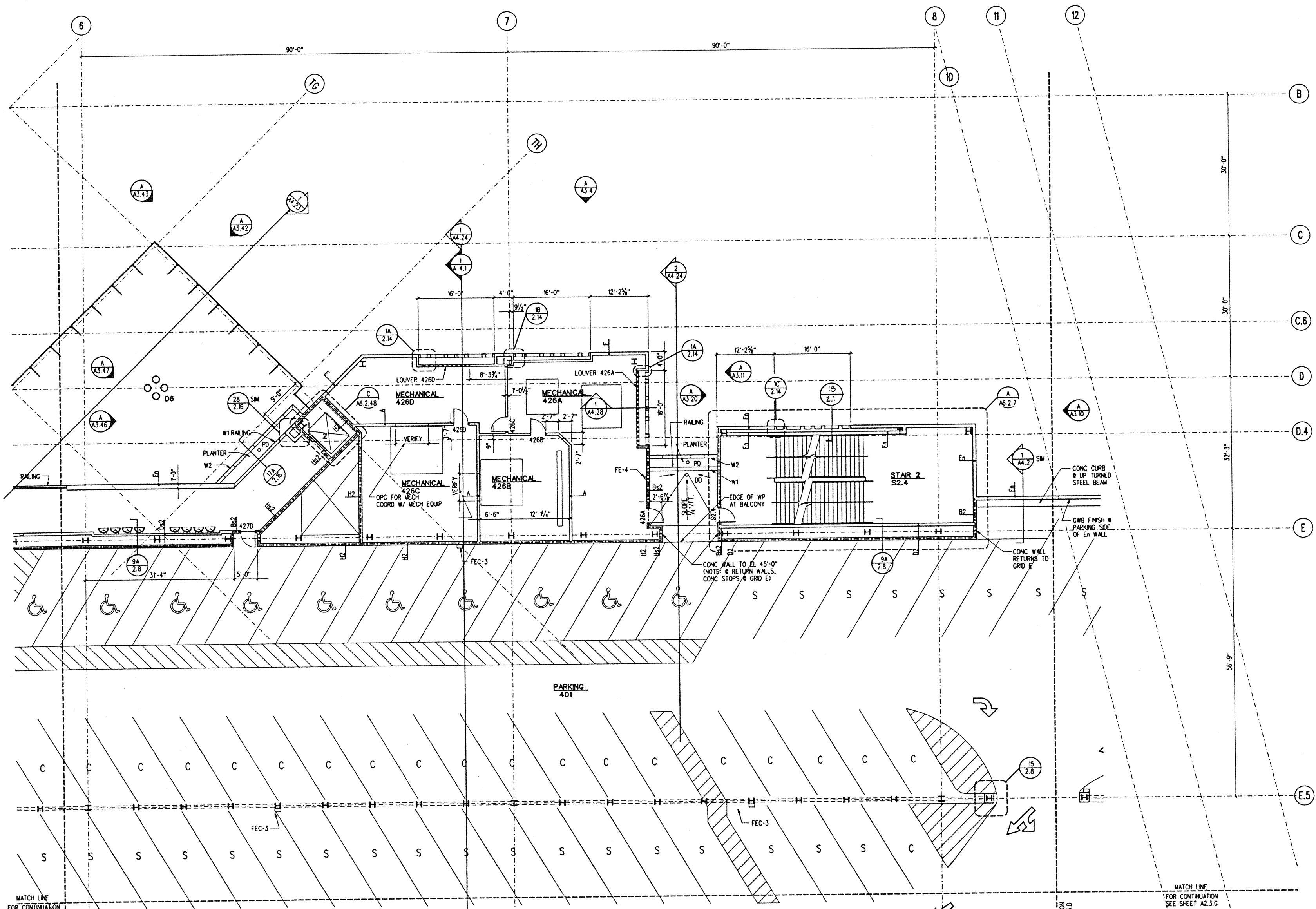
No.	Date	By	Description
12-15-95			FINAL DOCUMENTS
10-17-95			OCTOBER COORDINATION
9-15-95			BUILDING PERMIT SET

Sheet Title

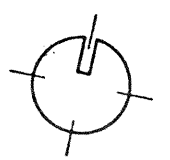
PARKING LEVEL SECTOR C FLOOR PLAN


Designed	GL, KHP/C
Drawn	TM, FR, M, BT, DJ
Checked	RZ, OR, HM
Date	8-14-95
Job No.	93036 02.9
Sheet No.	

A 2.3.C



PARKING LEVEL SECTOR C
1/8" = 1'-0" EL. 42.0'





Hawai'i Convention Center

Convention Center Authority
Honolulu, HI


Wimberly Allison Tong & Goo, Inc.
Honolulu, HI

in association with

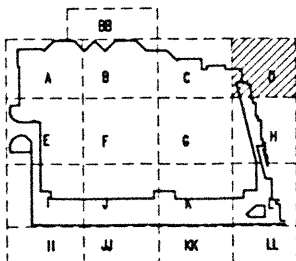
Loschky Marquardt & Nesholm
Seattle, WA

NORDIC / PCL
A Joint Venture
Honolulu, HI

Consultants



This work was prepared by me or under my supervision and construction of this project will be under my observation.
Eugene I. Wistman
Supervisor as defined in Title 10 Chapter 10, Section 1209 of the Rules and Regulations of the Board of Professional Engineers, Architects, and Surveyors of the State of Hawaii



Revisions

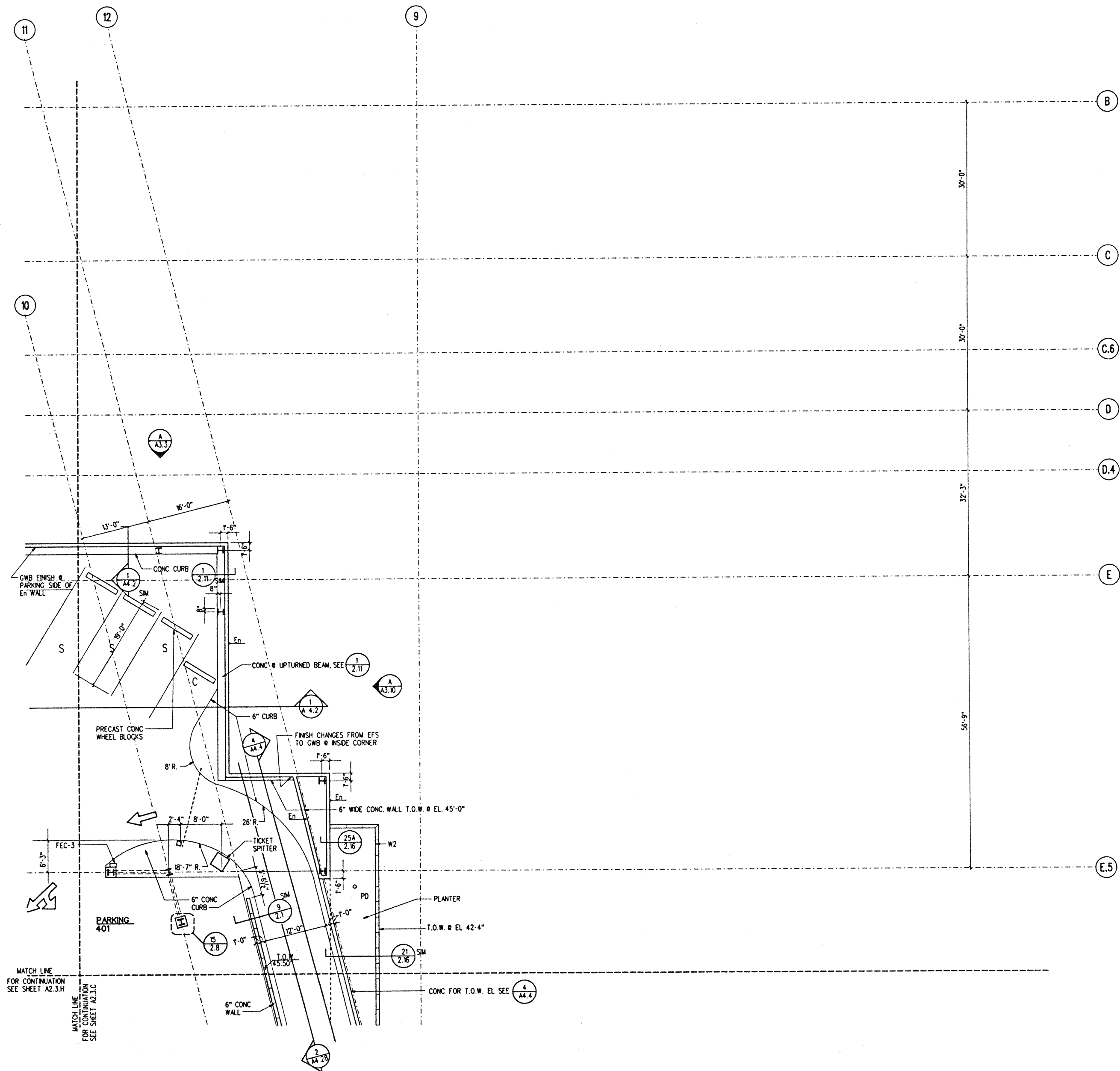
No.	Date	By	Description
12-15-95			FINAL DOCUMENTS
10-17-95			OCTOBER COORDINATION
9-15-95			BUILDING PERMIT SET

Sheet Title

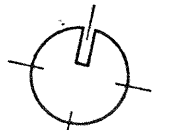
PARKING LEVEL SECTOR D FLOOR PLAN


Designed	GL, KNPC
Drawn	TM, RR, ML, BT, DJ
Checked	RZ, OR, HM
Date	8-14-95
Job No.	93036 02 9
Sheet No.	

A 2.3.D



PARKING LEVEL SECTOR D
1/8" = 1'-0" EL. 42.0'





Hawai'i Convention Center


Convention Center Authority
Honolulu, HI

Wimberly Allison Tong & Goo, Inc.
Honolulu, HI

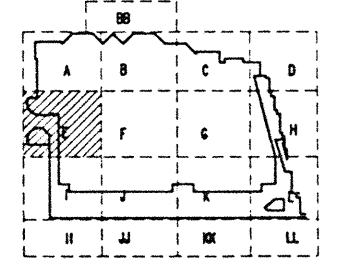
in association with
Loschky Marquardt & Nesholm
Seattle, WA

NORDIC / PCL
A Joint Venture
Honolulu, HI

Consultants



This work was prepared by me or under my supervision and construction of the project will be under my observation.
Eugene J. White
Supplies as shown in Title 19 Chapter 10, Section 1.201 of the Rules and Regulations of the Board of Professional Engineers, Architects, and Surveyors of the State of Hawaii.



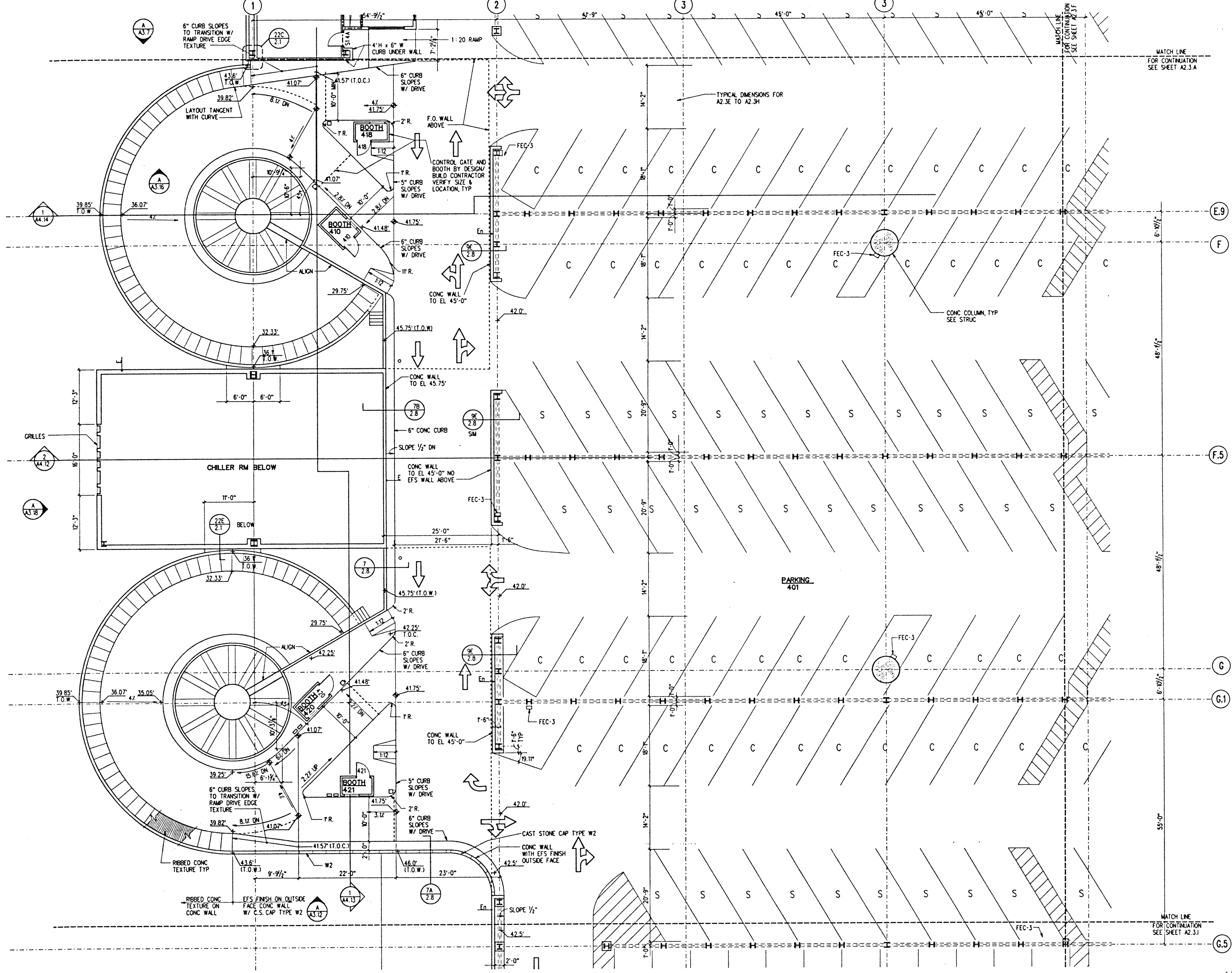
Revisions

No.	Date	By	Description
12-15-95			FINAL DOCUMENTS
10-17-95			OCTOBER COORDINATION
9-15-95			BUILDING PERMIT SET

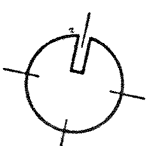

PARKING LEVEL SECTOR E FLOOR PLAN

Designed	GL, KNPC
Drawn	TM, RR, M, BT, DJ
Checked	RZ, OR, HM
Date	8-14-95
Job No.	93036 02.9
Sheet No.	


A 2.3.E



PARKING LEVEL SECTOR E
1/8" = 1'-0" EL. 42.0'



PLOTTED 04/06/95 FILE L:\PROJECTS\HCC\DRAW\A2.3.E.P



Hawai'i Convention Center

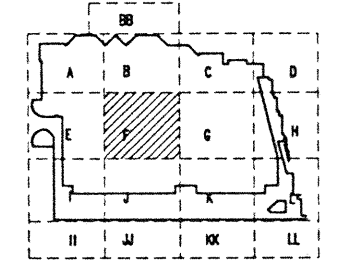
Convention Center Authority
Honolulu, HI

Wimberly Allison Tong & Goo, Inc.
Honolulu, HI
in association with
Loschky Marquardt & Nesholm
Seattle, WA

NORDIC / PCL
A Joint Venture
Honolulu, HI

Consultants

THIS WORK WAS PREPARED BY ME OR UNDER MY SUPERVISION AND CONSTRUCTION OF THIS PROJECT WILL BE UNDER MY OBSERVATION.
Ernest T. Watahara
Supervisor as defined in Title 10, Chapter 10, Section 1.02 of the Rules and Regulations of the Board of Professional Engineers, Architects, and Surveyors of the State of Hawaii.



Revisions

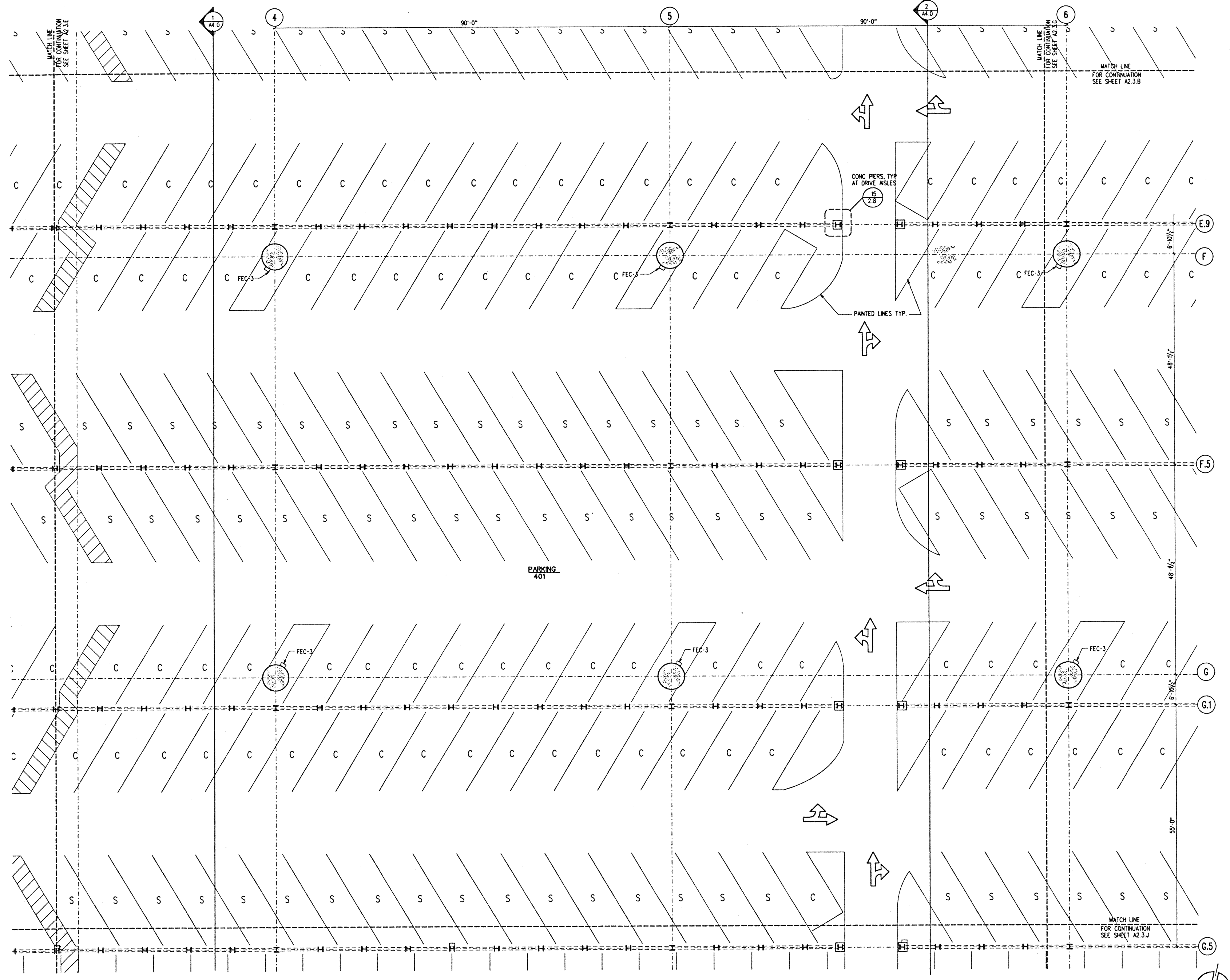
No.	Date	By	Description
12-15-95			FINAL DOCUMENTS
10-17-95			OCTOBER COORDINATION
9-15-95			BUILDING PERMIT SET

Sheet Title


PARKING LEVEL SECTOR F FLOOR PLAN

Designed	GL, KNPC
Drawn	TM, RR, M, BT, DJ
Checked	RZ, OR, HM
Date	8-14-95
Job No.	93036.02.9
Sheet No.	


A 2.3.F



PARKING LEVEL SECTOR F
1/8" = 1'-0"
EL. +42.0'



PRINTED ON REC-985 FILE 14-14-95



Hawai'i Convention Center

Convention Center Authority
Honolulu, HI

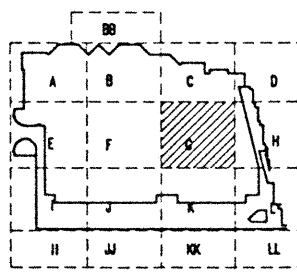
Wimberly Allison Tong & Goo, Inc.
Honolulu, HI
in association with

Loschky Marquardt & Nesholm
Seattle, WA

NORDIC / PCL
A Joint Venture
Honolulu, HI

Consultants

This work was prepared by me or under my supervision and construction of this project will be under my observation.
Ernest J. Wehner
Professional Engineer
No. 5343
HAWAII, U.S.A.



Revisions

No.	Date	By	Description
12-15-95			FINAL DOCUMENTS
10-17-95			OCTOBER COORDINATION
9-15-95			BUILDING PERMIT SET

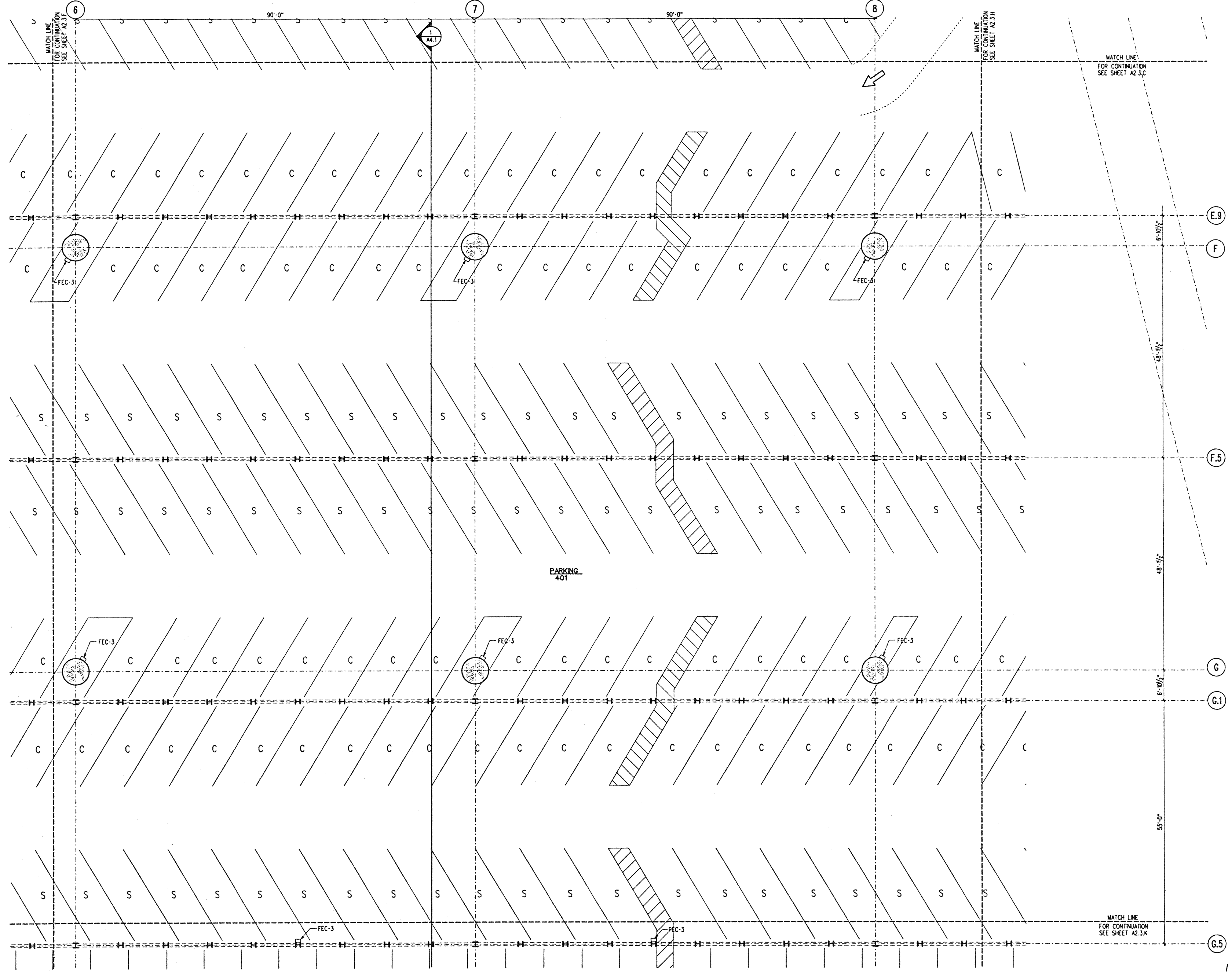
Sheet Title

PARKING LEVEL SECTOR G FLOOR PLAN

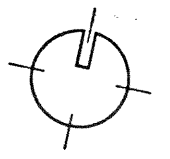
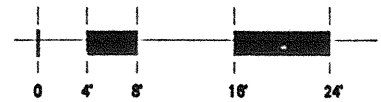
Designed	GL, KPC
Drawn	TM, RR, MI, BT, DJ
Checked	RZ, OR, HM
Date	8-14-95
Job No.	83036 02.9


Sheet No.

A 2.3.G



PARKING LEVEL SECTOR G
1/8" = 1'-0" EL. 42.0'





Hawai'i Convention Center

Convention Center Authority
Honolulu, HI


Wimberly Allison Tong & Goo, Inc.
Honolulu, HI

in association with

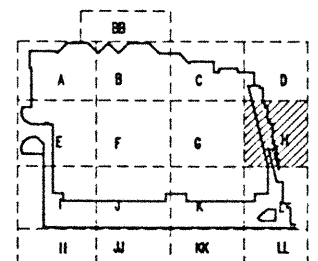
Loschky Marquardt & Nesholm
Seattle, WA

NORDIC / PCL
A Joint Venture
Honolulu, HI

Consultants



This work was prepared by me or under my supervision and construction of the project will be under my observation.
Eugene I. Watanabe
Signature as defined in Title 16 Chapter 16, Section 1296 of the Rules and Regulations of the Board of Professional Engineers, Architects and Surveyors of the State of Hawaii



Revisions

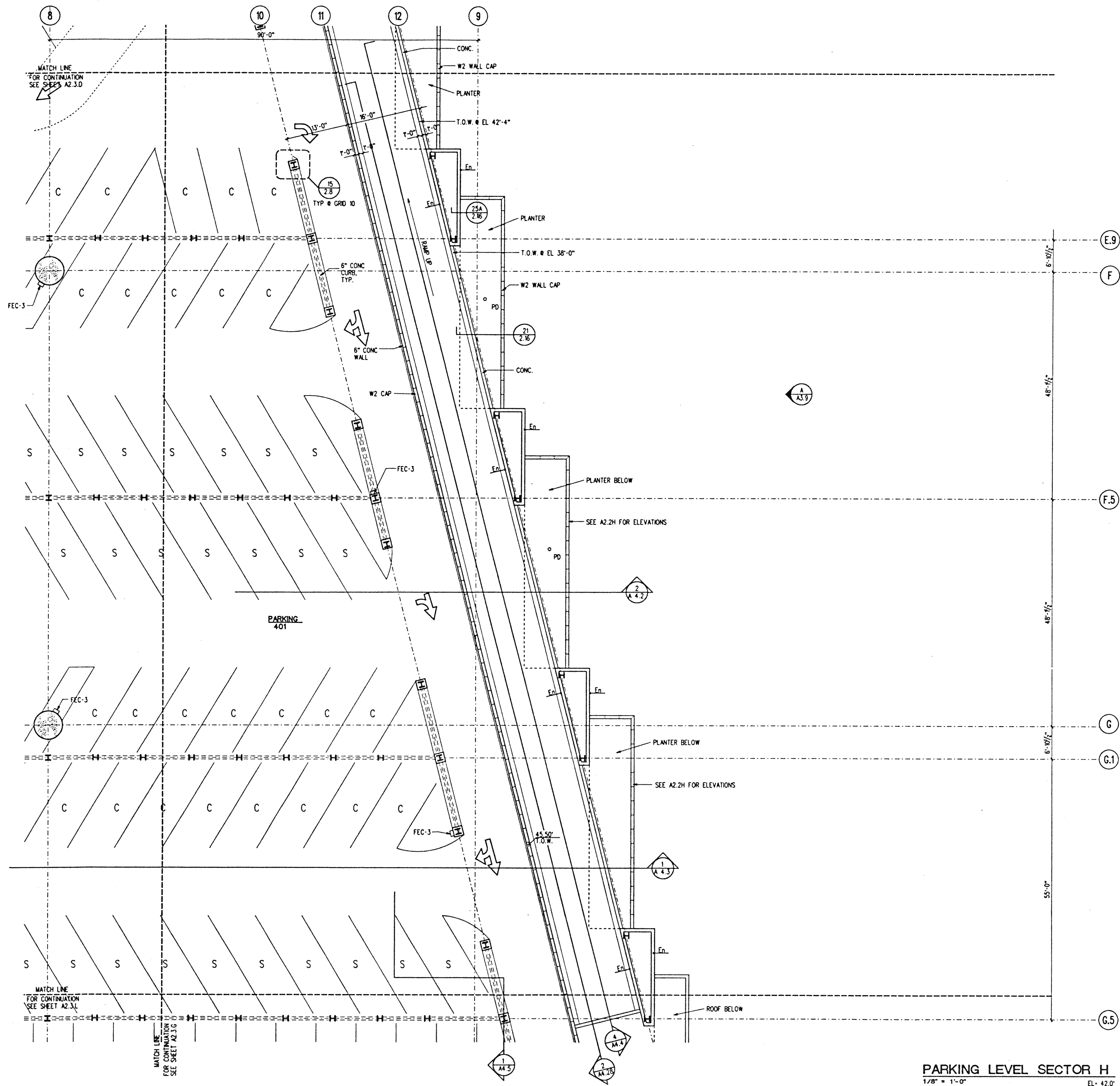
12-15-95	FINAL DOCUMENTS
10-17-95	OCTOBER COORDINATION
9-16-95	BUILDING PERMIT SET

No. Date By Description

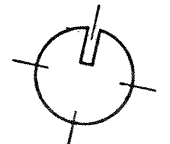
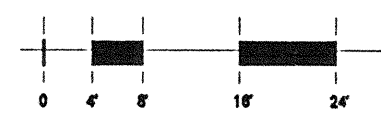
PARKING LEVEL SECTOR H FLOOR PLAN

Designed	GL, JN/PC
Drawn	TM, RPL, ML, BT, DJ
Checked	RZ, OR, HM
Date	8-14-95
Job No.	80006.02.9
Sheet No.	

A 2.3.H



PARKING LEVEL SECTOR H
1/8" = 1'-0"
EL. 42.0'





Hawai'i Convention Center

Convention Center Authority
Honolulu, HI


Wimberly Allison Tong & Goo, Inc.
Honolulu, HI

in association with

Loschky Marquardt & Nesholm
Seattle, WA

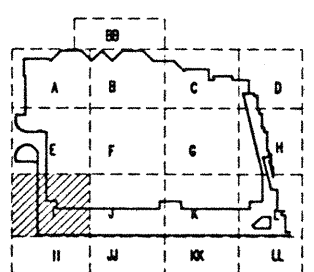
NORDIC / PCL
A Joint Venture
Honolulu, HI

Consultants



This work was prepared by me or under my supervision and construction of this project will be under my observation.

Eugene I. Watanabe
Supervisor as defined in Title 16 Chapter 10 Section 1201 of the Rules and Regulations of the Board of Professional Engineers, Architects, and Surveyors of the State of Hawaii.



Revisions

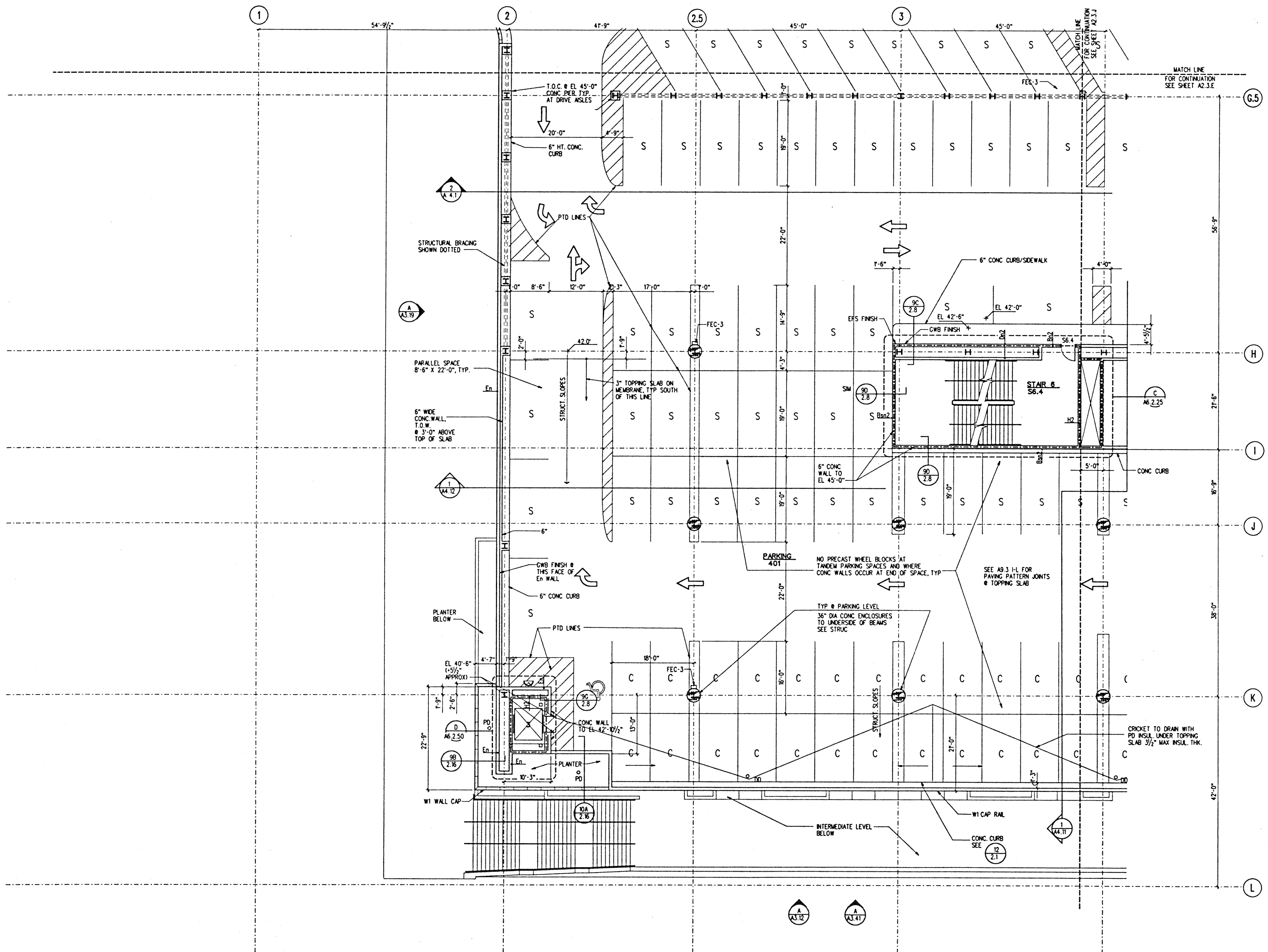
No.	Date	By	Description
12-15-95			FINAL DOCUMENTS
10-17-95			OCTOBER COORDINATION
9-15-95			BUILDING PERMIT SET

No. Date By Description

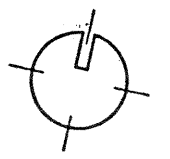
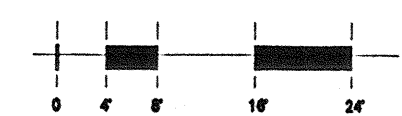
Sheet Title

PARKING LEVEL SECTOR I FLOOR PLAN

Designed: GL, KNPC
 Drawn: TM, RRL, ML, BT, DJ
 Checked: RZ, OR, HM
 Date: 8-14-95
 Job No.: 93036.02.9
 Sheet No.:



PARKING LEVEL SECTOR I
1/8" = 1'-0"





Hawai'i Convention Center

Convention Center Authority
Honolulu, HI

Wimberly Allison Tong & Goo, Inc.
Honolulu, HI

in association with

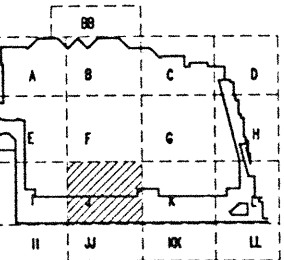
Loschky Marquardt & Nesholm
Seattle, WA

NORDIC / PCL
A Joint Venture
Honolulu, HI

Consultants



This work was prepared by me or under my supervision and construction of this project will be under my observation.
Eugene T. Watanabe
LICENSED PROFESSIONAL ARCHITECT
No. 5343
HAWAII, U.S.A.



Revisions

Date	Description
12-15-95	FINAL DOCUMENTS
10-17-95	OCTOBER COORDINATION
9-15-95	BUILDING PERMIT SET

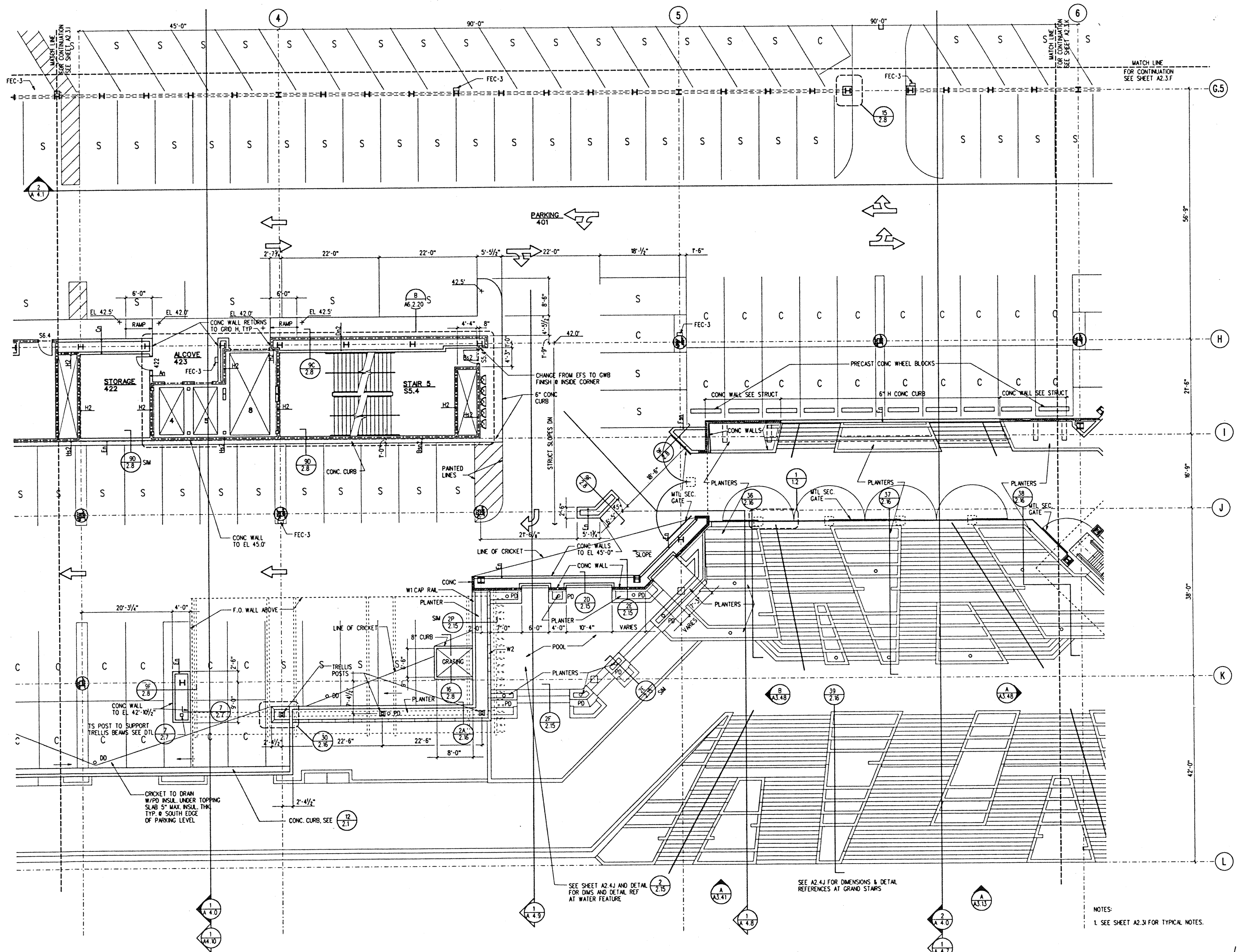
No. Date By Description

Sheet Title

PARKING LEVEL SECTOR J FLOOR PLAN

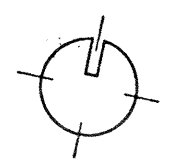

Designed	GL, KNPC
Drawn	TM, RR, MI, BT, DJ
Checked	RZ, OR, HM
Date	8-14-95
Job No.	90038.02.9
Sheet No.	

A 2.3.J




NOTES:
1. SEE SHEET A2.3I FOR TYPICAL NOTES.

PARKING LEVEL SECTOR J
1/8" = 1'-0"



PLOTTED: 04 DEC 1995 FILE: L:\PROJECTS\MECL\004\A2.3.J



Hawai'i Convention Center

Convention Center Authority
Honolulu, HI

Wimberly Allison Tong & Goo, Inc.
Honolulu, HI

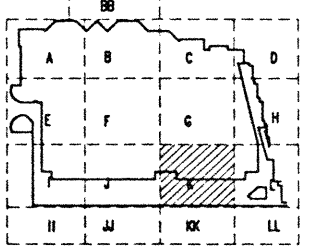
In association with
Loschky Marquardt & Nesholm
Seattle, WA

NORDIC / PCL
A Joint Venture
Honolulu, HI

Consultants

THE WORK WAS PREPARED BY ME OR UNDER MY SUPERVISION AND CONSTRUCTION OF THIS PROJECT WILL BE UNDER MY OBSERVATION.

Robert L. Watahara
LICENSED PROFESSIONAL ARCHITECT
No. 5340
HAWAII, U.S.A.

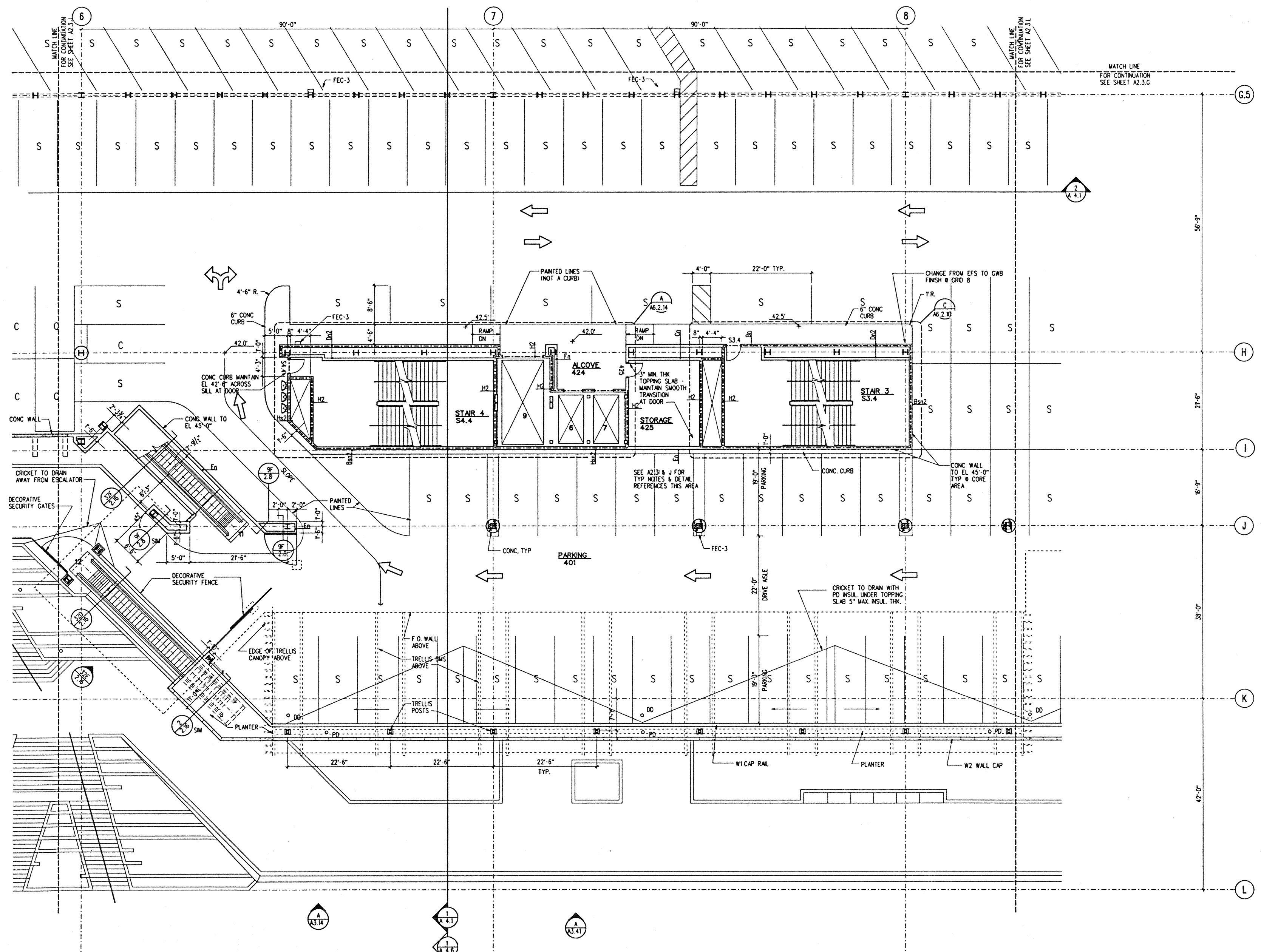


Revisions

No.	Date	By	Description
12-15-95			FINAL DOCUMENTS
10-17-95			OCTOBER COORDINATION
9-15-95			BUILDING PERMIT SET

PARKING LEVEL SECTOR K FLOOR PLAN

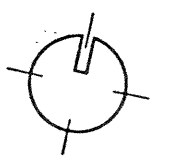
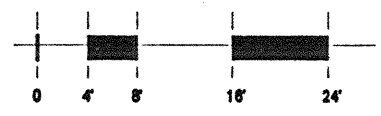
Designed	GL, KNPC
Drawn	TM, RR, ML, BT, DJ
Checked	RZ, OR, HM
Date	8-14-95
Job No.	93038.02.9
Sheet No.	



NOTES:
1. SEE SHEET A2.3.I FOR TYPICAL NOTES.


PARKING LEVEL SECTOR K

1/8" = 1'-0"



FILE: \PROJECTS\HCC\DRAWING\A.2.3.K

A 2.3.K



Hawai'i Convention Center

Convention Center Authority
Honolulu, HI


Wimberly Allison Tong & Goo, Inc.
Honolulu, HI

in association with

Loschky Marquardt & Nesholm
Seattle, WA

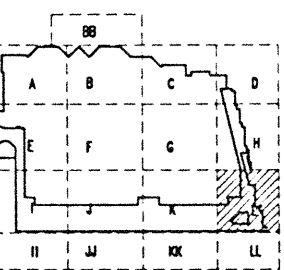
NORDIC / PCL
A Joint Venture
Honolulu, HI

Consultants



This work was prepared by me or under my supervision and construction of this project will be under my observation.

Eric I. Watanabe
Supervisor as defined in Title VII Chapter 10, Section 1-214 of the Rules and Regulations of the Board of Professional Engineers, Architects, and Surveyors of the State of Hawaii.



Revisions

No.	Date	By	Description
12-15-95			FINAL DOCUMENTS
10-17-95			OCTOBER COORDINATION
9-15-95			BUILDING PERMIT SET

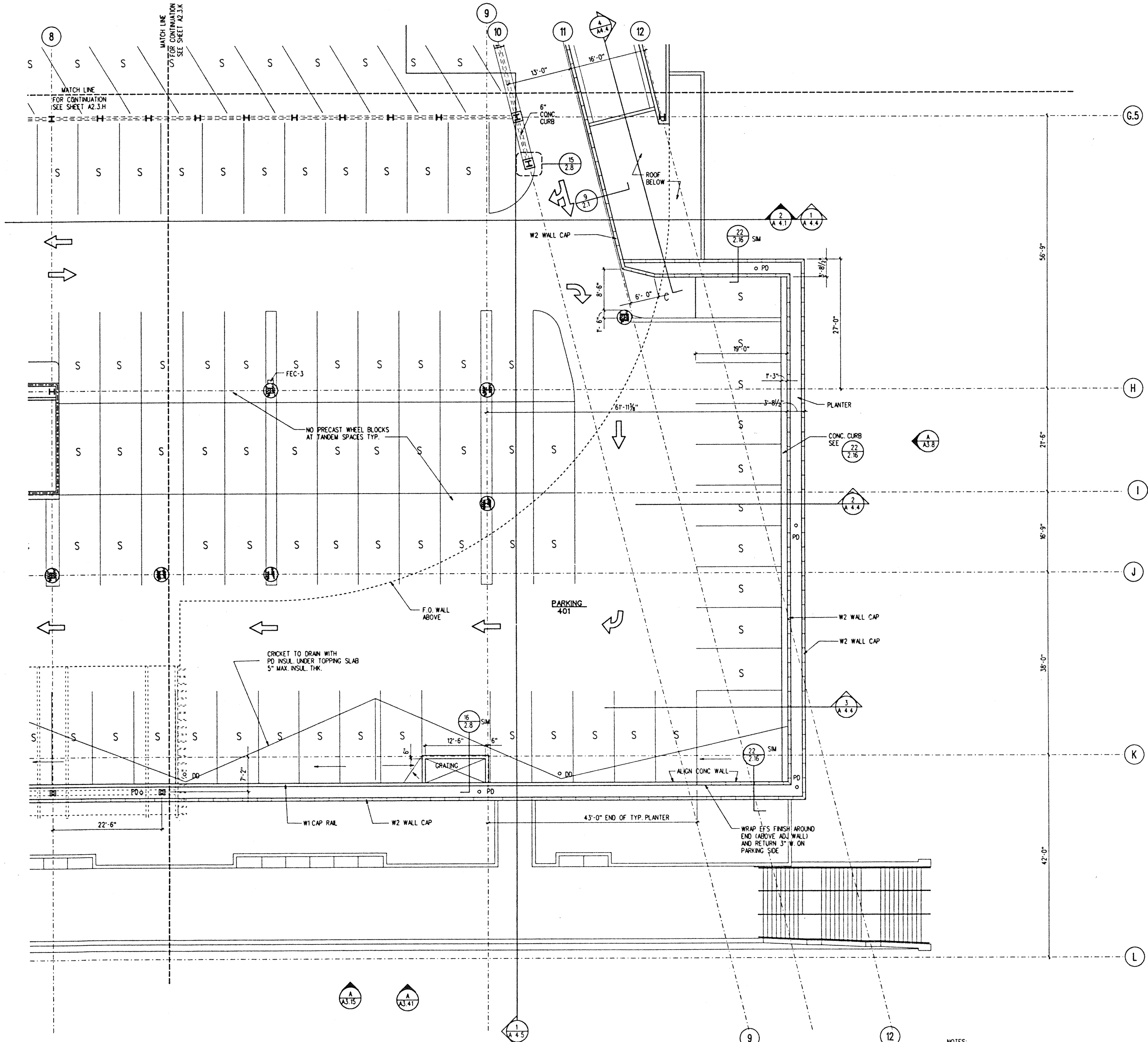
No. Date By Description

Sheet Title

PARKING LEVEL SECTOR L FLOOR PLAN

Designed	GL, KAPC
Drawn	TM, RR, MI, BT, DJ
Checked	RZ, OR, HM
Date	8-14-95
Job No.	90036 02.9
Sheet No.	

A 2.3.L

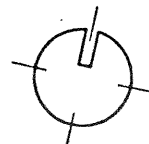
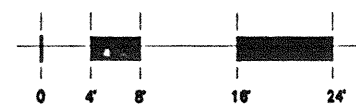



NOTES:

1. SEE SHEET A2.3.I FOR TYPICAL NOTES.

PARKING LEVEL SECTOR L

1/8" = 1'-0"





Hawai'i Convention Center

Convention Center Authority
Honolulu, HI

Wimberly Allison Tong & Goo, Inc.
Honolulu, HI

in association with

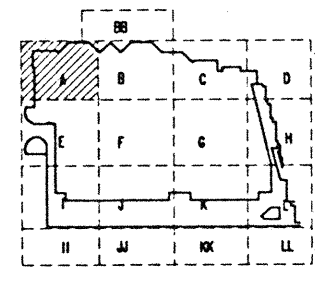
Loschky Marquardt & Nesholm
Seattle, WA

NORDIC / PCL

A Joint Venture
Honolulu, HI

Consultants

This work was prepared by me or under my supervision and construction of this project will be under my observation.
Professional Engineer
No. 5343
HAWAII, U.S.A.
C. J. WILSON



Revisions

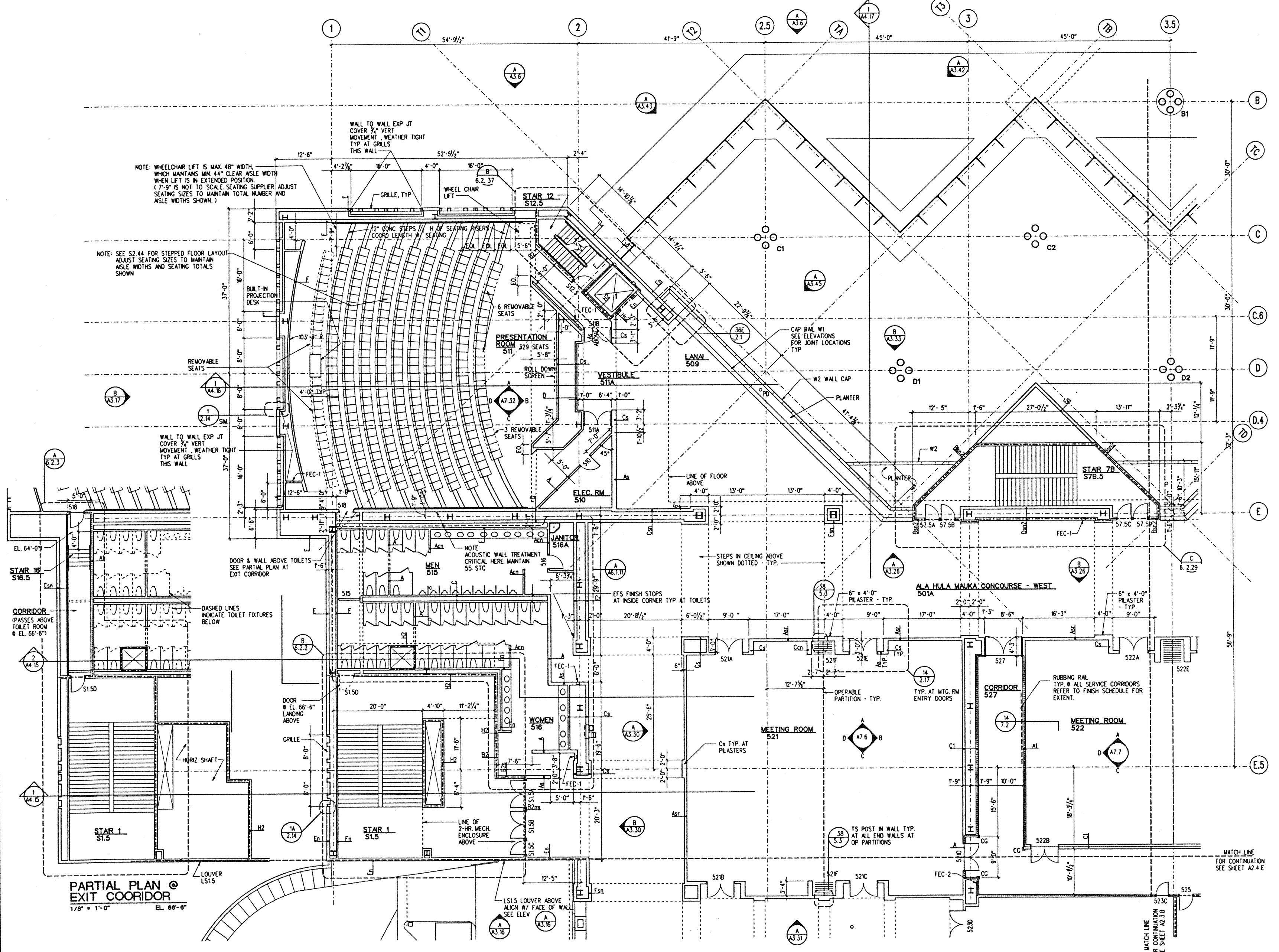
No.	Date	By	Description
12-15-95			FINAL DOCUMENTS
10-17-95			OCTOBER COORDINATION
8-15-95			BUILDING PERMIT SET

Sheet Title

MEETING ROOM LEVEL - SECTOR A FLOOR PLAN

Designed	GL, KNPC
Drawn	TM, RRL, M, BT, DJ
Checked	RZ, OR, HMI
Date	8-14-95
Job No.	83036 02.9
Sheet No.	

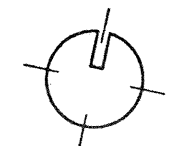
A 2.4.A




PARTIAL PLAN @ EXIT CORRIDOR
1/8" = 1'-0"
EL. 66'-6"

NOTES THIS SHEET ARE TYPICAL FOR ALL MEETING ROOM SECTOR PLANS

MEETING ROOM LEVEL SECTOR A
1/8" = 1'-0"
EL. 54'-6" TYP. AT MEETING ROOM LEVEL, U.N.O.



PLOTTED: 11-03-95
FILE: L:\PROJECTS\HCC\DRAWING\A-99



Hawai'i Convention Center

Convention Center Authority
Honolulu, HI


Wimberly Allison Tong & Goo, Inc.
Honolulu, HI

in association with

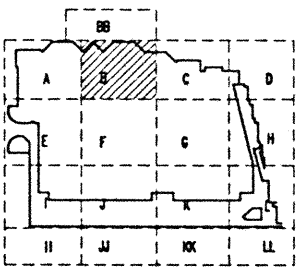
Loschky Marquardt & Nesholm
Seattle, WA

NORDIC / PCL
A Joint Venture
Honolulu, HI

Consultants



This work was prepared by me or under my supervision and construction of this project will be under my observation.



Revisions

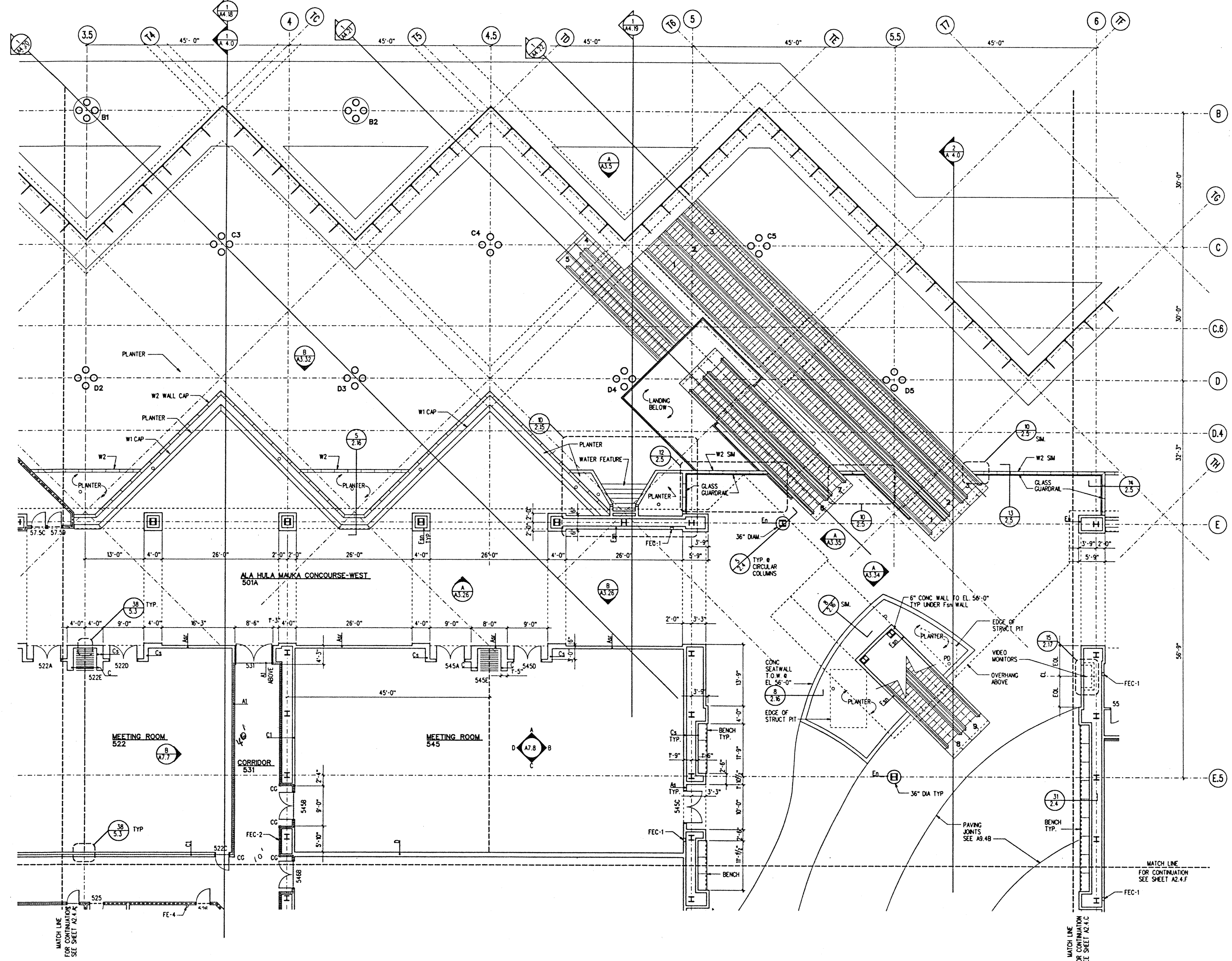
12-15-05	FINAL DOCUMENTS
10-17-05	OCTOBER COORDINATION
9-15-05	BUILDING PERMIT SET

No. Date By Description

MEETING ROOM LEVEL - SECTOR B FLOOR PLAN

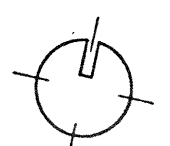

Designed	GL, KRPC
Drawn	TM, RR, ML, BT, DJ
Checked	RZ, OR, HM
Date	8-14-05
Job No.	93036.02.9
Sheet No.	

A 2.4.B



MEETING ROOM LEVEL SECTOR B

1/8" = 1'-0"



PLOTTED: 01-05-06 FILE: H:\P\MLB.BOM



Hawai'i Convention Center

Convention Center Authority
Honolulu, HI

Wimberly Allison Tong & Goo, Inc.
Honolulu, HI

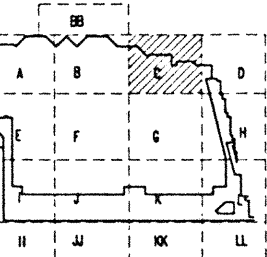
in association with
Loschky Marquardt & Neshoim
Seattle, WA

NORDIC / PCL
A Joint Venture
Honolulu, HI

Consultants

This work was prepared by me or under my supervision and construction of this project will be under my observation.

Ernest J. Watahara
Supervisor as defined in Title 19, Chapter 10, Section 1.2 of the Rules and Regulations of the Board of Professional Engineers, Architects, and Surveyors of the State of Hawaii.



Revisions

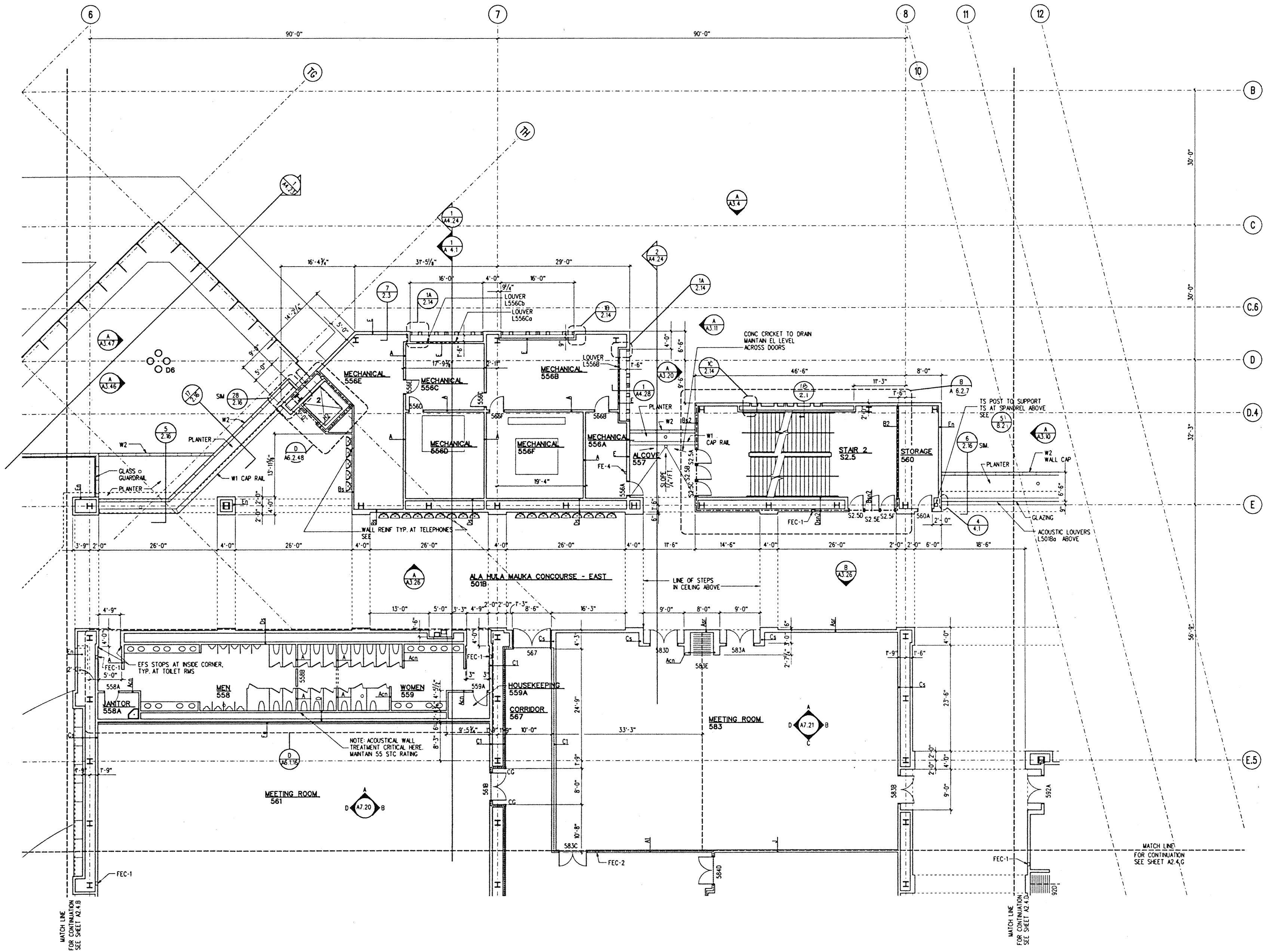
No.	Date	By	Description
12-15-95			FINAL DOCUMENTS
10-17-95			OCTOBER COORDINATION
9-15-95			BUILDING PERMIT SET

Sheet Title

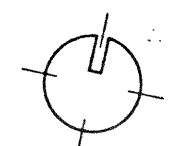
MEETING ROOM LEVEL - SECTOR C FLOOR PLAN


Designed	GL, KNPC
Drawn	TM, RPL, MT, BT, DJ
Checked	RZ, OR, HM
Date	8-14-95
Job No.	83036.02.9
Sheet No.	

A 2.4.C



MEETING ROOM LEVEL SECTOR C
1/8" = 1'-0"





Hawai'i Convention Center

Convention Center Authority
Honolulu, HI

Wimberly Allison Tong & Goo, Inc.
Honolulu, HI

in association with

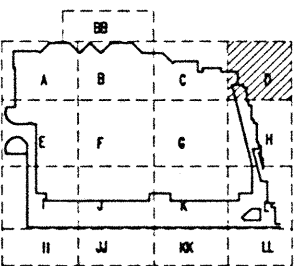
Loschky Marquardt & Nesholm
Seattle, WA

NORDIC / PCL
A Joint Venture
Honolulu, HI

Consultants



This work was prepared by me or under my supervision and construction of this project will be under my observation.
Curtis A. Andrade
Supervisor as defined in Title 10 Chapter 10 Section 1.291 of the Rules and Regulations of the Board of Professional Engineers, Architects, and Surveyors of the State of Hawaii.



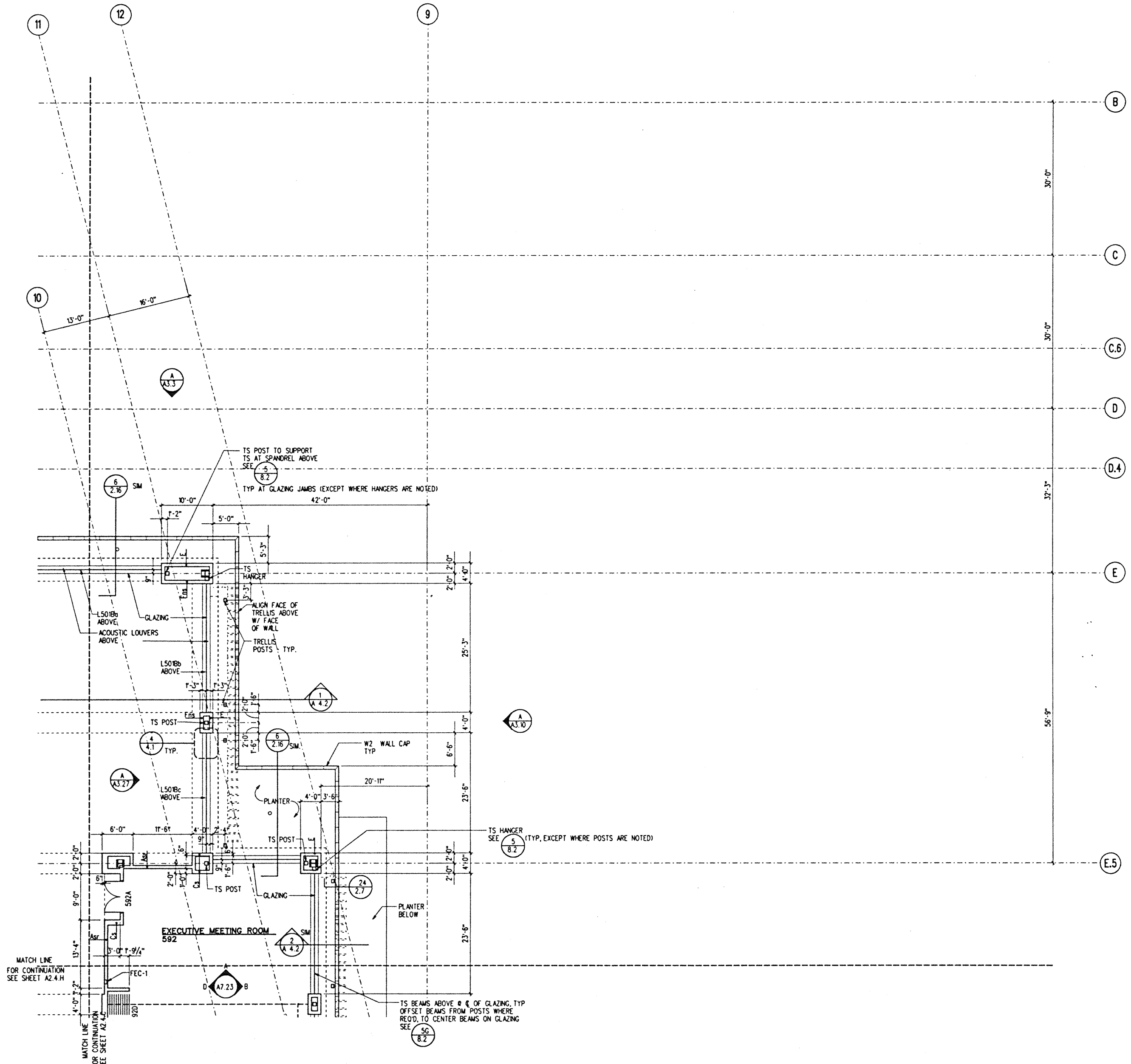
Revisions

No.	Date	By	Description
12-15-95			FINAL DOCUMENTS
10-17-95			OCTOBER COORDINATION
9-15-95			BUILDING PERMIT SET

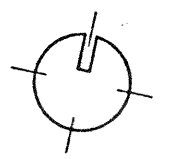

Sheet Title

MEETING ROOM LEVEL - SECTOR D FLOOR PLAN


Designed	GL, KNPC
Drawn	TM, RR, ML, ST, DJ
Checked	RZ, OR, HM
Date	8-14-95
Job No.	93036 02.9
Sheet No.	



MEETING ROOM LEVEL SECTOR D
1/8" = 1'-0"



A 2.4.D



Hawai'i Convention Center

Convention Center Authority
Honolulu, HI

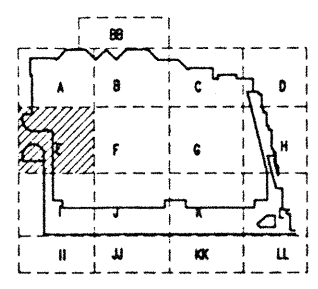
Wimberly Allison Tong & Goo, Inc.
Honolulu, HI

in association with
Loschky Marquardt & Nesholm
Seattle, WA

NORDIC / PCL
A Joint Venture
Honolulu, HI

Consultants

THE WORK WAS PREPARED BY ME OR UNDER MY SUPERVISION AND CONSTRUCTION OF THE PROJECT WILL BE UNDER MY OBSERVATION.
Ernest W. Watanabe
Professional Engineer
No. 5343
HAWAII, U.S.A.



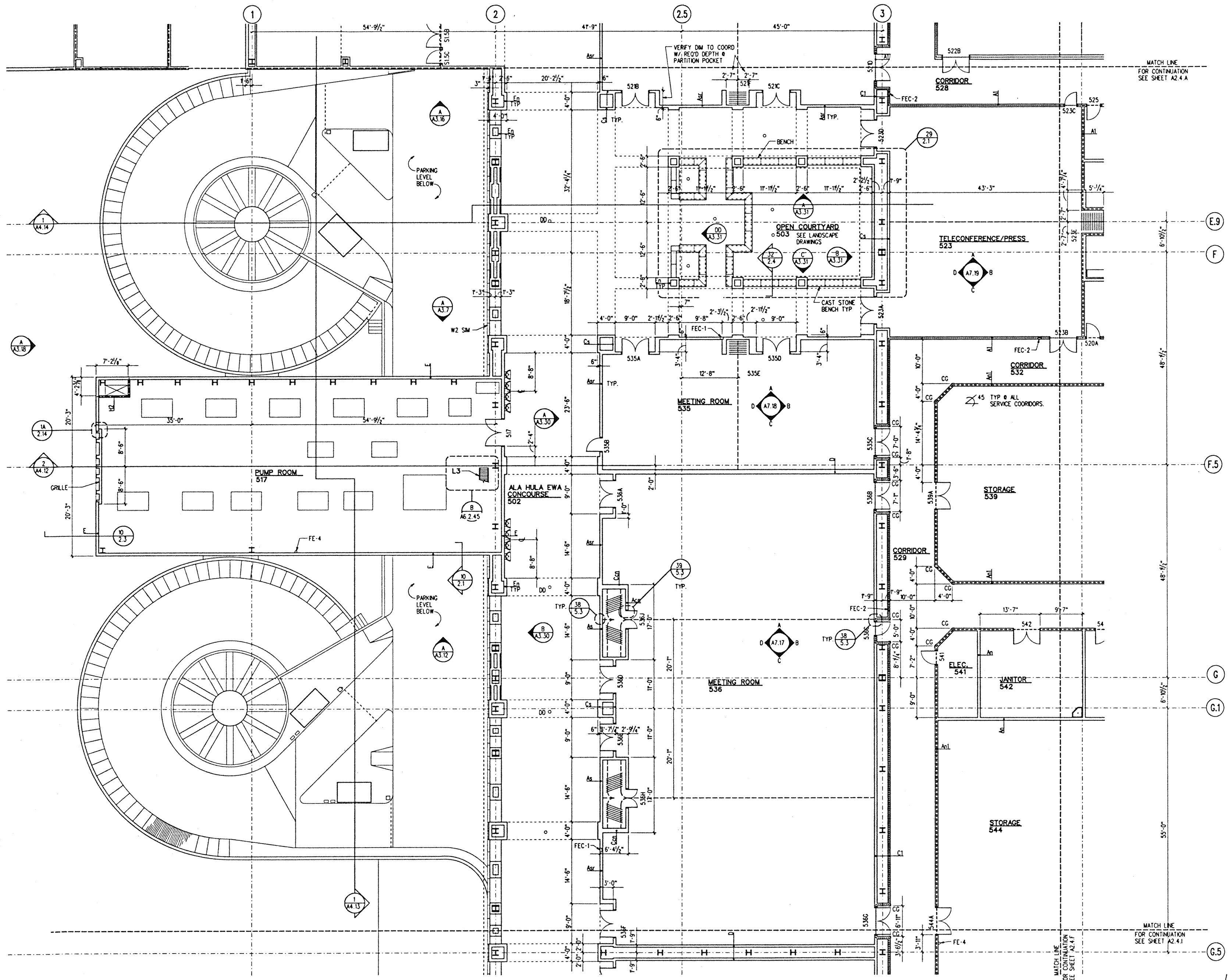
Revisions

No.	Date	By	Description
12-15-95			FINAL DOCUMENTS
10-17-95			OCTOBER COORDINATION
9-15-95			BUILDING PERMIT SET

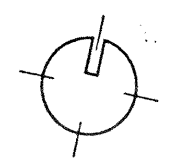
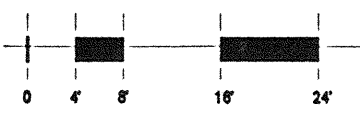
MEETING ROOM LEVEL - SECTOR E FLOOR PLAN

Designed	GL, KNPC
Drawn	TM, FR, MI, ST, DJ
Checked	RZ, OR, HM
Date	8-14-95
Job No.	90026 02 9
Sheet No.	


A 2.4.E



MEETING ROOM LEVEL SECTOR E
1/8" = 1'-0"



PLOTTED: 11 DEC 1995 FILE: L:\PROJECTS\HCC\DRAWING\A 2.4.E



Hawai'i Convention Center

Convention Center Authority
Honolulu, HI

Wimberly Allison Tong & Goo, Inc.
Honolulu, HI

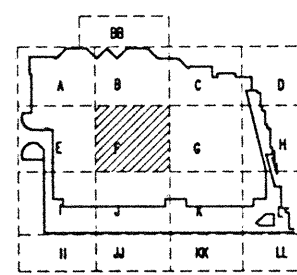
in association with
Loschky Marguardt & Nesholm
Seattle, WA

NORDIC / PCL
A Joint Venture
Honolulu, HI

Consultants



The work was prepared by me or under my supervision and construction of the project will be under my observation.
Eric I. Watanabe
Signature as defined in Title 10 Chapter 10, Section 1296 of the Rules and Regulations of the Board of Professional Engineers, Architects, and Surveyors of the State of Hawaii.



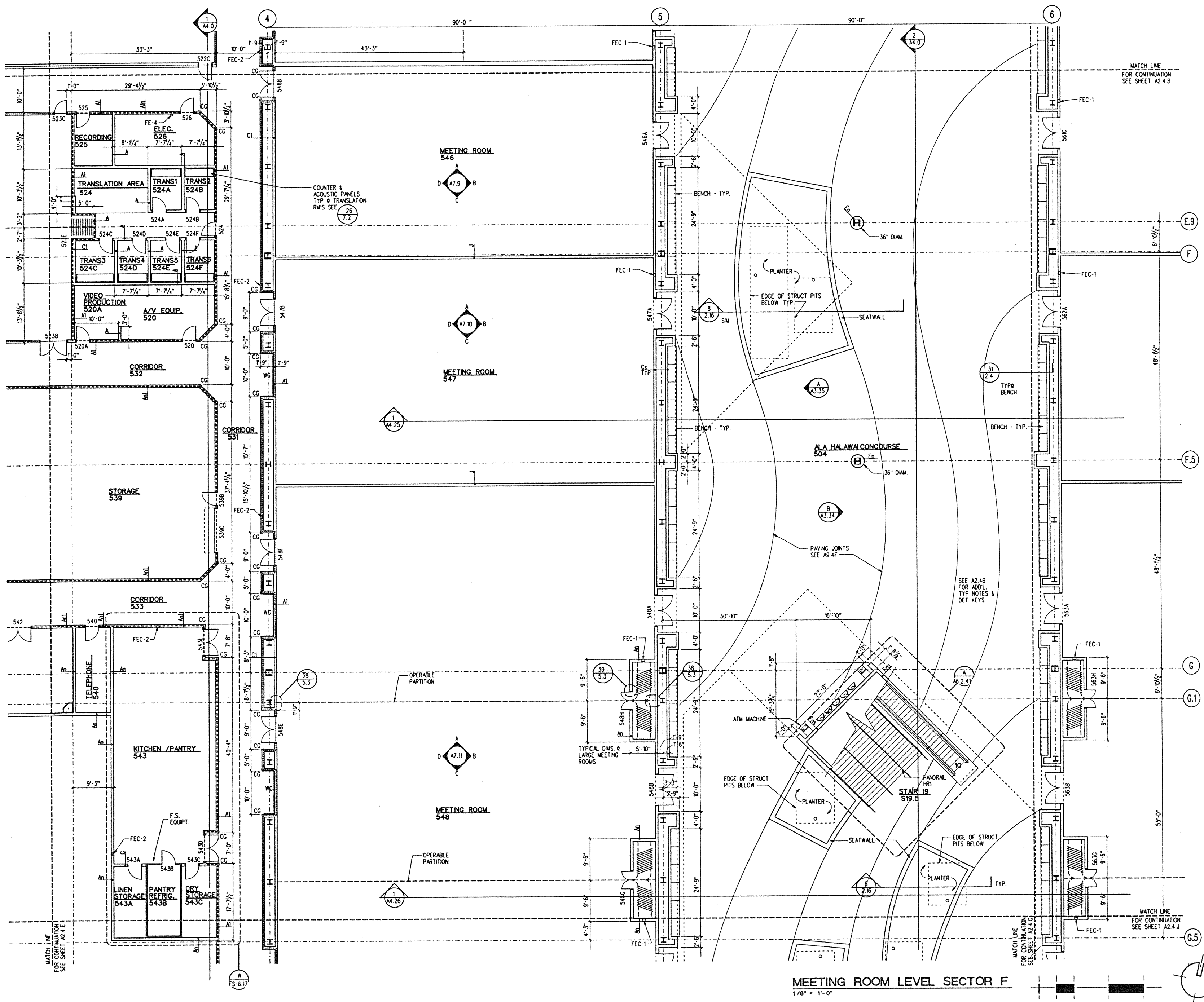
Revisions

Date	Description
12-15-95	FINAL DOCUMENTS
10-17-95	OCTOBER COORDINATION
9-15-95	BUILDING PERMIT SET


Sheet Title
MEETING ROOM LEVEL - SECTOR F FLOOR PLAN

Designed	GL,KNPC
Drawn	TM,RR,MT,BT,DU
Checked	RZ,OR,FM
Date	9-14-95
Job No.	93036 02.9
Sheet No.	

A 2.4.F



PLotted: 11-DEC-95 FILE: L:\projects\hcc\sector_f.dwg



Hawai'i Convention Center

Convention Center Authority
Honolulu, HI

Wimberly Allison Tong & Goo, Inc.
Honolulu, HI

in association with

Loschky Marquardt & Nesholm
Seattle, WA

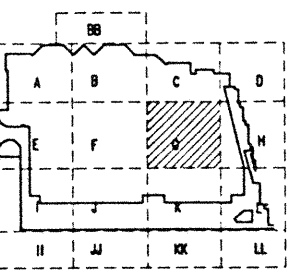
NORDIC / PCL
A Joint Venture
Honolulu, HI

Consultants



This work was prepared by me or under my supervision and construction of the project will be under my observation.

Ernest J. Watanabe
Engineer in Charge of the Project
Chapter 10 Section 1294 of the Rules and Regulations of the Board of Professional Engineers, Architects and Surveyors of the State of Hawaii



Revisions

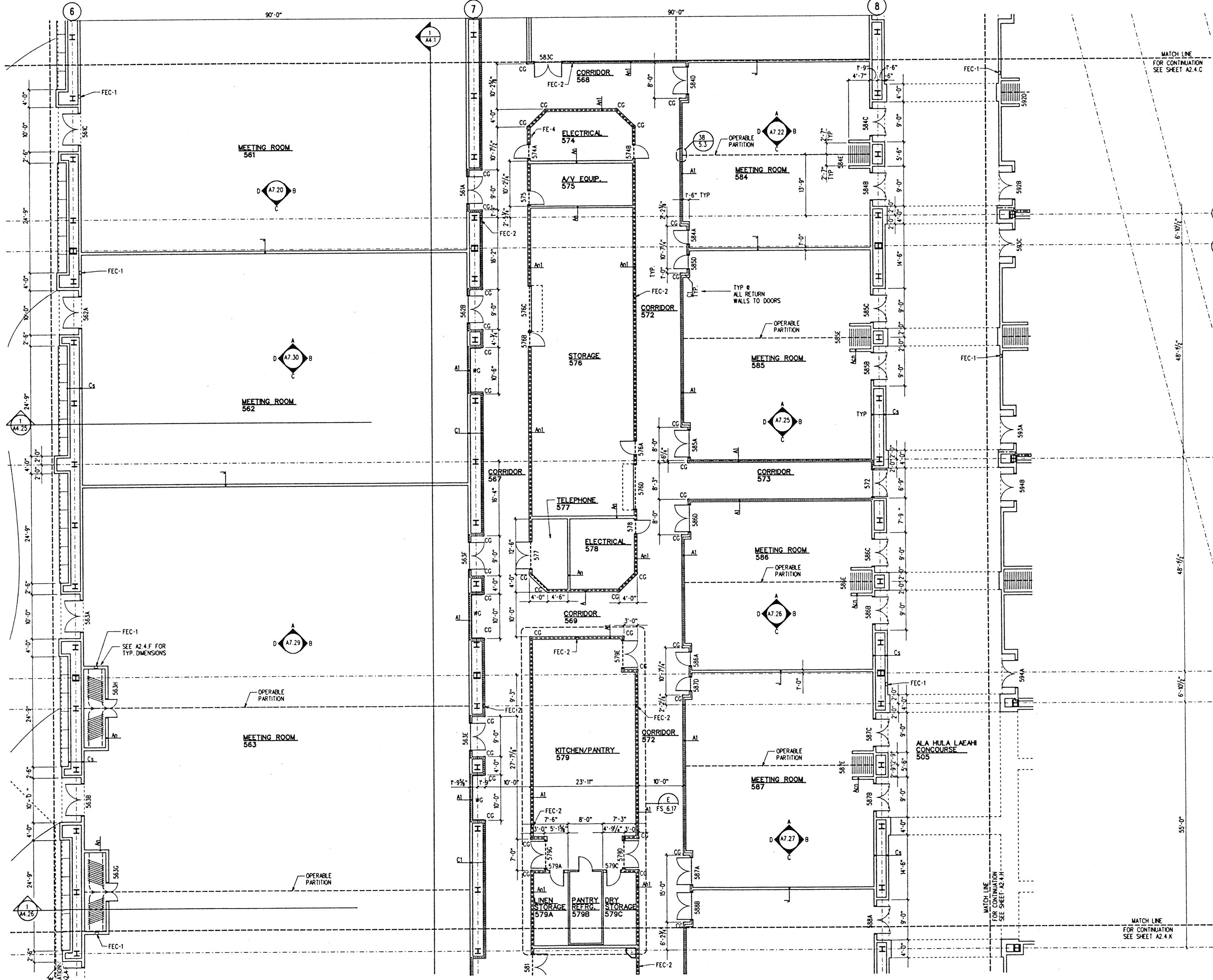
No.	Date	By	Description
12-15-85			FINAL DOCUMENTS
10-17-85			OCTOBER COORDINATION
8-15-85			BUILDING PERMIT SET

Sheet Title

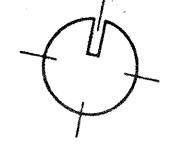
MEETING ROOM LEVEL - SECTOR G FLOOR PLAN


Designed	GL,KNPC
Drawn	TM,RR,M,BT,DU
Checked	RZ,OR,HM
Date	8-14-85
Job No.	93038.02.9
Sheet No.	

A 2.4.G



MEETING ROOM LEVEL SECTOR G
1/8" = 1'-0"





Hawai'i Convention Center

Convention Center Authority
Honolulu, HI

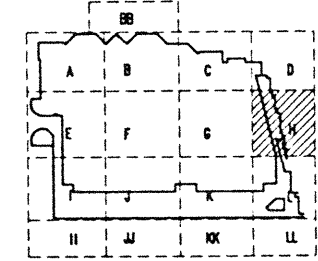
Wimberly Allison Tong & Goo, Inc.
Honolulu, HI

in association with
Loschly Marquardt & Nesholm
Seattle, WA

NORDIC / PCL
A Joint Venture
Honolulu, HI

Consultants

This work was prepared by me or under my supervision and construction of this project will be under my observation.
Ernest J. Williams
Professional Engineer
No. 5249
HAWAII, U.S.A.
Subject to rules in Title 10 Chapter 10, Section 1201 of the Rules and Regulations of the Board of Professional Engineers, Architects, and Surveyors of the State of Hawaii.



Revisions

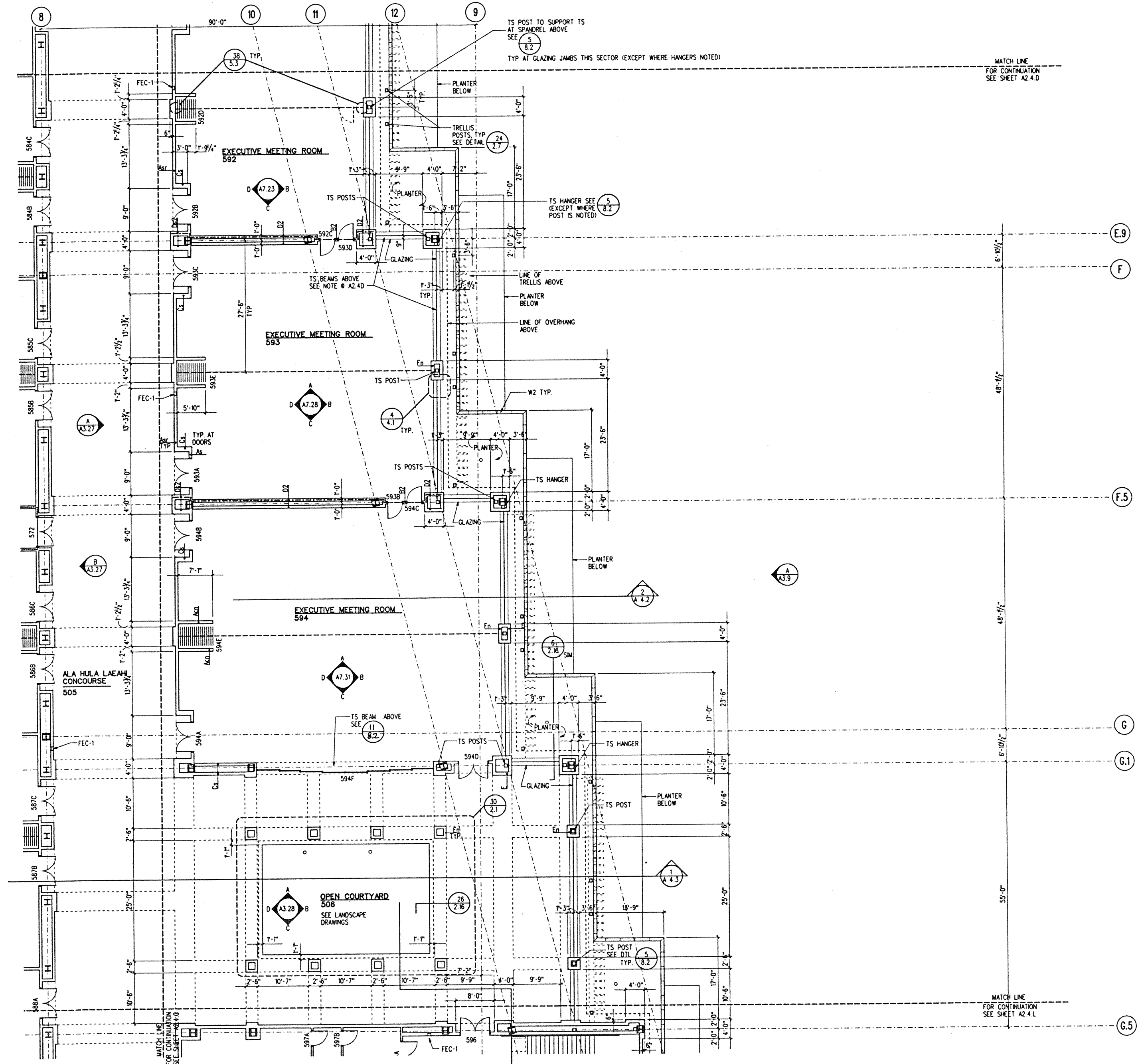
No.	Date	By	Description
12-15-95			FINAL DOCUMENTS
10-17-95			OCTOBER COORDINATION
9-15-95			BUILDING PERMIT SET

Sheet Title

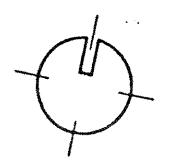
MEETING ROOM LEVEL - SECTOR H FLOOR PLAN


Designed	GL, KNPC
Drawn	TIA, RR, ML, BT, DJ
Checked	RZ, OR, HM
Date	8-14-95
Job No.	93036.02.9
Sheet No.	

A 2.4.H



MEETING ROOM LEVEL SECTOR H
1/8" = 1'-0"





Hawai'i Convention Center

Convention Center Authority
Honolulu, HI

Wimberly Allison Tong & Goo, Inc.
Honolulu, HI

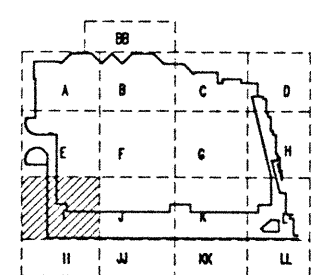
In association with

Loschky Marquardt & Neshoim
Seattle, WA

NORDIC / PCL
A Joint Venture
Honolulu, HI

Consultants

This work was prepared by me or under my supervision and construction of this project will be under my observation.
Supervision as defined in Title 19, Chapter 10, Section 1205 of the Rules and Regulations of the Board of Professional Engineers, Architects, and Surveyors of the State of Hawaii.
Conrad J. Wainane
LICENSED PROFESSIONAL ARCHITECT
No. 5343
HAWAII, U.S.A.

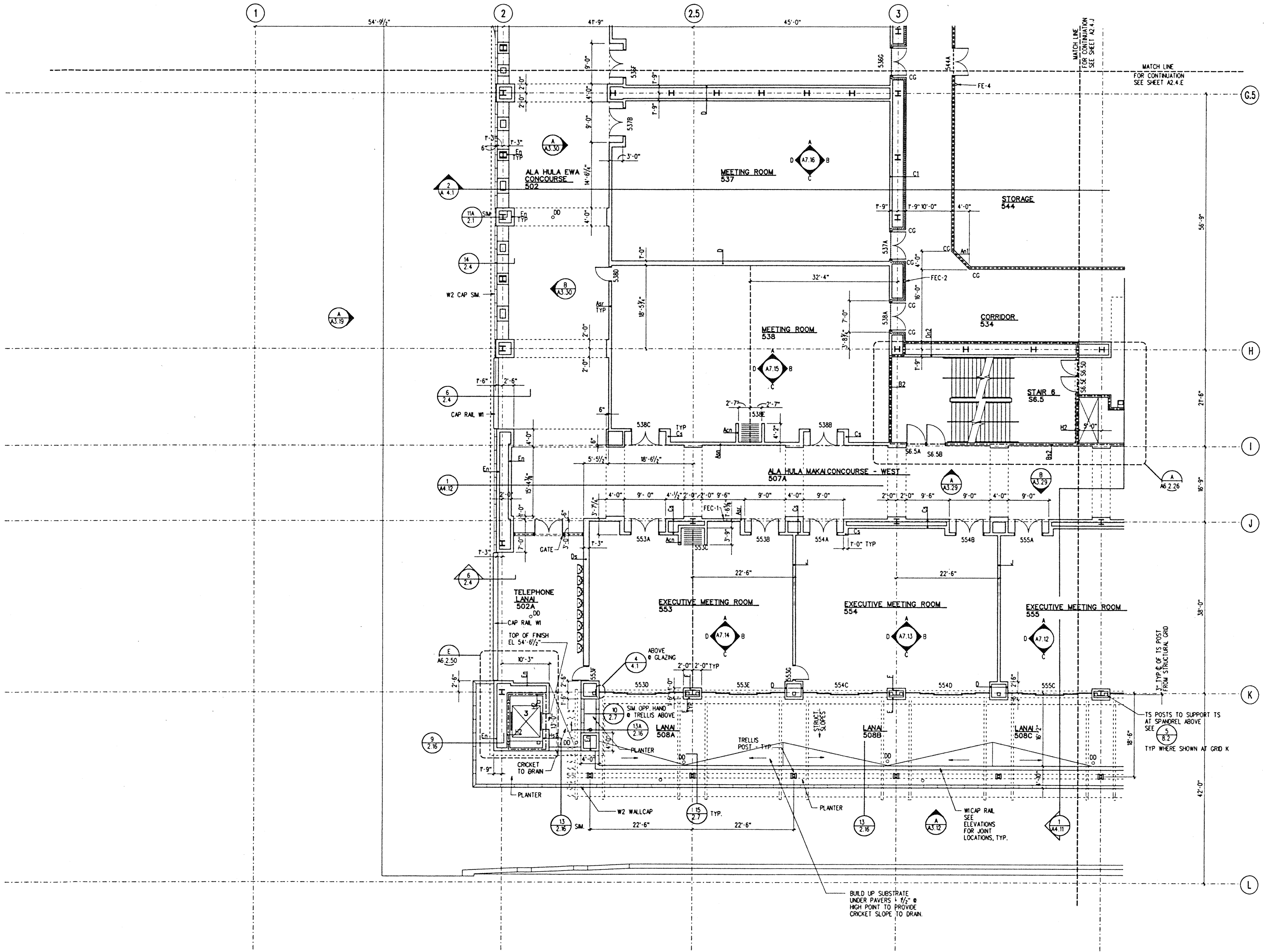


Revisions

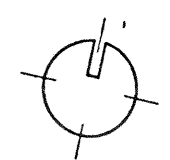

No.	Date	By	Description
12-15-95			FINAL DOCUMENTS
10-17-95			OCTOBER COORDINATION
9-15-95			BUILDING PERMIT SET


MEETING ROOM LEVEL - SECTOR I
FLOOR PLAN

Designed	GL, KNPC
Drawn	TM, RR, M, ST, DU
Checked	RZ, OR, HM
Date	8-14-95
Job No.	89006.02.9
Sheet No.	



MEETING ROOM LEVEL SECTOR I
1/8" = 1'-0"





Hawai'i Convention Center

Convention Center Authority
Honolulu, HI


Wimberly Alison Tong & Goo, Inc.
Honolulu, HI

In association with

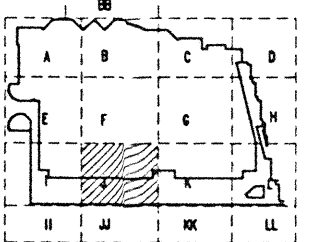
Loschky Marquardt & Nesholm
Seattle, WA

NORDIC / PCL
A Joint Venture
Honolulu, HI

Consultants



This work was prepared by me or under my supervision and construction of this project will be under my observation.



Revisions

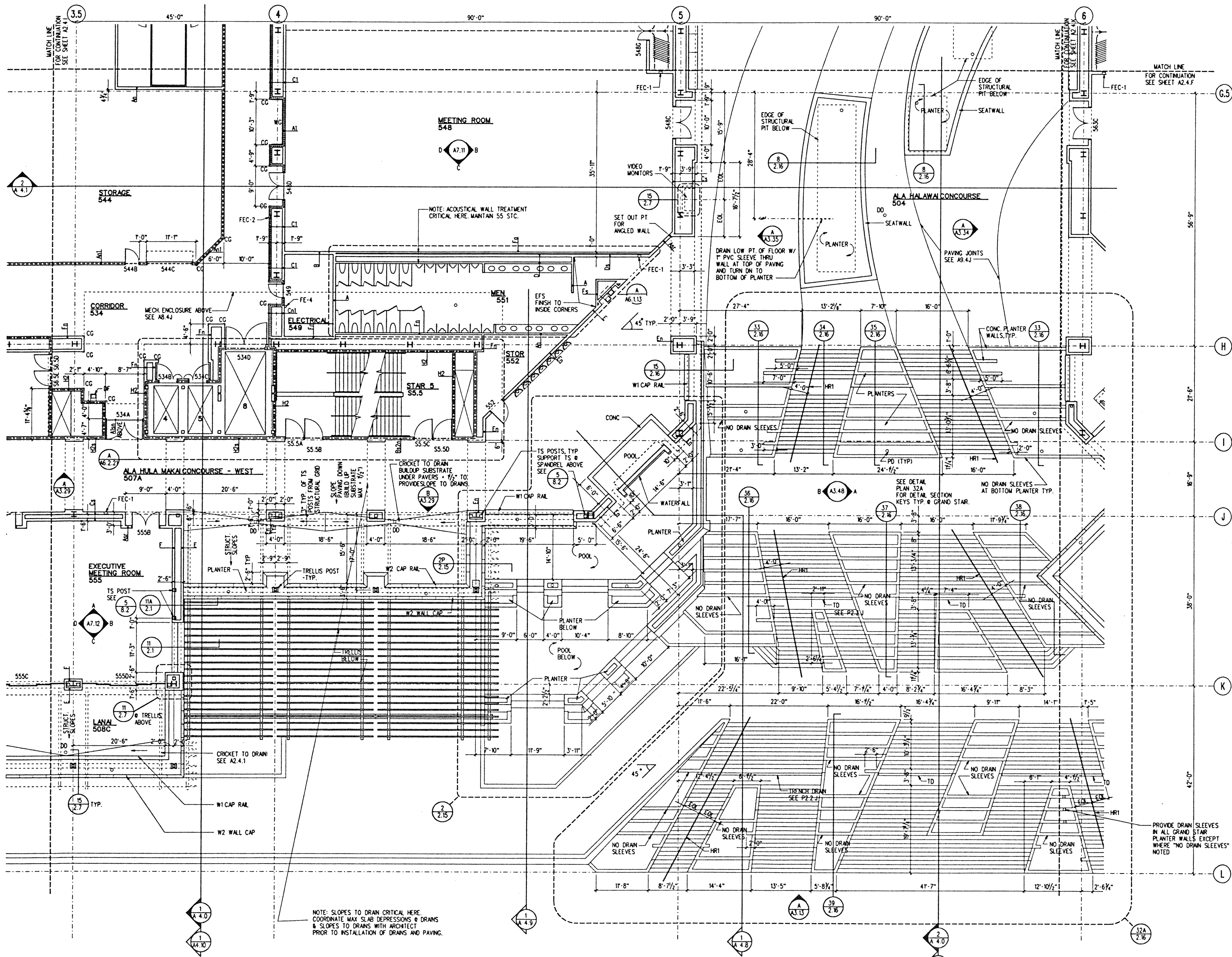
No.	Date	By	Description
12-15-95			FINAL DOCUMENTS
10-17-95			OCTOBER COORDINATION
8-15-95			BUILDING PERMIT SET

Sheet Title

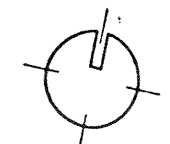
MEETING ROOM LEVEL - SECTOR J FLOOR PLAN

Designed	GLV/C
Drawn	TM.R. MR, BT, DJ
Checked	RZ.Q. / HM
Date	8-14-95
Job No.	9303-2-9
Sheet No.	


A 2.4.J



MEETING ROOM LEVEL SECTOR J
1/8" = 1'-0"



PLOTTED: 11-DEC-95 FILE: \PROJECTS\MEETINGROOM\A2.4.J



Hawai'i Convention Center

Convention Center Authority
Honolulu, HI

Wimberly Allison Tong & Goo, Inc.
Honolulu, HI

in association with

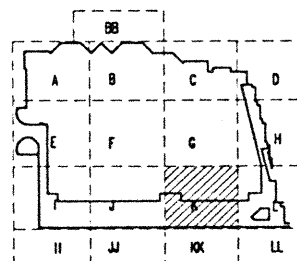
Loschky Marquardt & Nesholm
Seattle, WA

NORDIC / PCL
A Joint Venture
Honolulu, HI

Consultants

This work was prepared by me or under my supervision and construction of this project will be under my observation.

James T. Williams
Professional Engineer
No. 5343
HAWAII, U.S.A.



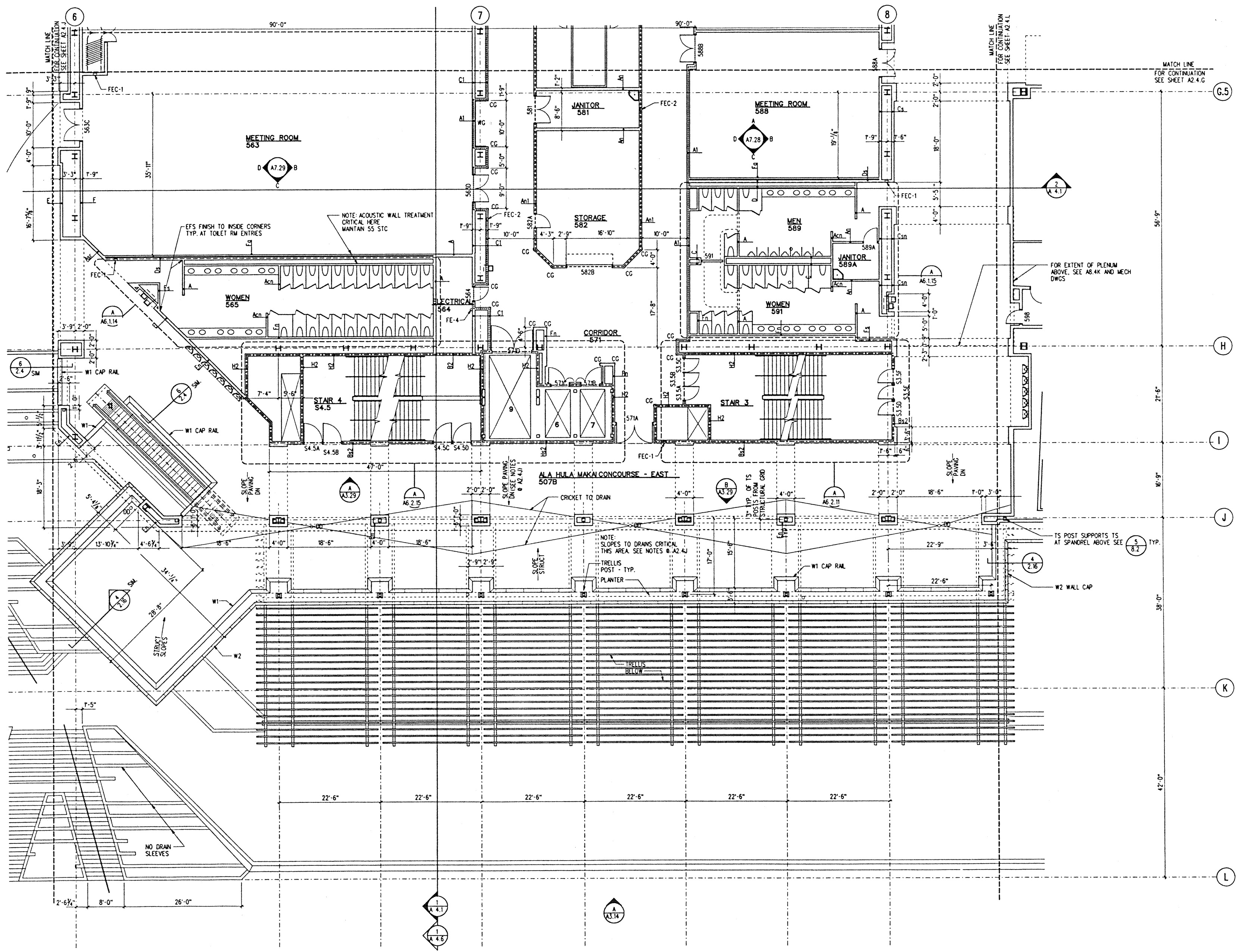
Revisions

No.	Date	By	Description
12-15-95			FINAL DOCUMENTS
10-17-95			OCTOBER COORDINATION
9-15-95			BUILDING PERMIT SET

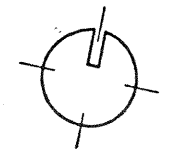

Sheet Title
**MEETING ROOM LEVEL - SECTOR K
FLOOR PLAN**

Designed: GL, KNPC
Drawn: TM, RRL, MI, BT, DU
Checked: RZ, OR, HM
Date: 8-14-95
Job No.: 93036.02.9
Sheet No.:


A 2.4.K



MEETING ROOM LEVEL SECTOR K
1/8" = 1'-0"



PLOTTED ON 04/24/97 FILE: L:\projects\hawaii\conv\m_r_2.dwg



Hawai'i Convention Center

Convention Center Authority
Honolulu, HI

Wimberly Allison Tong & Goo, Inc.
Honolulu, HI

in association with

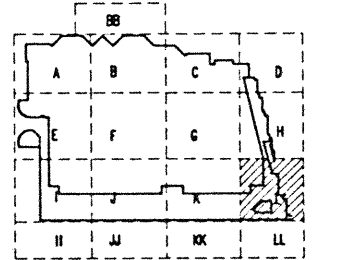
Loschky Marquardt & Nesholm
Seattle, WA

NORDIC / PCL
A Joint Venture
Honolulu, HI

Consultants

This work was prepared by me or under my supervision and construction of this project will be under my observation.

Grant J. Wanda
Engineer in Charge in Title III Chapter 10 Section 1209 of the Rules and Regulations of the Board of Professional Engineers, Architects, and Surveyors of the State of Hawaii.



Revisions

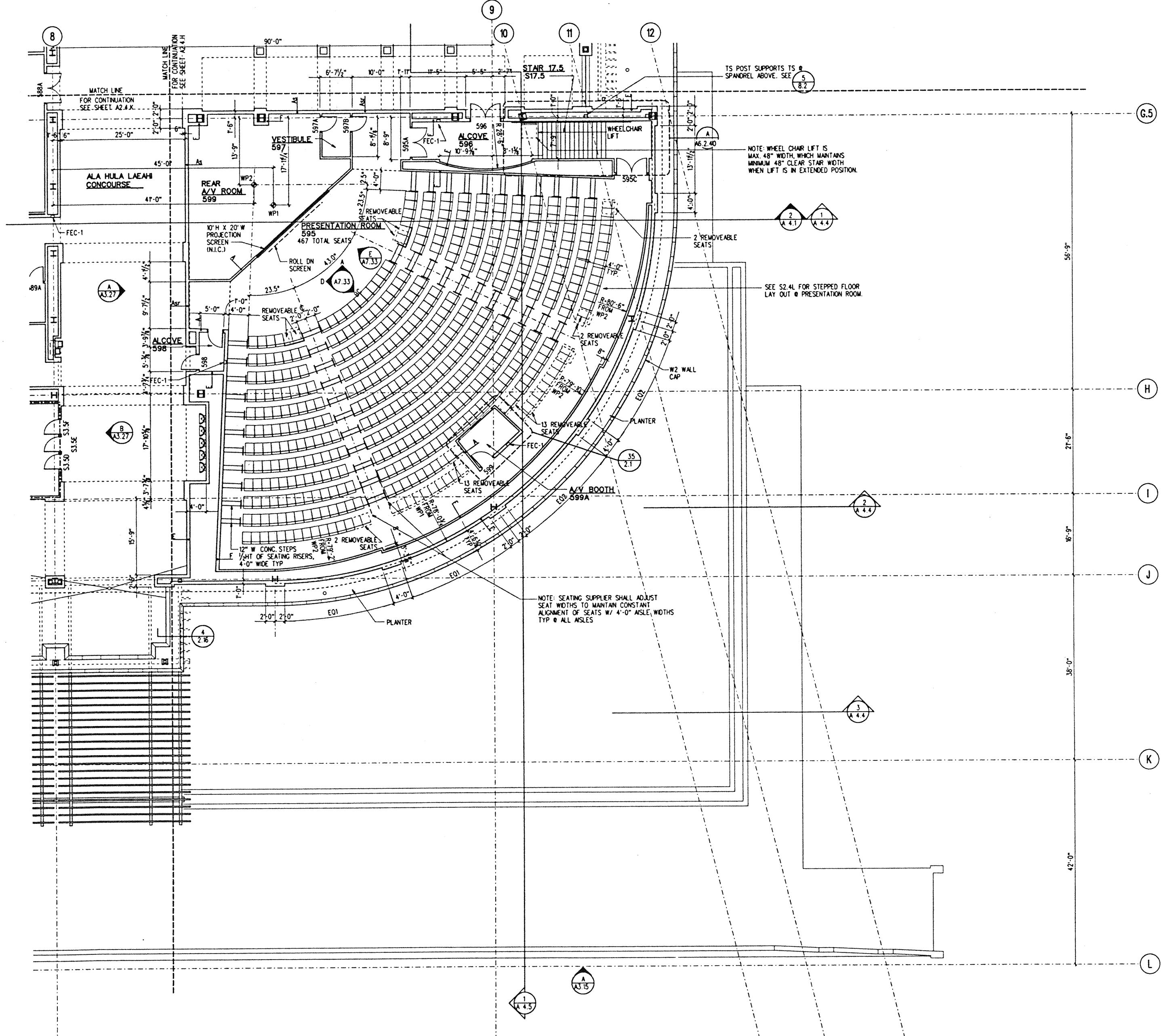
No.	Date	By	Description
12-15-95			FINAL DOCUMENTS
10-17-95			OCTOBER COORDINATION
9-15-95			BUILDING PERMIT SET

Sheet Title

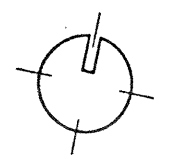
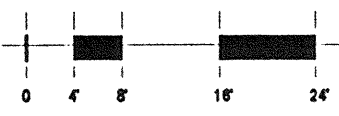
MEETING ROOM LEVEL - SECTOR L FLOOR PLAN


Designed	GL, KNPC
Drawn	TM, PR, MI, BT, DJ
Checked	RZ, OR, HM
Date	8-14-95
Job No.	93036 02.9
Sheet No.	

A 2.4.L



MEETING ROOM LEVEL SECTOR L
1/8" = 1'-0"





Hawai'i Convention Center

Convention Center Authority
Honolulu, HI

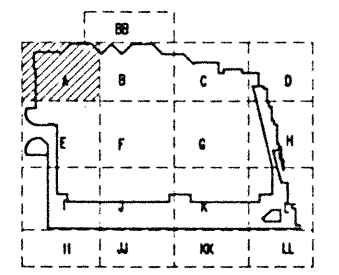
Wimberly Allison Tong & Goo, Inc.
Honolulu, HI

in association with
Loschky Marguardt & Nesholm
Seattle, WA

NORDIC / PCL
A Joint Venture
Honolulu, HI

Consultants

This work was prepared by me or under my supervision and construction of this project will be under my observation.
James J. [Signature]
Professional Engineer
No. 5243
HAWAII, U.S.A.

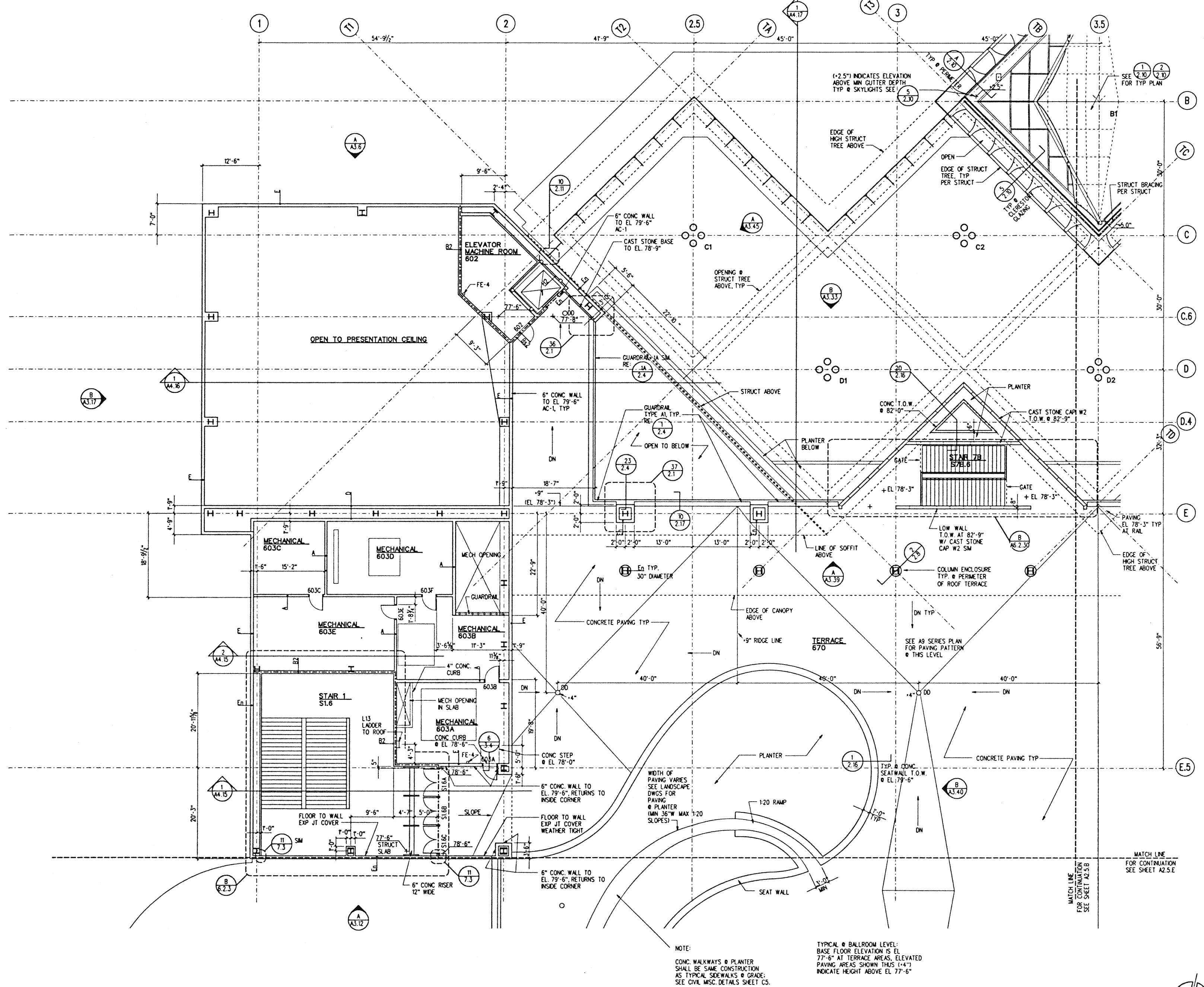


No.	Date	By	Description
12-15-95			FINAL DOCUMENTS
10-17-95			OCTOBER COORDINATION
9-15-95			BUILDING PERMIT SET

BALLROOM LEVEL SECTOR A FLOOR PLAN

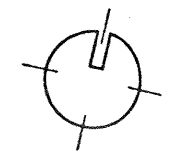
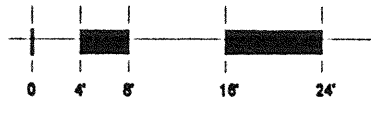
Designed	GL,KNPC
Drawn	TM,RL,M,BT,DU
Checked	RZ,OR,FM
Date	8-14-95
Job No.	93026 02.9
Sheet No.	


A 2.5.A



BALLROOM LEVEL SECTOR A

1/8" = 1'-0"





Hawai'i Convention Center

Convention Center Authority
Honolulu, HI

Wimberly Allison Tong & Goo, Inc.
Honolulu, HI

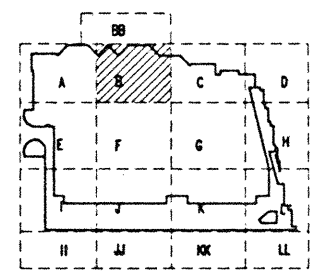
in association with

Loschky Marquardt & Nesholm
Seattle, WA

NORDIC / PCL
A Joint Venture
Honolulu, HI

Consultants

This work was prepared by me or under my supervision and construction of the project will be under my observation.
Robert E. Edwards
Professional Engineer
No. 5243
HAWAII, U.S.A.



Revisions

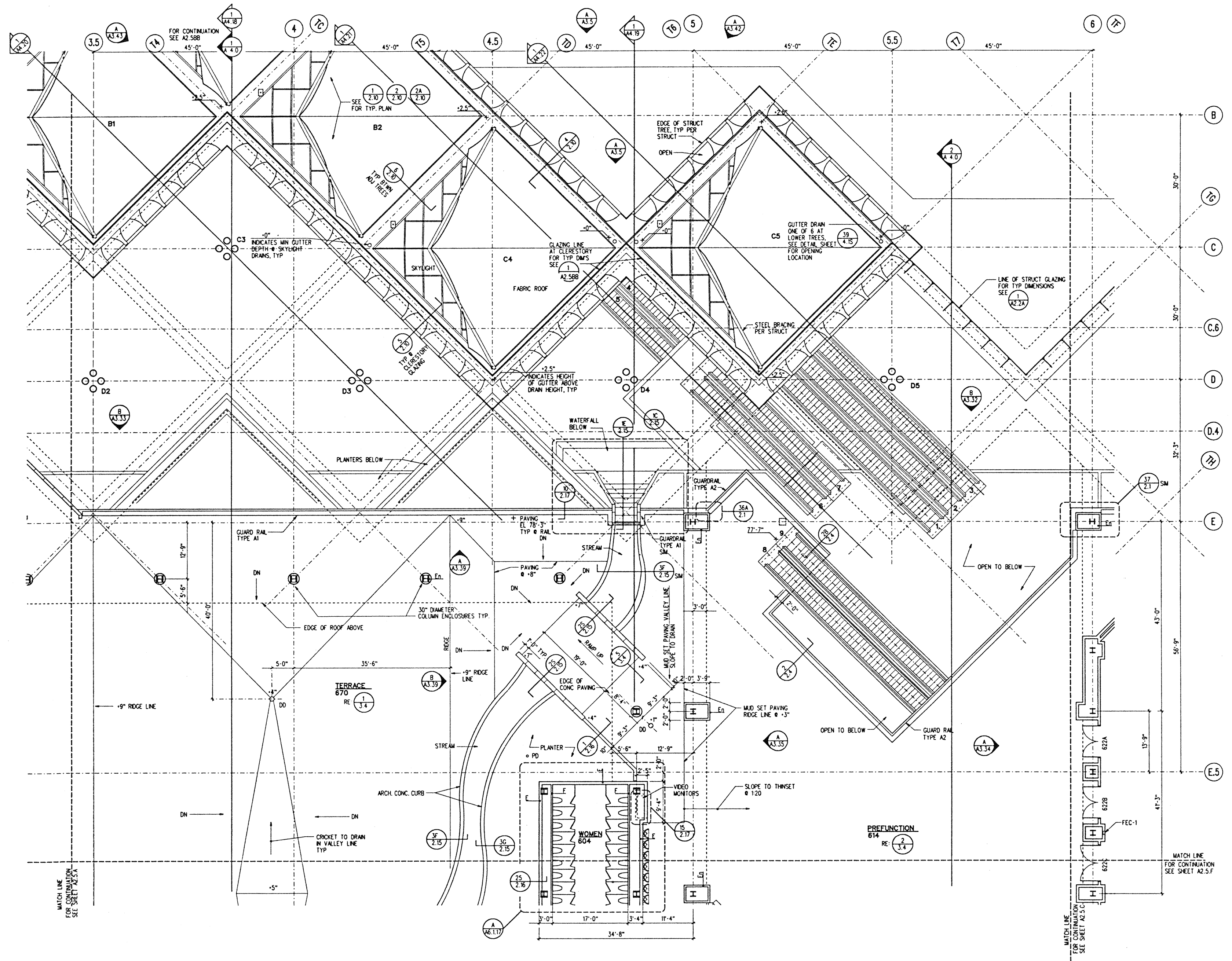
No.	Date	By	Description
12-15-95			FINAL DOCUMENTS
10-17-95			OCTOBER COORDINATION
9-15-95			BUILDING PERMIT SET

Sheet Title

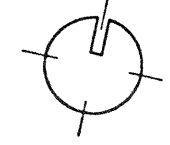
BALLROOM LEVEL SECTOR B FLOOR PLAN


Designed	GL, KNPC
Drawn	TM, RFR, M, BT, DJ
Checked	RZ, OR, HM
Date	8-14-95
Job No.	93036 02.9
Sheet No.	

A 2.5.B



BALLROOM LEVEL SECTOR B
1/8" = 1'-0"





Hawai'i Convention Center

Convention Center Authority
Honolulu, HI

Wimberly Allison Tong & Goo, Inc.
Honolulu, HI

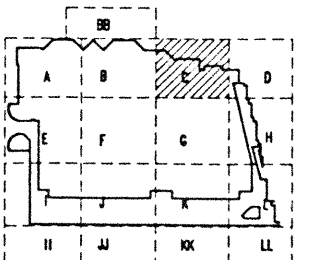
in association with

Loschky Marquardt & Nesholm
Seattle, WA

NORDIC / PCL
A Joint Venture
Honolulu, HI

Consultants

By: *Ernest J. Wataha*
Professional Engineer
No. 5343
HAWAII, U.S.A.
This work was prepared by me or under my supervision and construction of the project will be under my observation.



Revisions

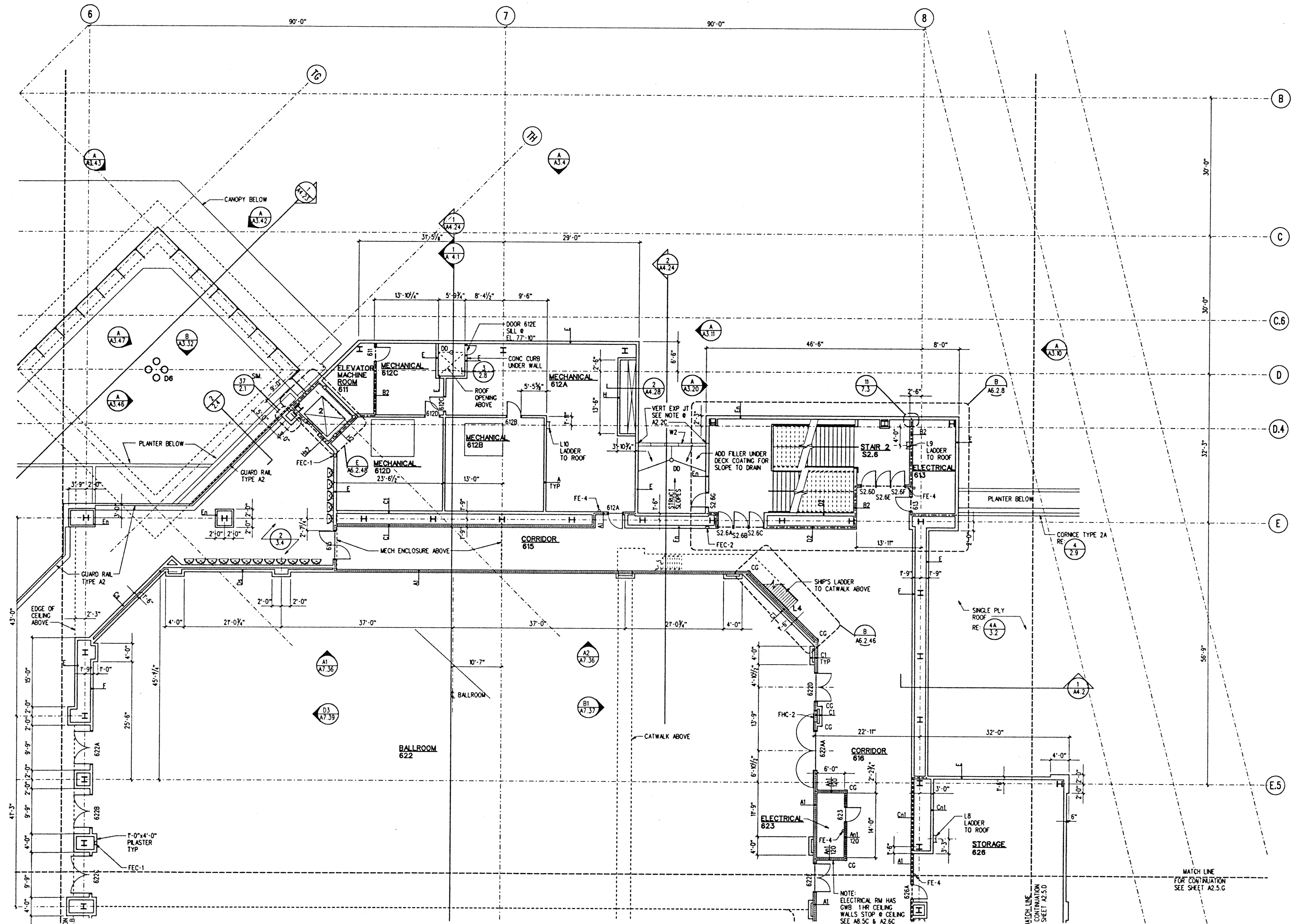
No.	Date	By	Description
12-15-95			FINAL DOCUMENTS
10-17-95			OCTOBER COORDINATION
8-15-95			BUILDING PERMIT SET

Sheet Title

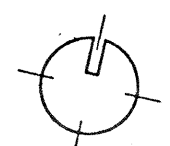
BALLROOM LEVEL SECTOR C FLOOR PLAN

Designed	GL, KJPC
Drawn	TM, PR, ML, BT, DJ
Checked	RZ, OR, HM
Date	8-14-95
Job No.	90036.02.9
Sheet No.	

A 2.5.C



BALLROOM LEVEL SECTOR C
1/8" = 1'-0"





Hawai'i Convention Center

Convention Center Authority
Honolulu, HI


Wimberly Allison Tong & Goo, Inc.
Honolulu, HI

in association with

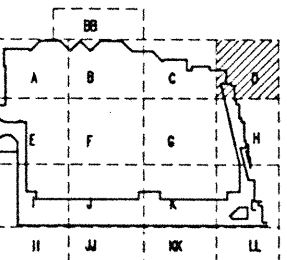
Loschky Marquardt & Nesholm
Seattle, WA

NORDIC / PCL
A Joint Venture
Honolulu, HI

Consultants



This work was prepared by me or under my supervision and construction of this project will be under my observation.
Eugene J. Watahara
Supervisor as defined in Title 16 Chapter 16, Section 16-1.1 of the Rules and Regulations of the Board of Professional Engineers, Architects, and Surveyors of the State of Hawaii.



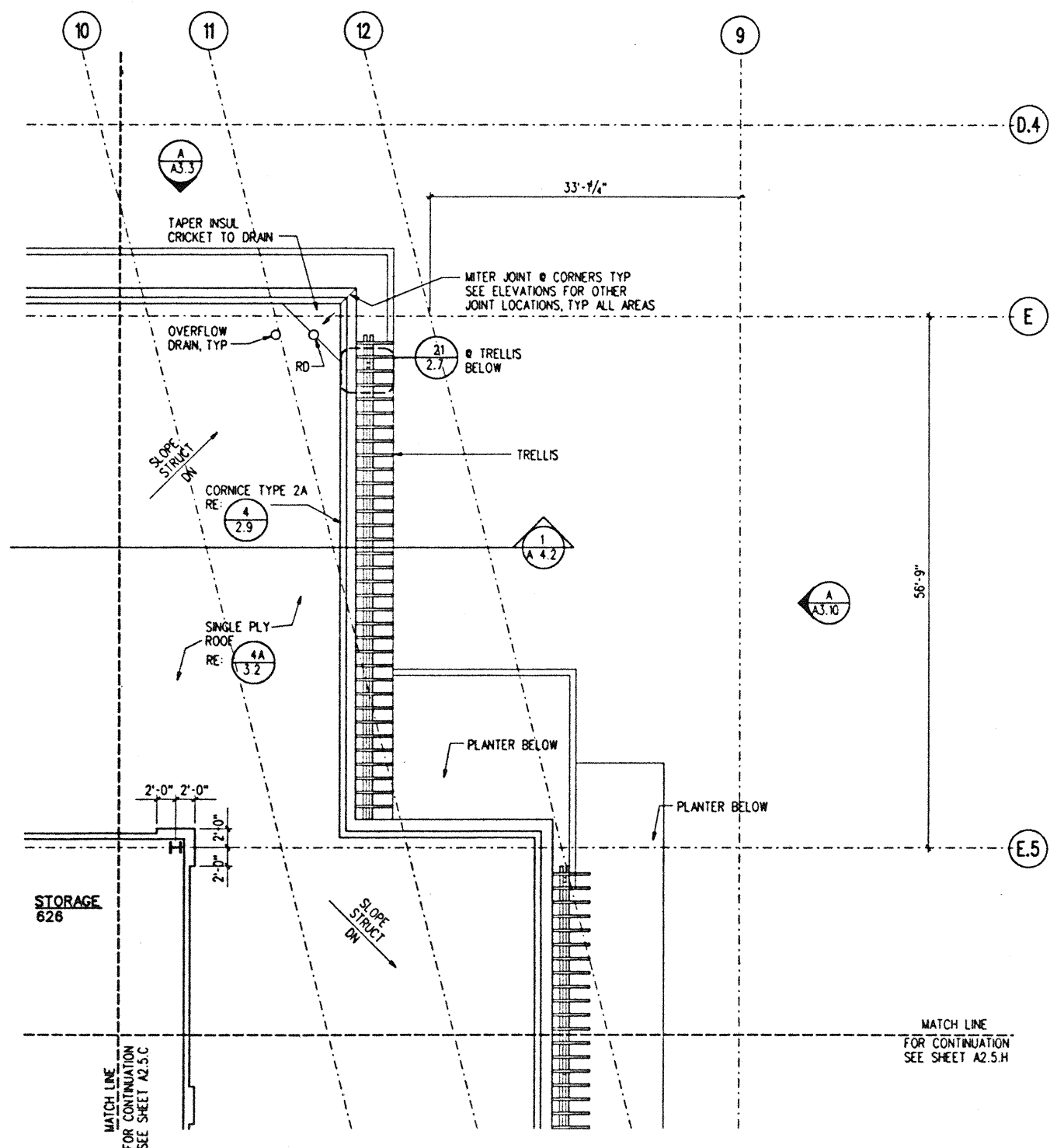
Revisions

Date	Description
12-15-95	FINAL DOCUMENTS
10-17-95	OCTOBER COORDINATION
9-15-95	BUILDING PERMIT SET

No. Date By Description

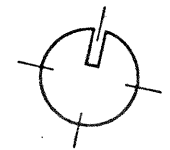
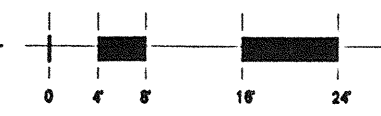
BALLROOM LEVEL SECTOR D FLOOR PLAN

Designed	GL, KNPC
Drawn	TM, FR, ML, BT, DJ
Checked	RZ, OR, HM
Date	9-14-95
Job No.	90026.02.9
Sheet No.	



BALLROOM LEVEL SECTOR D

1/8" = 1'-0"



A 2.5.D

Hawai'i Convention Center

Convention Center Authority
Honolulu, HI

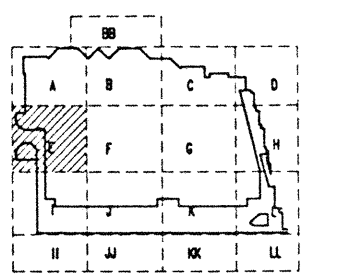
Wimberly Allison Tong & Goo, Inc.
Honolulu, HI
in association with
Loschky Marquardt & Nesholm
Seattle, WA

NORDIC / PCL
A Joint Venture
Honolulu, HI

Consultants

This work was prepared by me or under my supervision and construction of this project will be under my observation.

Ernest T. Tamm
Professional Engineer
No. 5343
HAWAII, U.S.A.



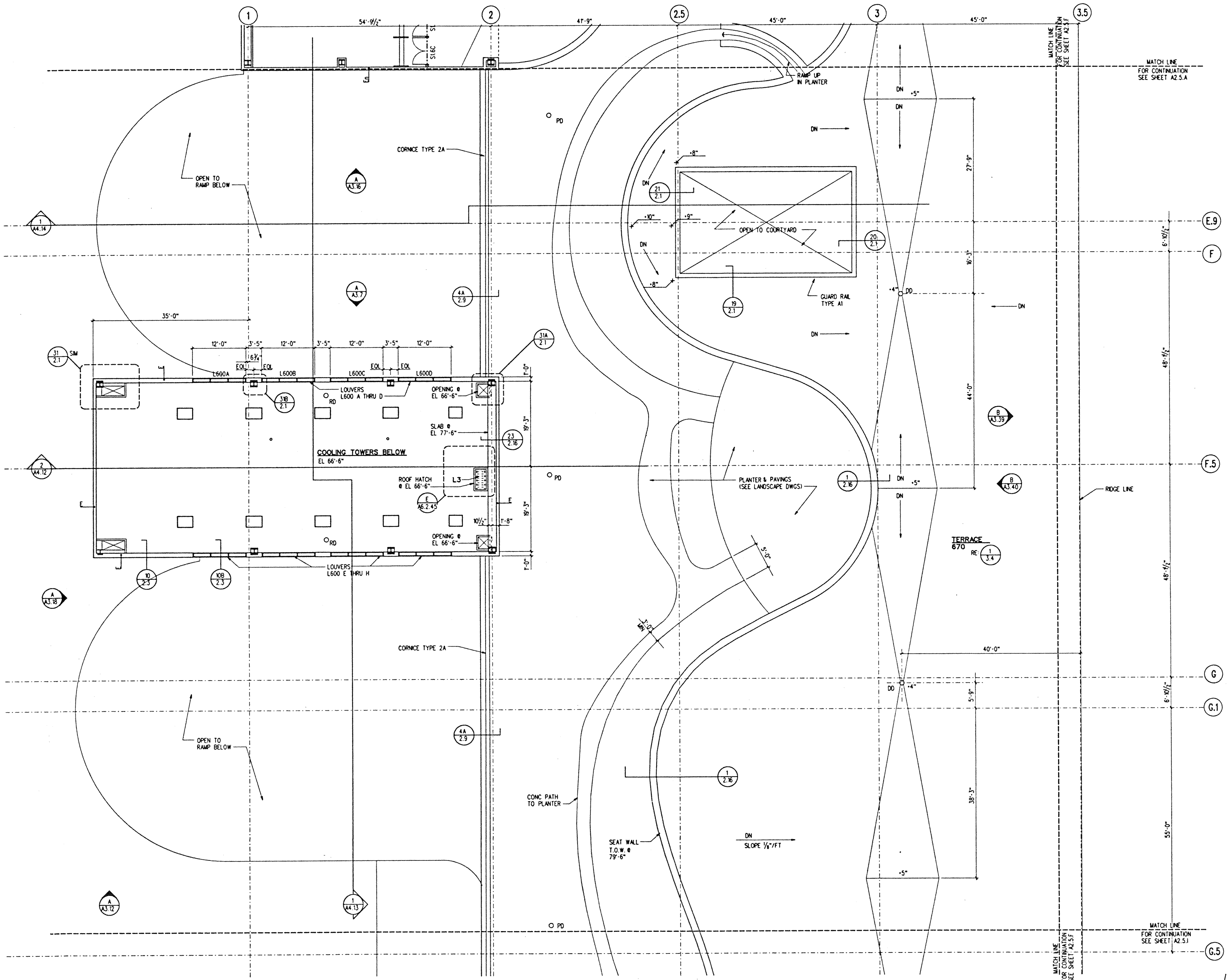
Revisions

No.	Date	By	Description
12-15-95			FINAL DOCUMENTS
10-17-95			OCTOBER COORDINATION
9-15-95			BUILDING PERMIT SET

BALLROOM LEVEL SECTOR E FLOOR PLAN

Designed: GL, KMPG
Drawn: TM, RR, MI, BT, DJ
Checked: RZ, OR, HM
Date: 8-14-95
Job No.: 93036.02.9
Sheet No.:

A 2.5.E



BALLROOM LEVEL SECTOR E
1/8" = 1'-0"


MATCH LINE FOR CONTINUATION SEE SHEET A2.5.F

MATCH LINE FOR CONTINUATION SEE SHEET A2.5.I

MATCH LINE FOR CONTINUATION SEE SHEET A2.5.F

MATCH LINE FOR CONTINUATION SEE SHEET A2.5.A

MATCH LINE FOR CONTINUATION SEE SHEET A2.5.F



Hawai'i Convention Center

Convention Center Authority
Honolulu, HI

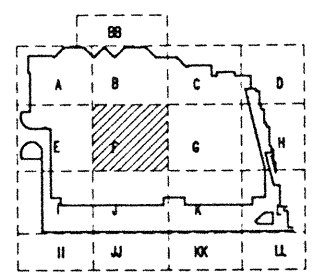
Wimberly Allison Tong & Goo, Inc.
Honolulu, HI

in association with
Loschky Marquardt & Nesholm
Seattle, WA

NORDIC / PCL
A Joint Venture
Honolulu, HI

Consultants

Professional Engineer Seal
No. 5343
Signature: *Robert J. ...*
This work was prepared by me or under my supervision and construction of this project will be under my observation.



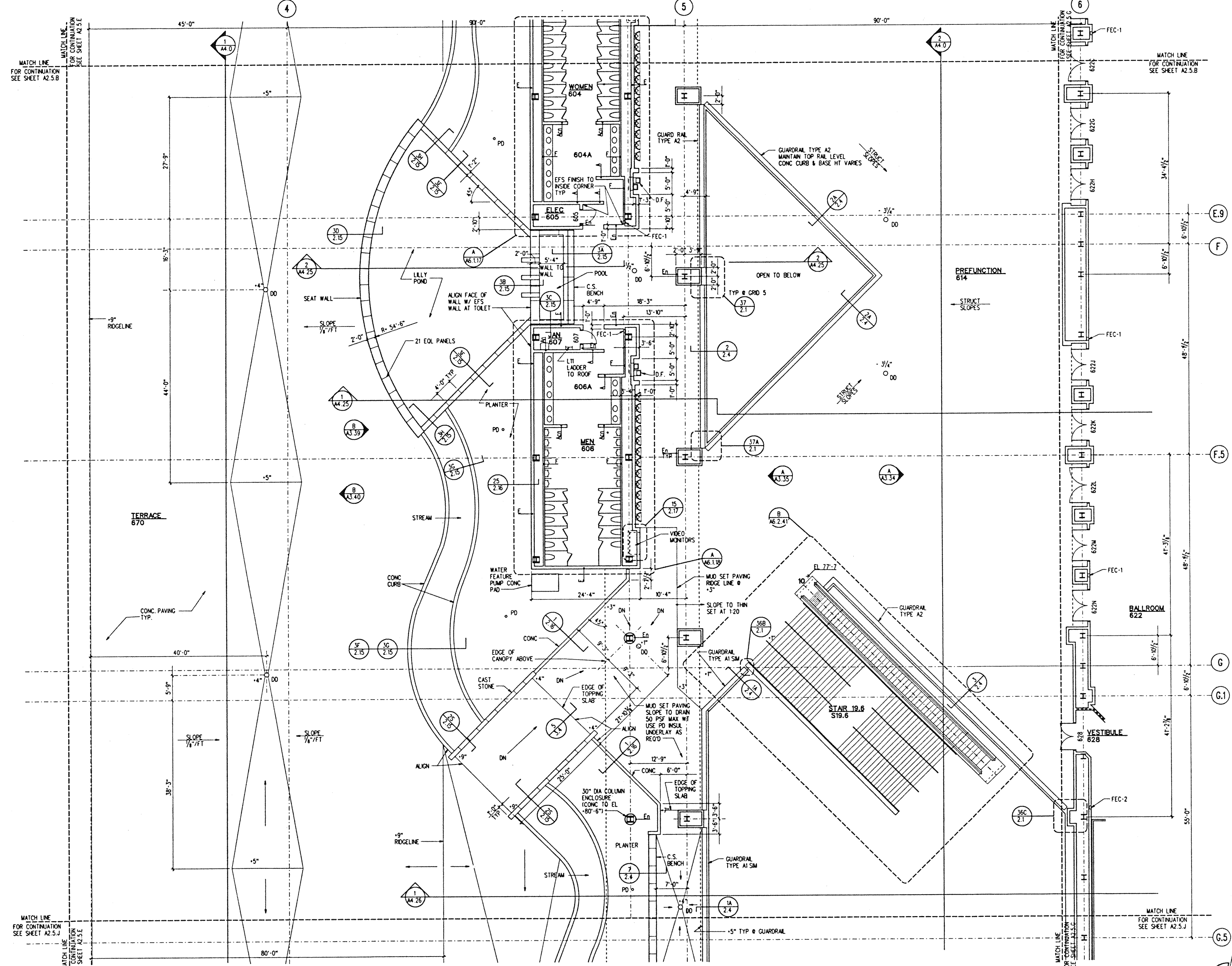
Revisions

No.	Date	By	Description
12-15-95			FINAL DOCUMENTS
10-17-95			OCTOBER COORDINATION
9-15-95			BUILDING PERMIT SET

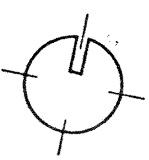
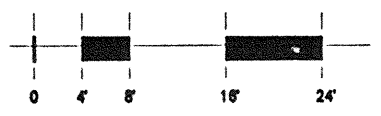
BALLROOM LEVEL SECTOR F FLOOR PLAN


Designed	GL, KNPC
Drawn	TM, RRM, BT, DJ
Checked	RZ, OR, HM
Date	8-14-95
Job No.	93036 02 9
Sheet No.	

A 2.5.F



BALLROOM LEVEL SECTOR F
1/8" = 1'-0"





Hawai'i Convention Center

Convention Center Authority
Honolulu, HI

Wimberly Allison Tong & Goo, Inc.
Honolulu, HI

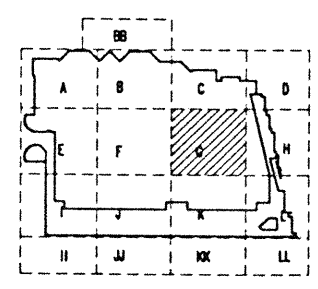
in association with
Loschky Marquardt & Nesholm
Seattle, WA

NORDIC / PCL
A Joint Venture
Honolulu, HI

Consultants

This work was prepared by me or under my supervision and construction of this project will be under my observation.

James T. Williams
Professional Engineer
No. 5343
HAWAII, U.S.A.



Revisions

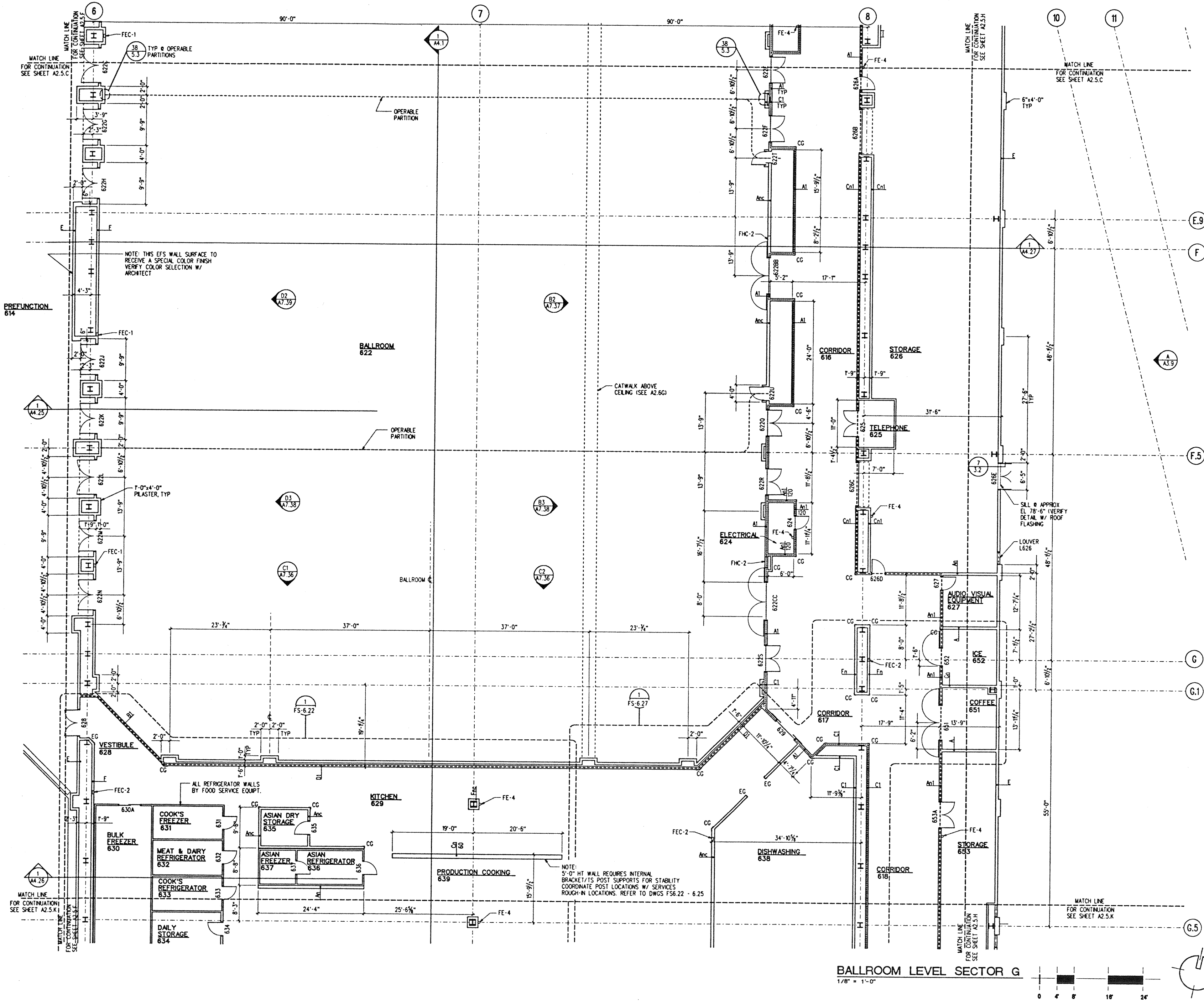
No.	Date	By	Description
12-15-95			FINAL DOCUMENTS
10-17-95			OCTOBER COORDINATION
8-15-95			BUILDING PERMIT SET

Sheet Title

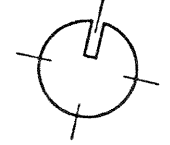
BALLROOM LEVEL SECTOR G FLOOR PLAN


Designed	GL, KNPC
Drawn	TM, RR, MI, BT, DJ
Checked	FZ, CR, HM
Date	8-14-95
Job No.	93036 02 9
Sheet No.	

A 2.5.G



BALLROOM LEVEL SECTOR G
1/8" = 1'-0"





Hawai'i Convention Center


Convention Center Authority
Honolulu, HI

Wimberly Allison Tong & Goo, Inc.
Honolulu, HI
in association with

Loschky Marquardt & Nesholm
Seattle, WA

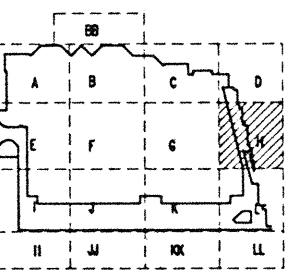
NORDIC / PCL
A Joint Venture
Honolulu, HI

Consultants



This work was prepared by me or under my supervision and construction of this project will be under my observation.

Edward J. Winkler
Supervisor as defined in Title 10, Chapter 10, Section 1001 of the Rules and Regulations of the Board of Professional Engineers, Architects and Surveyors of the State of Hawaii.



Revisions

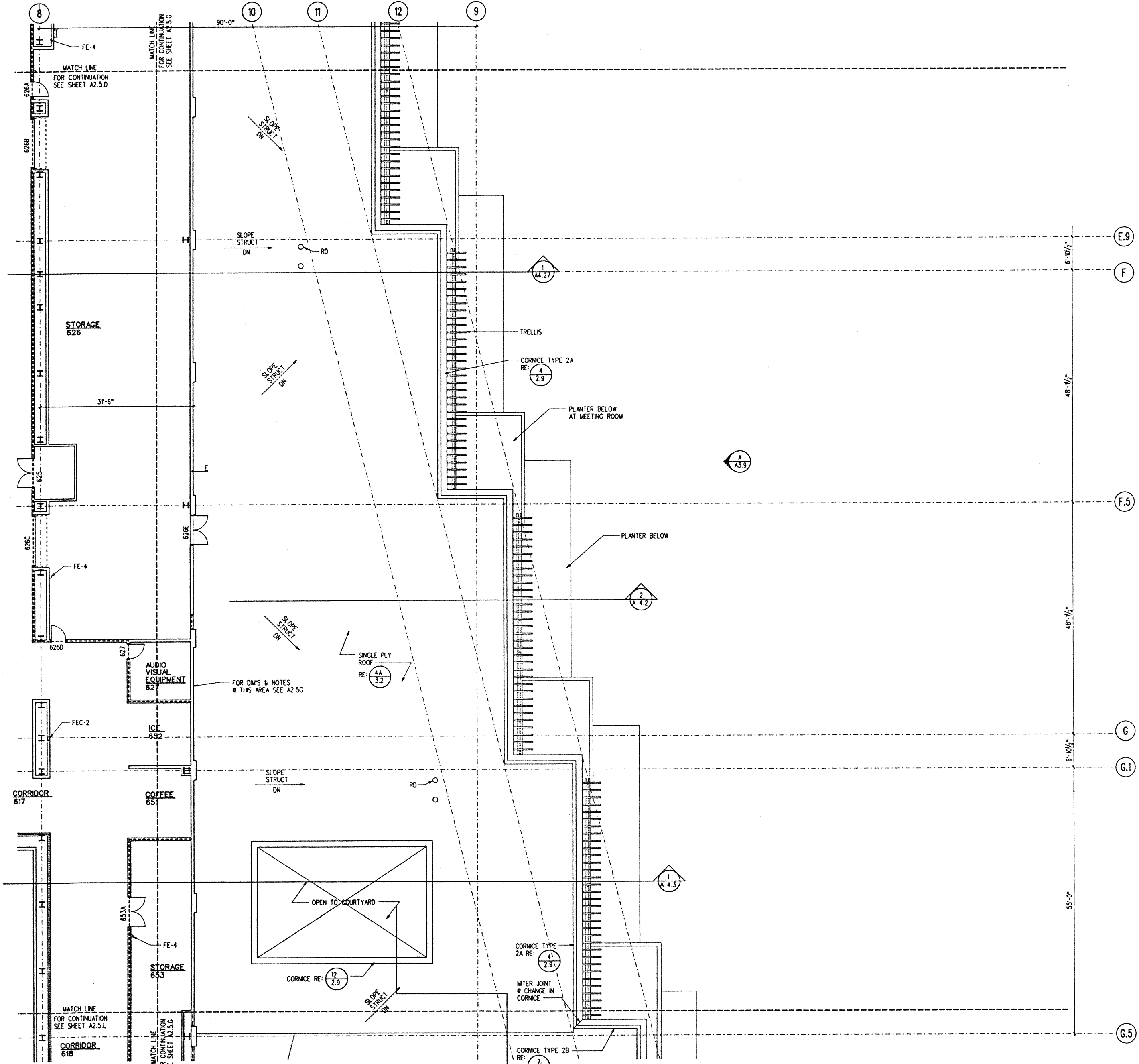
No.	Date	By	Description
12-15-95			FINAL DOCUMENTS
10-17-95			OCTOBER COORDINATION
9-15-95			BUILDING PERMIT SET

Sheet Title

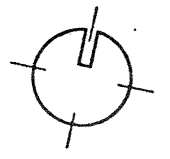
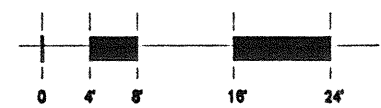
BALLROOM LEVEL SECTOR H FLOOR PLAN

Designed: GL, KPC
 Drawn: TM, RR, ML, BT, DJ
 Checked: RZ, OR, HM
 Date: 8-14-95
 Job No.: 90036 02.9
 Sheet No.:


A 2.5.H



BALLROOM LEVEL SECTOR H
1/8" = 1'-0"



PLotted: 8-18-95



Hawai'i Convention Center

Convention Center Authority
Honolulu, HI


Wimberly Allison Tong & Goo, Inc.
Honolulu, HI

in association with

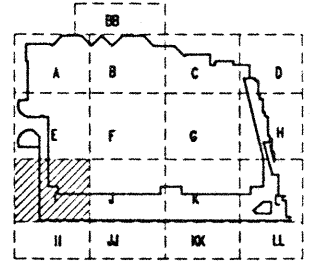
Loschky Marquardt & Nesholm
Seattle, WA

NORDIC / PCL
A Joint Venture
Honolulu, HI

Consultants



This work was prepared by me or under my supervision and construction of this project will be under my observation.



Revisions

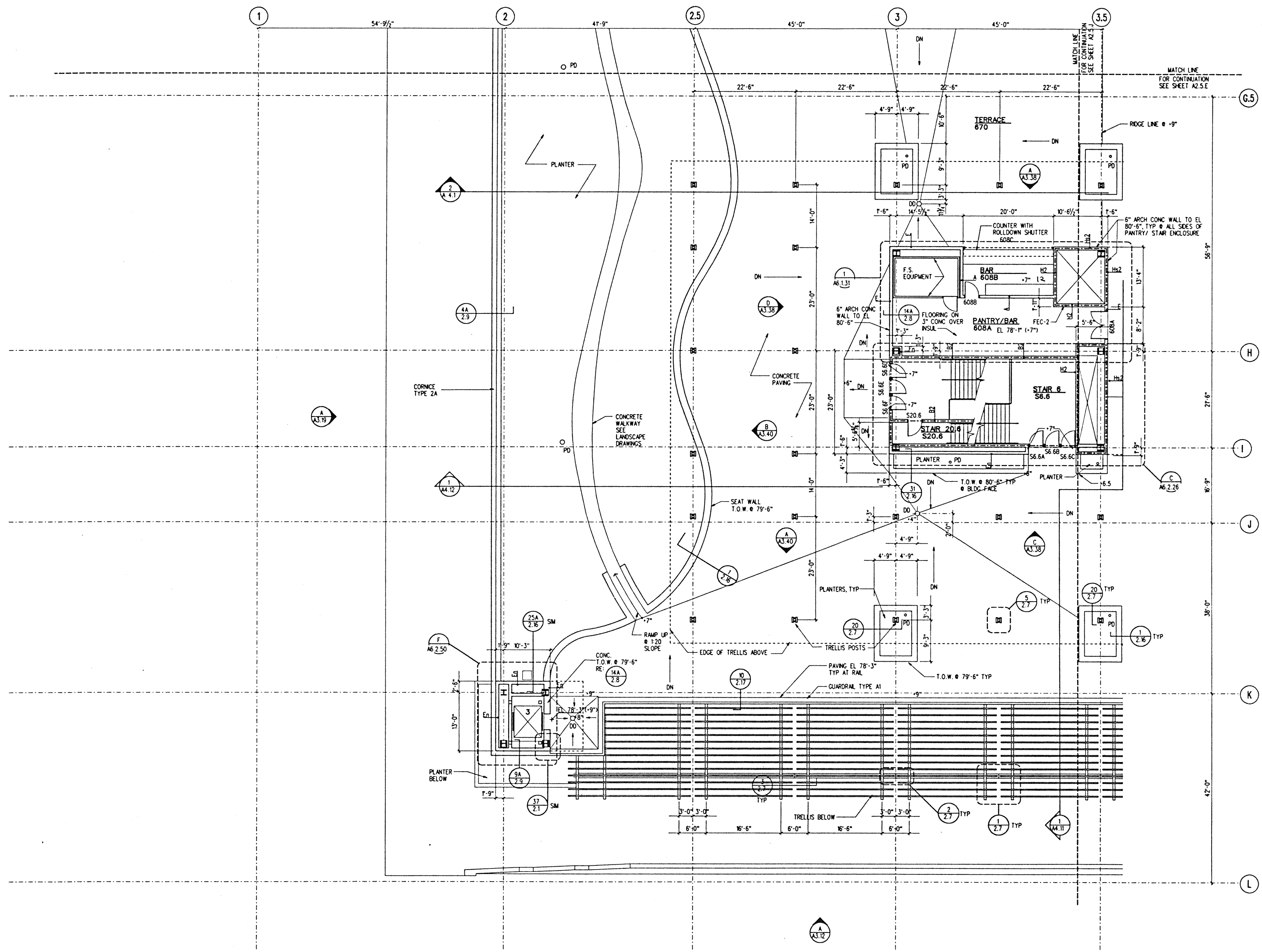
No.	Date	By	Description
12-15-95			FINAL DOCUMENTS
10-17-95			OCTOBER COORDINATION
9-15-95			BUILDING PERMIT SET

Sheet Title

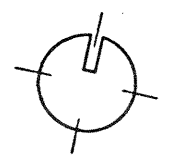
BALLROOM LEVEL SECTOR I FLOOR PLAN


Designed	GL, KJPC
Drawn	TM, RR, MI, BT, DJ
Checked	RZ, OR, HM
Date	8-14-95
Job No.	83036.02.9
Sheet No.	

A 2.5.1



BALLROOM LEVEL SECTOR I
1/8" = 1'-0"





Hawai'i Convention Center

Convention Center Authority
Honolulu, HI

Wimberly Allison Tong & Goo, Inc.
Honolulu, HI

in association with

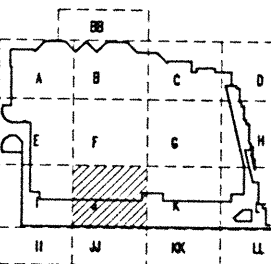
Loschky Marquardt & Nesholm
Seattle, WA

NORDIC / PCL
A Joint Venture
Honolulu, HI

Consultants

This work was prepared by me or under my supervision and construction of this project will be under my observation.

Edward J. Walshe
Professional Engineer
No. 5343
HAWAII, U.S.A.



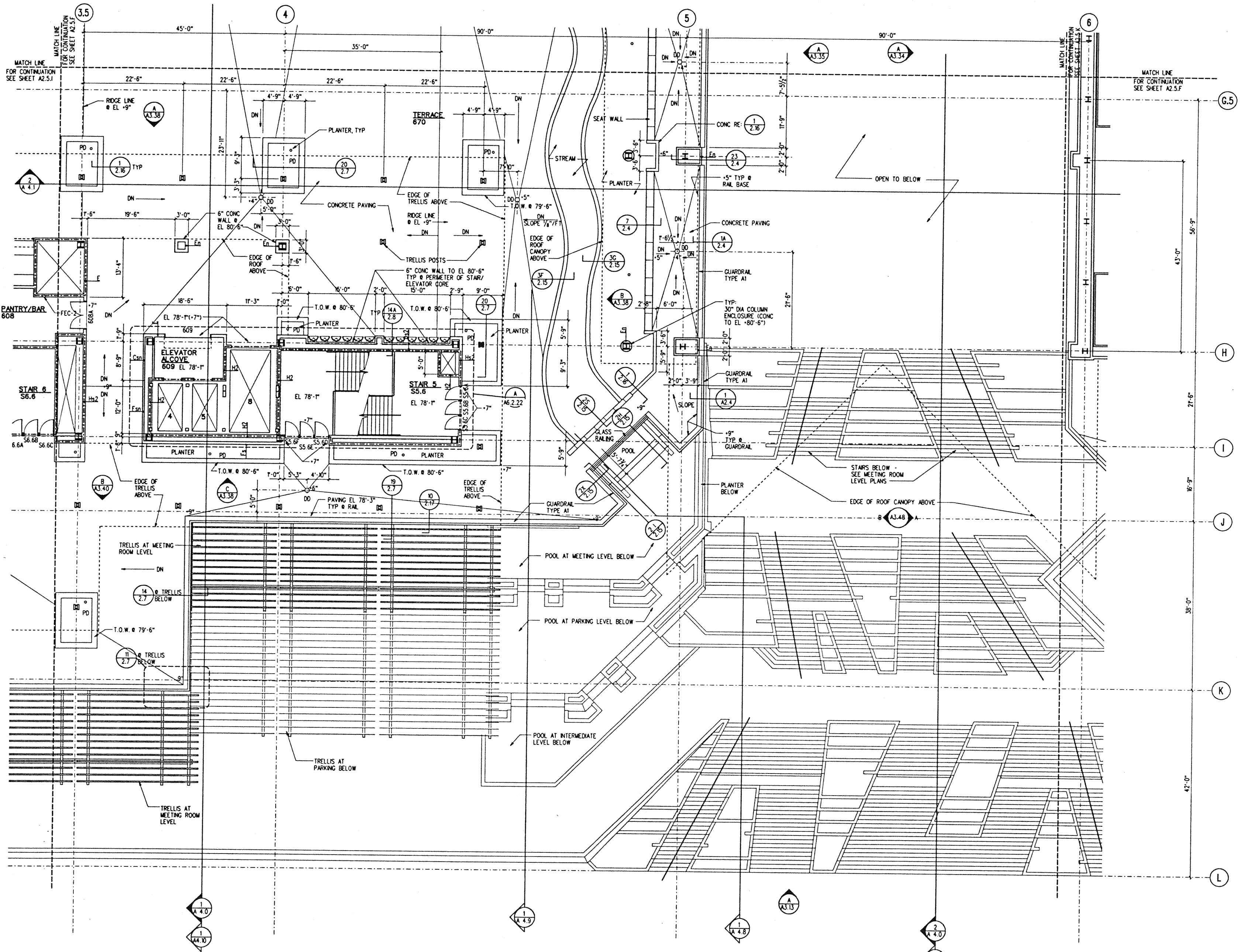
Revisions

No.	Date	Description
12-15-95		FINAL DOCUMENTS
10-17-95		OCTOBER COORDINATION
9-15-95		BUILDING PERMIT SET

Sheet Title


BALLROOM LEVEL SECTOR J FLOOR PLAN

Designed: GL, KJPC
Drawn: TM, FR, HL, BT, DU
Checked: RZ, OR, HM
Date: 8-14-95
Job No.: 93036 02.9
Sheet No.:



BALLROOM LEVEL SECTOR J
1/8" = 1'-0"





Hawai'i Convention Center

Convention Center Authority
Honolulu, HI


Wimberly Allison Tong & Goo, Inc.
Honolulu, HI

In association with

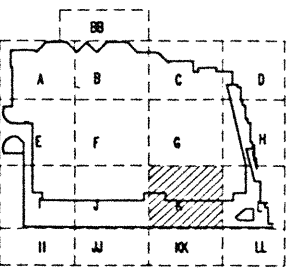
Loschky Marquardt & Nesholm
Seattle, WA

NORDIC / PCL
A Joint Venture
Honolulu, HI

Consultants



This work was prepared by me or under my supervision and construction of this project will be under my observation.
Ernest W. Wai
Supervisor as defined in Title 19 of the Rules and Regulations of the Board of Professional Engineers, Architects, and Surveyors of the State of Hawaii.



Revisions

No.	Date	By	Description
12-15-95			FINAL DOCUMENTS
10-17-95			OCTOBER COORDINATION
8-15-95			BUILDING PERMIT SET

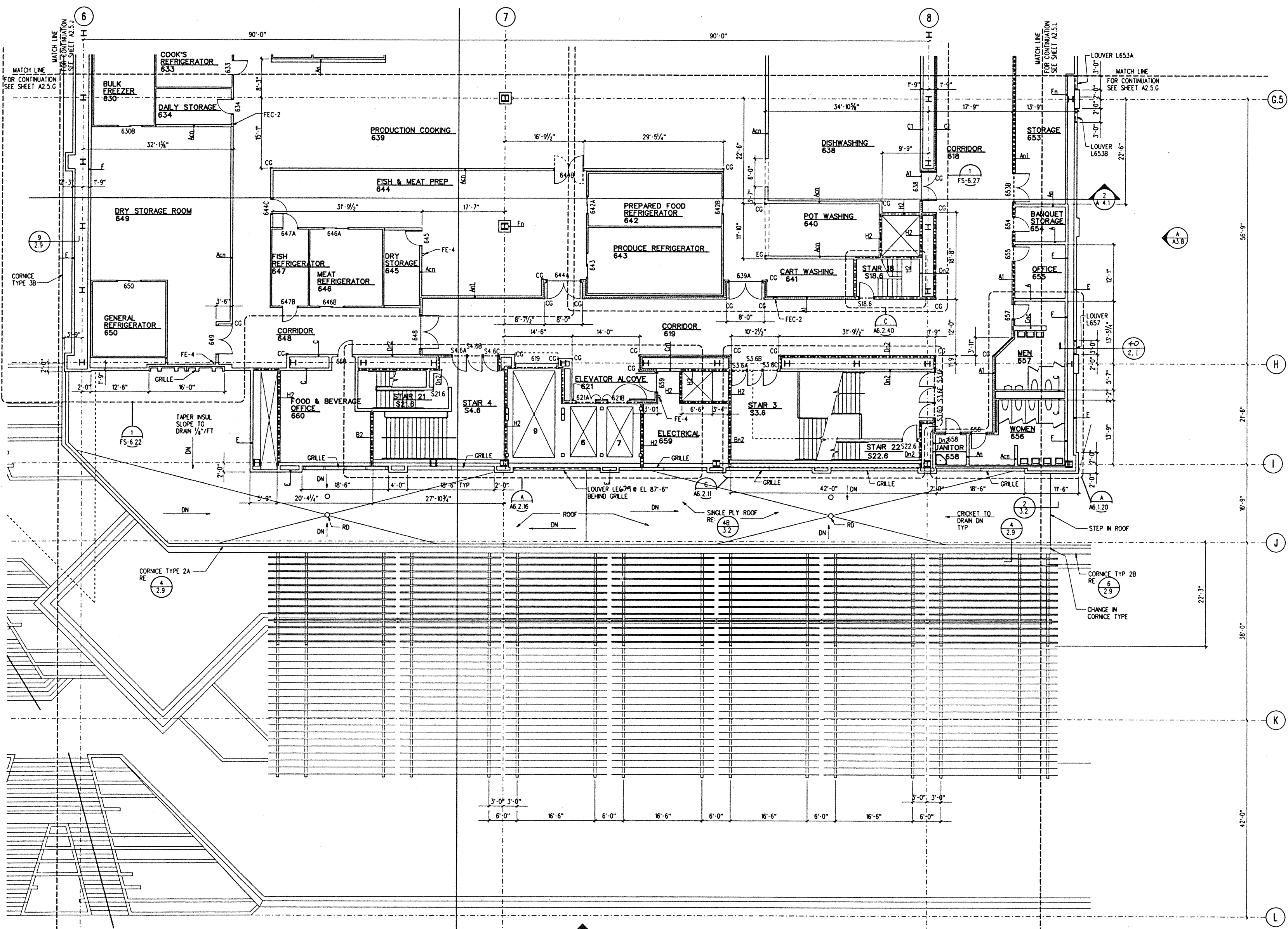
No. Date By Description

Sheet Title

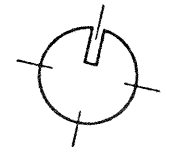
BALLROOM LEVEL SECTOR K FLOOR PLAN


Designed	GL, KNPC
Drawn	TM, RRL, MI, BT, DU
Checked	RZ, OR, HM
Date	8-14-95
Job No.	93036.02.9
Sheet No.	

A 2.5.K



BALLROOM LEVEL SECTOR K
1/8" = 1'-0"





Hawai'i Convention Center

Convention Center Authority
Honolulu, HI

Wimberly Allison Tong & Goo, Inc.
Honolulu, HI

in association with

Loschky Marquardt & Nesholm
Seattle, WA

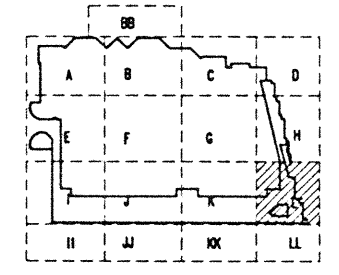
NORDIC /PCL
A Joint Venture
Honolulu, HI

Consultants

The work was prepared by me or under my supervision and construction of this project will be under my observation.

Eric T. Tabor

Supervisor as defined in Title 10, Chapter 10 Section 1.02 of the Rules and Regulations of the Board of Professional Engineers, Architects, and Surveyors of the State of Hawaii.

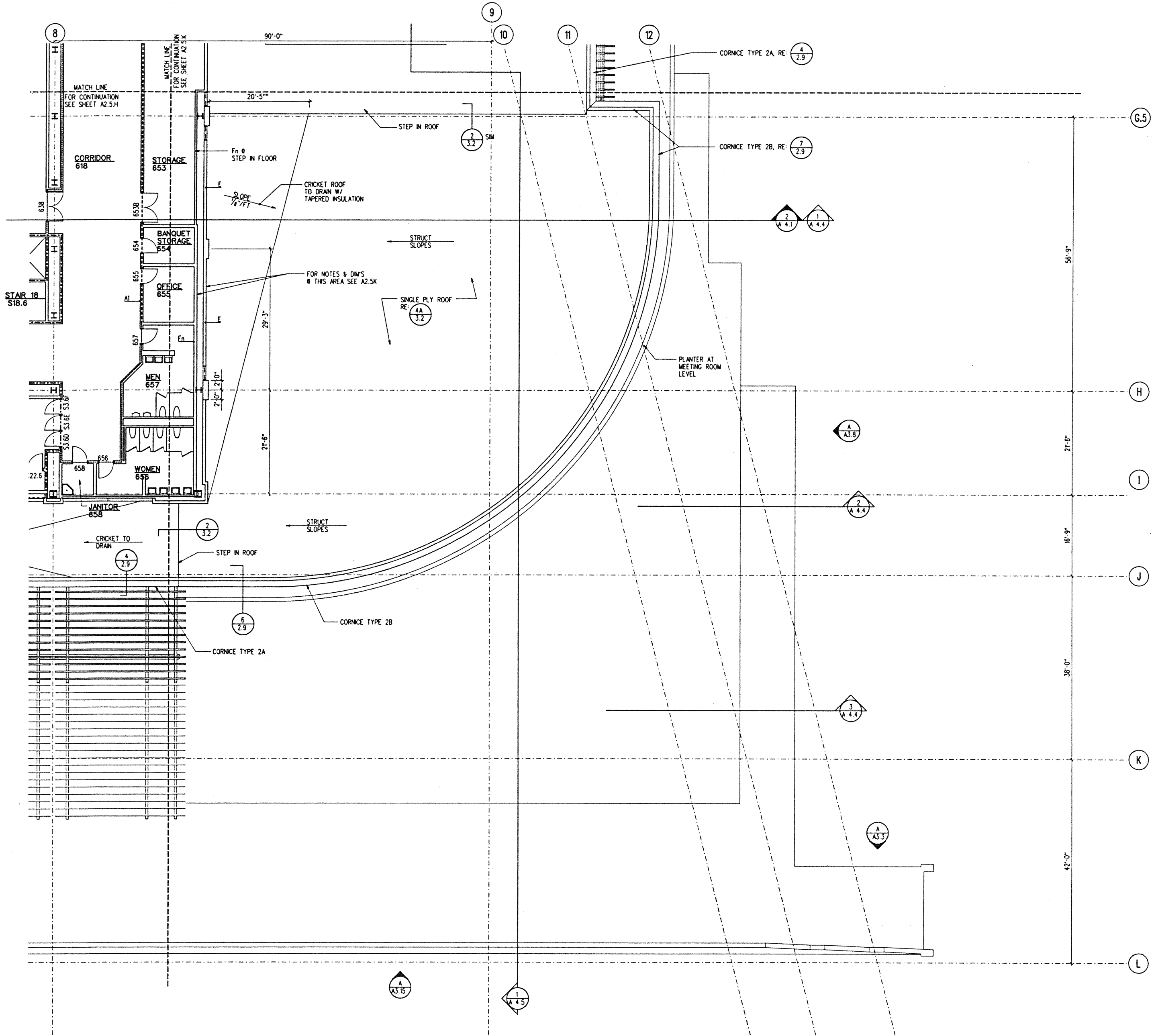


Revisions

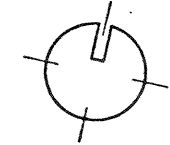

No.	Date	By	Description
12-15-95			FINAL DOCUMENTS
10-17-95			OCTOBER COORDINATION
9-15-95			BUILDING PERMIT SET

BALLROOM LEVEL SECTOR L FLOOR PLAN


Designed	GL, KJPC
Drawn	TM, RR, M, BT, DJ
Checked	RZ, OR, HM
Date	8-14-95
Job No.	93036 02 9
Sheet No.	



BALLROOM LEVEL SECTOR L
1/8" = 1'-0"



A 2.5.L



Hawai'i Convention Center

Convention Center Authority
Honolulu, HI

Wimberly Allison Tong & Goo, Inc.
Honolulu, HI

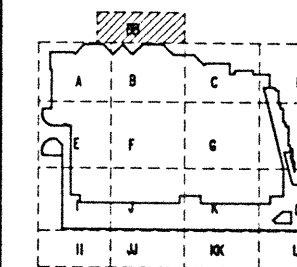
in association with

Loschky Marquardt & Nesholm
Seattle, WA

NORDIC / PCL
A Joint Venture
Honolulu, HI

Consultants

This work was prepared by me or under my supervision and construction of this project will be under my observation.
Robert W. Wilson
Supervisor as defined in Title 10 Chapter 10, Section 10-109 of the Rules and Regulations of the Board of Professional Engineers, Architects and Surveyors of the State of Hawaii.



Revisions

No.	Date	By	Description
12-15-95			FINAL DOCUMENTS
10-17-95			OCTOBER COORDINATION
9-15-95			BUILDING PERMIT SET

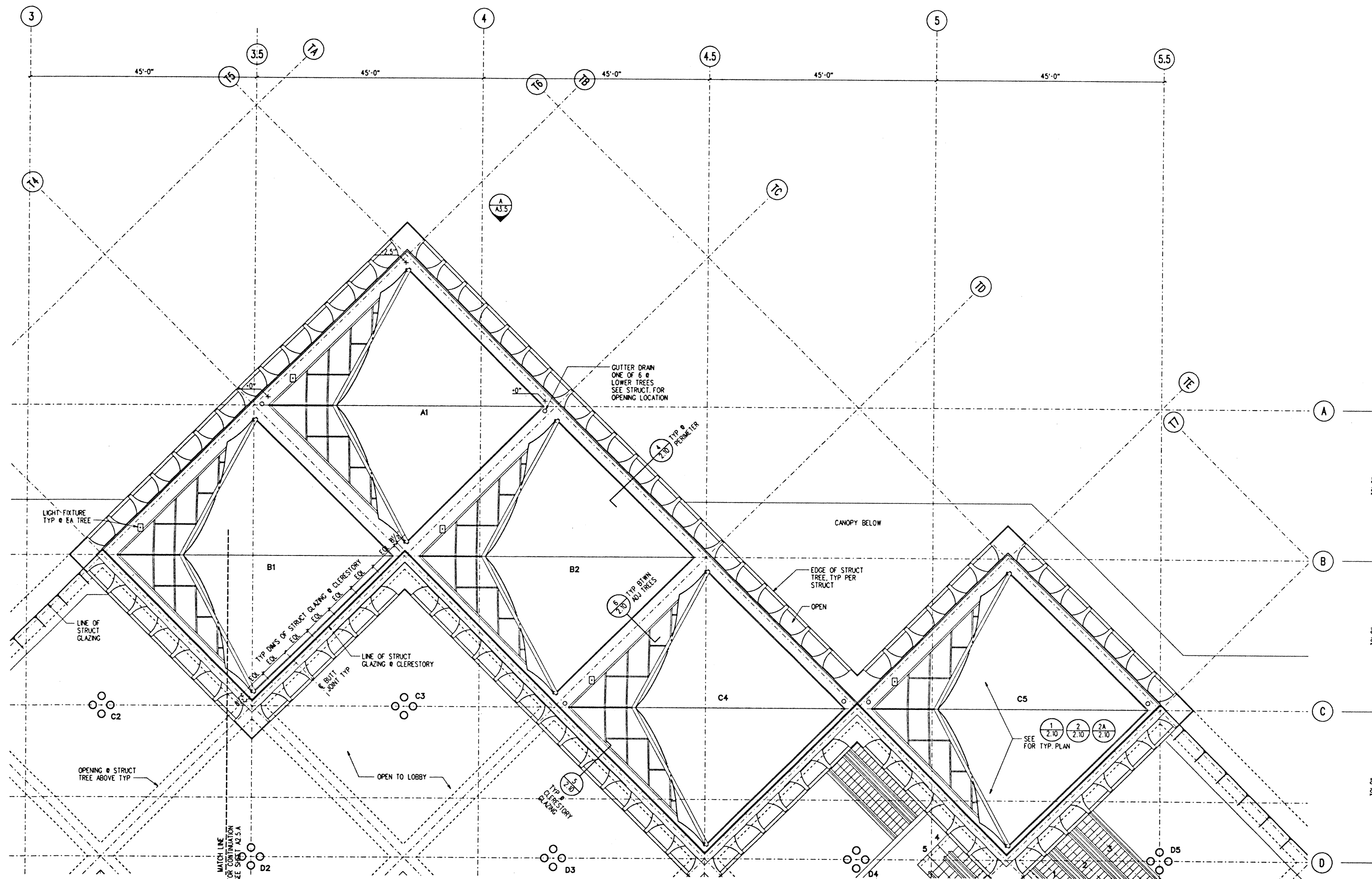
Sheet Title

BALLROOM LEVEL SECTOR BB PLAN

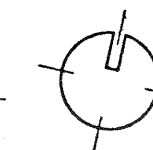
Designed	GL, KNPC
Drawn	TM, RR, M, BT, DJ
Checked	RZ, OR, HM
Date	8-14-95
Job No.	93036 02.9


Sheet No.

A 2.5.BB



BALLROOM LEVEL SECTOR BB
1/8" = 1'-0"





Hawai'i Convention Center

Convention Center Authority
Honolulu, HI

Wimberly Allison Tong & Goo, Inc.
Honolulu, HI

in association with

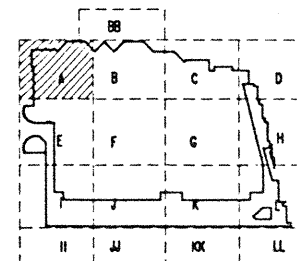
Loschky Marquardt & Nesholm
Seattle, WA

NORDIC / PCL
A Joint Venture
Honolulu, HI

Consultants

THE WORK WAS PREPARED BY ME OR UNDER MY SUPERVISION AND CONSTRUCTION OF THIS PROJECT WILL BE UNDER MY OBSERVATION.

Edward J. Williams
EDWARD J. WILLIAMS
LICENSED PROFESSIONAL ARCHITECT
No. 5343
HAWAII, U.S.A.



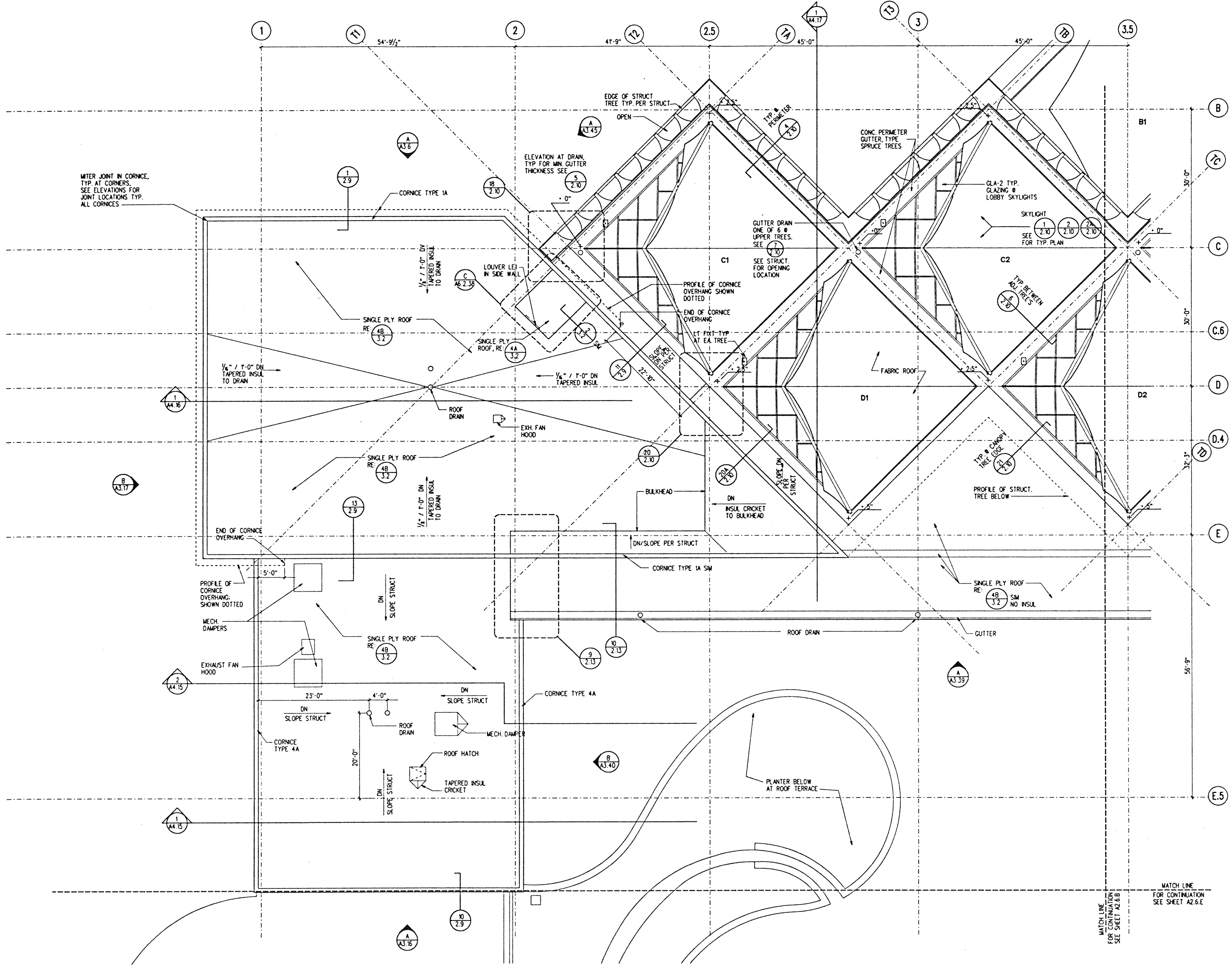
Revisions

No.	Date	By	Description
12-15-95			FINAL DOCUMENTS
10-17-95			OCTOBER COORDINATION
9-15-95			BUILDING PERMIT SET

Sheet Title

PENTHOUSE LEVEL SECTOR A FLOOR PLAN

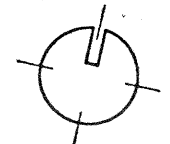

Designed	GL, KNPC
Drawn	TM, FR, MI, BT, DJ
Checked	RZ, OR, HM
Date	8-14-95
Job No.	93026 02 9
Sheet No.	




MITER JOINT IN CORNICE, TYP. AT CORNERS. SEE ELEVATIONS FOR JOINT LOCATIONS TYP. ALL CORNICES

MATCH LINE FOR CONTINUATION SEE SHEET A2.6.B
MATCH LINE FOR CONTINUATION SEE SHEET A2.6.E

PENTHOUSE LEVEL SECTOR A 1/8" = 1'-0"





Hawai'i Convention Center

Convention Center Authority
Honolulu, HI

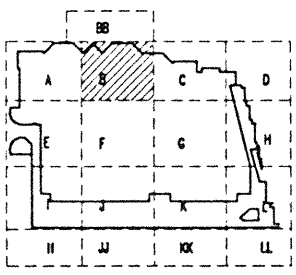
Wimberly Allison Tong & Goo, Inc.
Honolulu, HI
in association with
Loschky Marquardt & Nesholm
Seattle, WA

NORDIC / PCL
A Joint Venture
Honolulu, HI

Consultants

This work was prepared by me or under my supervision and construction of this project will be under my observation.

Ernest W. White
Professional Engineer
No. 5343
HAWAII, U.S.A.

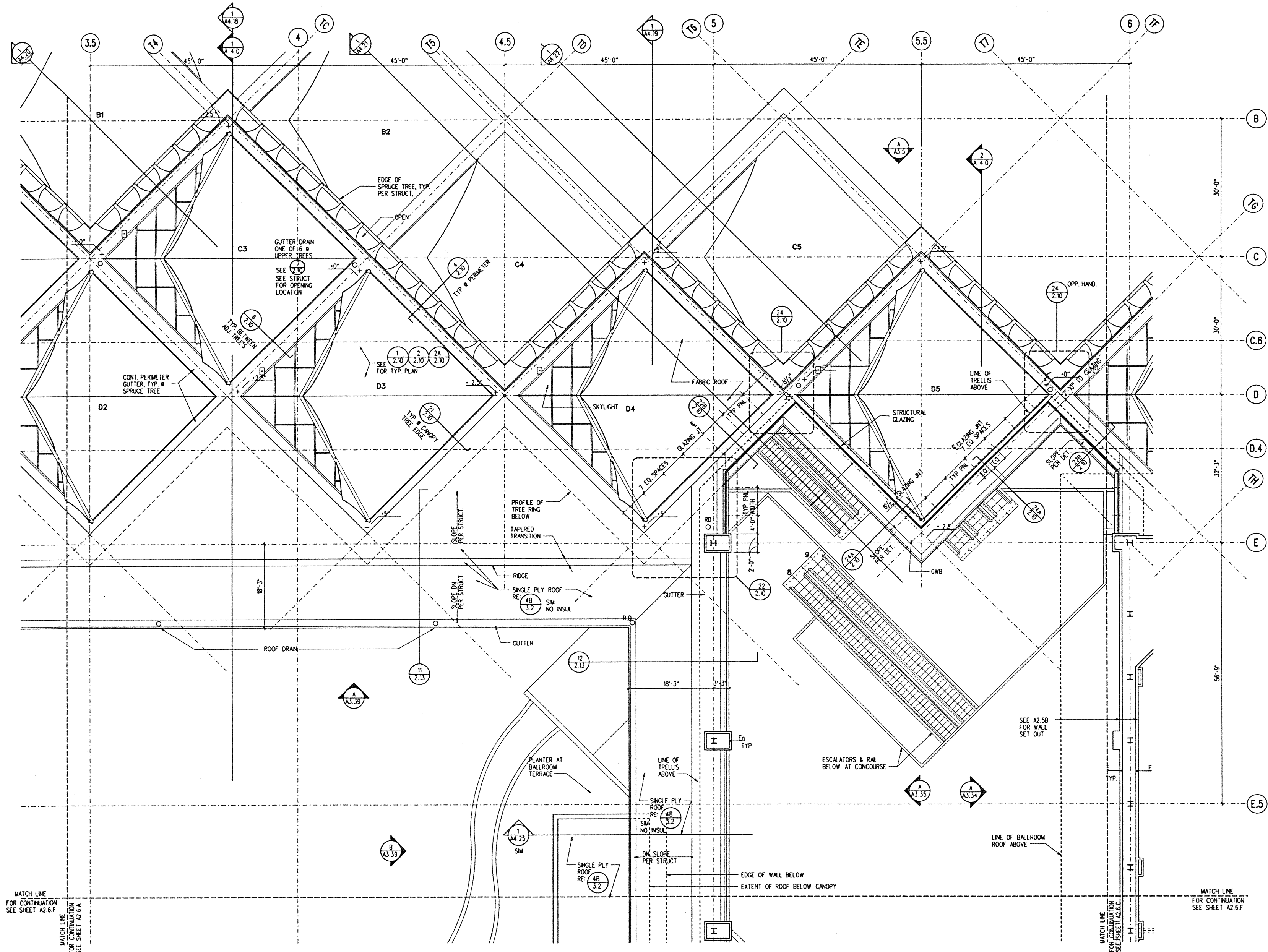


No.	Date	By	Description
12-15-95			FINAL DOCUMENTS
10-17-95			OCTOBER COORDINATION
9-15-95			BUILDING PERMIT SET

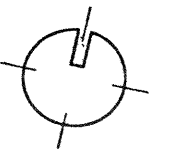
Sheet Title

PENTHOUSE LEVEL SECTOR B FLOOR PLAN

Designed: GL, KNPC
Drawn: TM, RR, M, BT, DJ
Checked: RZ, OR, HM
Date: 9-14-95
Job No.: 93036 02.9
Sheet No.:



PENTHOUSE LEVEL SECTOR B
1/8" = 1'-0"



A 2.6.B



Hawai'i Convention Center

Convention Center Authority
Honolulu, HI


Wimberly Allison Tong & Goo, Inc.
Honolulu, HI

in association with

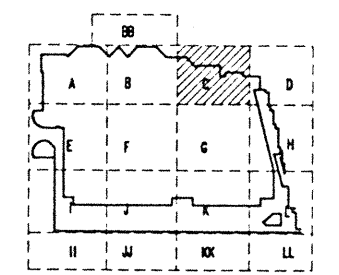
Loschky Marquardt & Nesholm
Seattle, WA

NORDIC / PCL
A Joint Venture
Honolulu, HI

Consultants



This work was prepared by me or under my supervision and construction of this project will be under my observation.



Revisions

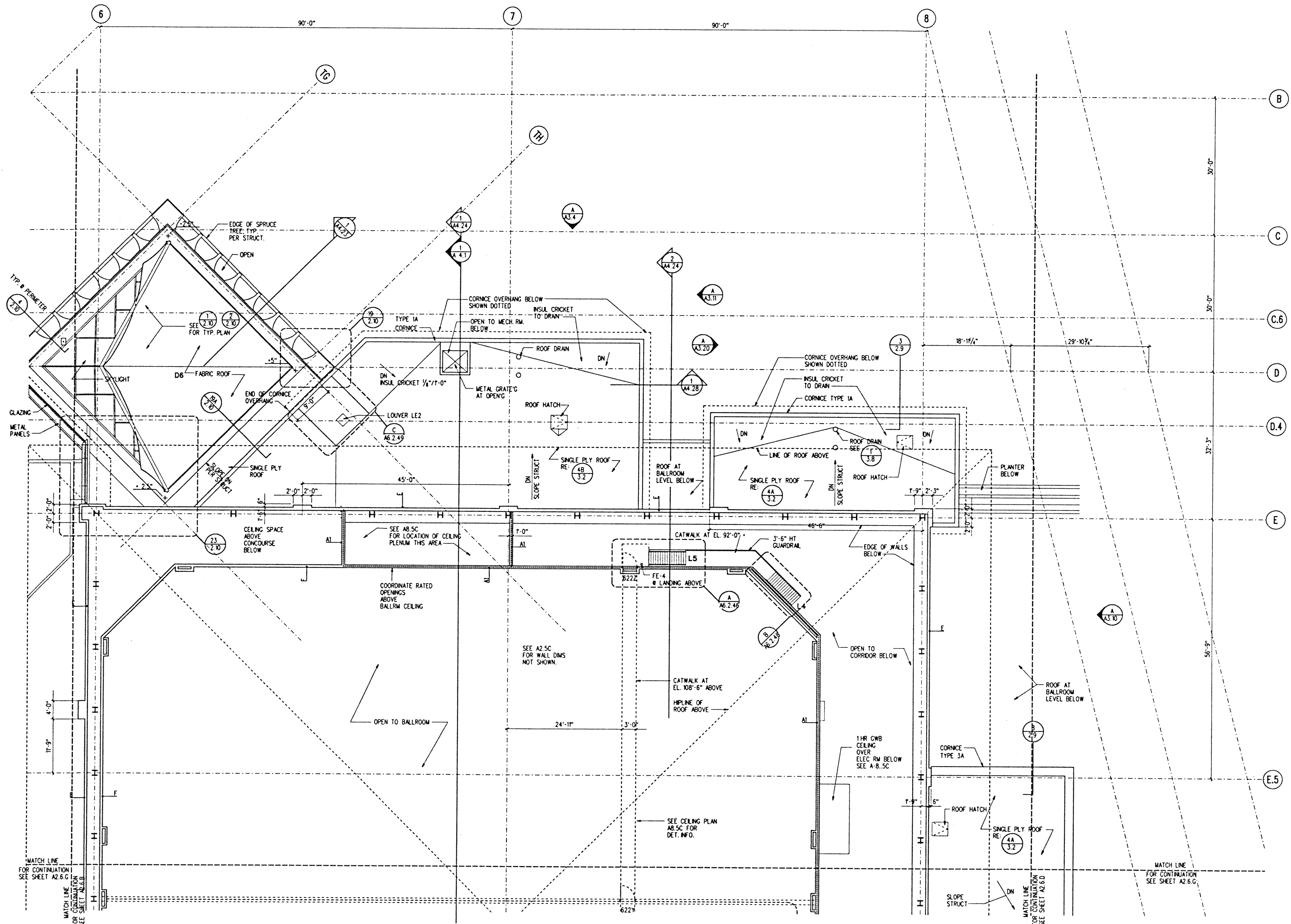
No.	Date	By	Description
12-15-95			FINAL DOCUMENTS
10-17-95			OCTOBER COORDINATION
9-15-95			BUILDING PERMIT SET

Sheet Title

PENTHOUSE LEVEL SECTOR C FLOOR PLAN

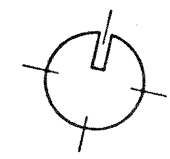

Designed	GL, KNPC
Drawn	TM, RR, M, BT, DJ
Checked	RZ, OR, HM
Date	8-14-95
Job No.	93036 02.9
Sheet No.	


A 2.6.C



PENTHOUSE LEVEL SECTOR C

1/8" = 1'-0"





Hawai'i Convention Center

Convention Center Authority
Honolulu, HI

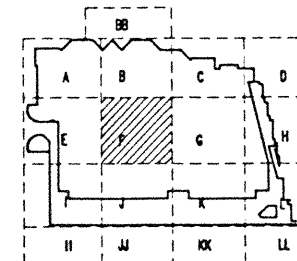
Wimberly Allison Tong & Goo, Inc.
Honolulu, HI

in association with
Loschky Marquardt & Nesholm
Seattle, WA

NORDIC / PCL
A Joint Venture
Honolulu, HI

Consultants

This work was prepared by me or under my supervision and construction of this project will be under my observation.
Ernest W. Wai
Supervisor as defined in Title 19, Chapter 10, Section 1205 of the Rules and Regulations of the Board of Professional Engineers, Architects, and Surveyors of the State of Hawaii.



Revisions

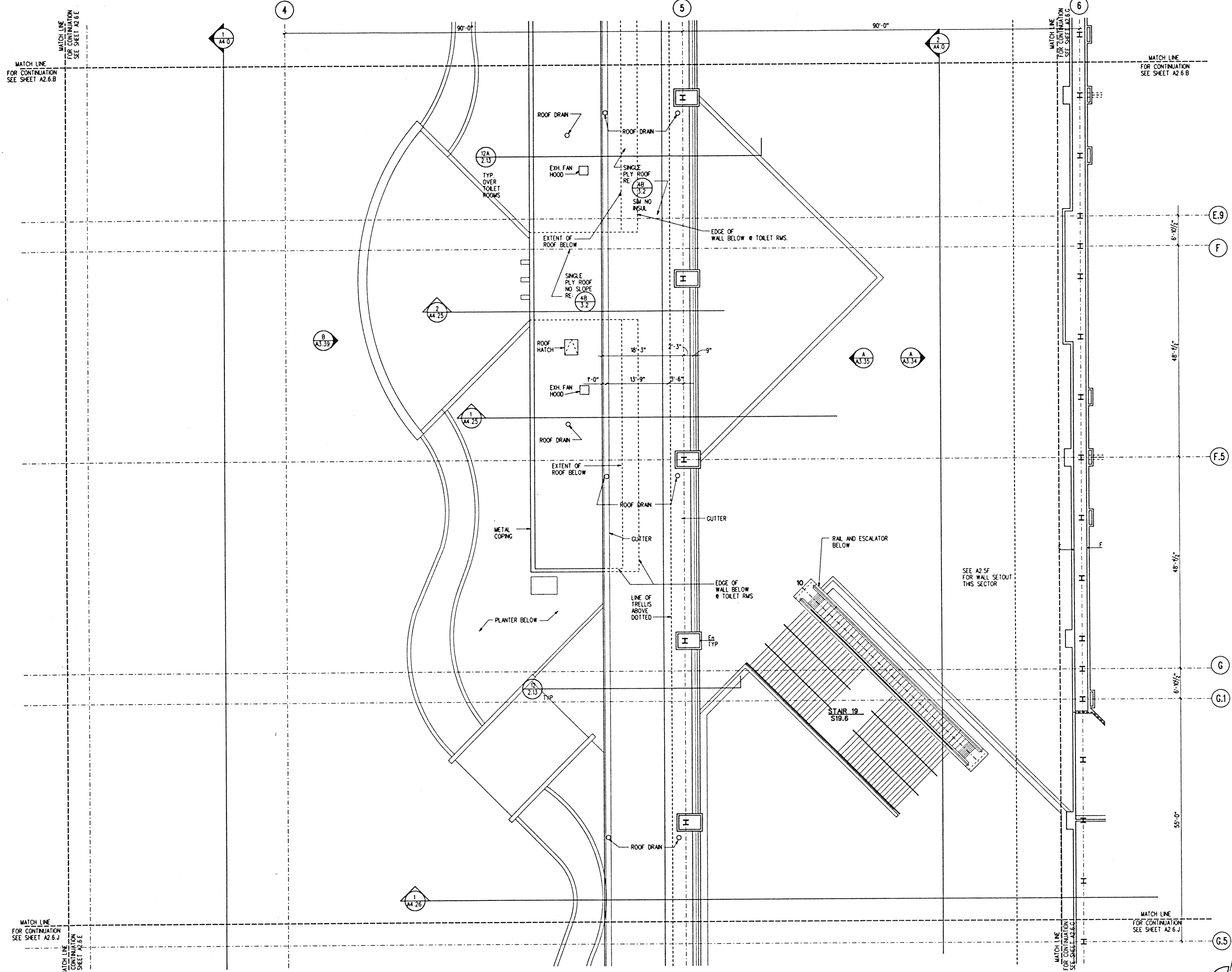
12-15-95	FINAL DOCUMENTS
10-17-95	OCTOBER COORDINATION
9-15-95	BUILDING PERMIT SET

No.	Date	By	Description
-----	------	----	-------------

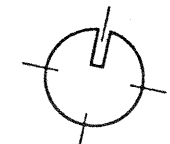
Sheet Title
**PENTHOUSE LEVEL
SECTOR F
FLOOR PLAN**


Designed	GL, KNPC
Drawn	TM, RR, M, BT, DJ
Checked	RZ, OR, HM
Date	9-14-95
Job No.	93036 02 9
Sheet No.	

A 2.6.F



PENTHOUSE LEVEL SECTOR F
1/8" = 1'-0"





Hawai'i Convention Center

Convention Center Authority
Honolulu, HI

Wimberly Allison Tong & Goo, Inc.
Honolulu, HI

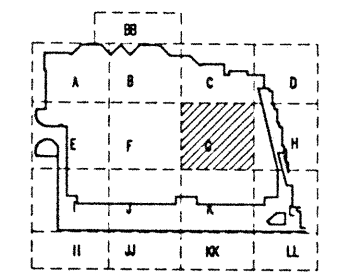
in association with

Loschky Marquardt & Neshoim
Seattle, WA

NORDIC / PCL
A Joint Venture
Honolulu, HI

Consultants

Professional Engineer Seal:
 License No. 5343
 State of Hawaii
 This work was prepared by me or under my supervision and construction of this project will be under my observation.
Edward J. Wainane
 Supervised as defined in Title VII Chapter 10 Section 1309 of the Rules and Regulations of the Board of Professional Engineers, Architects, and Surveyors of the State of Hawaii.



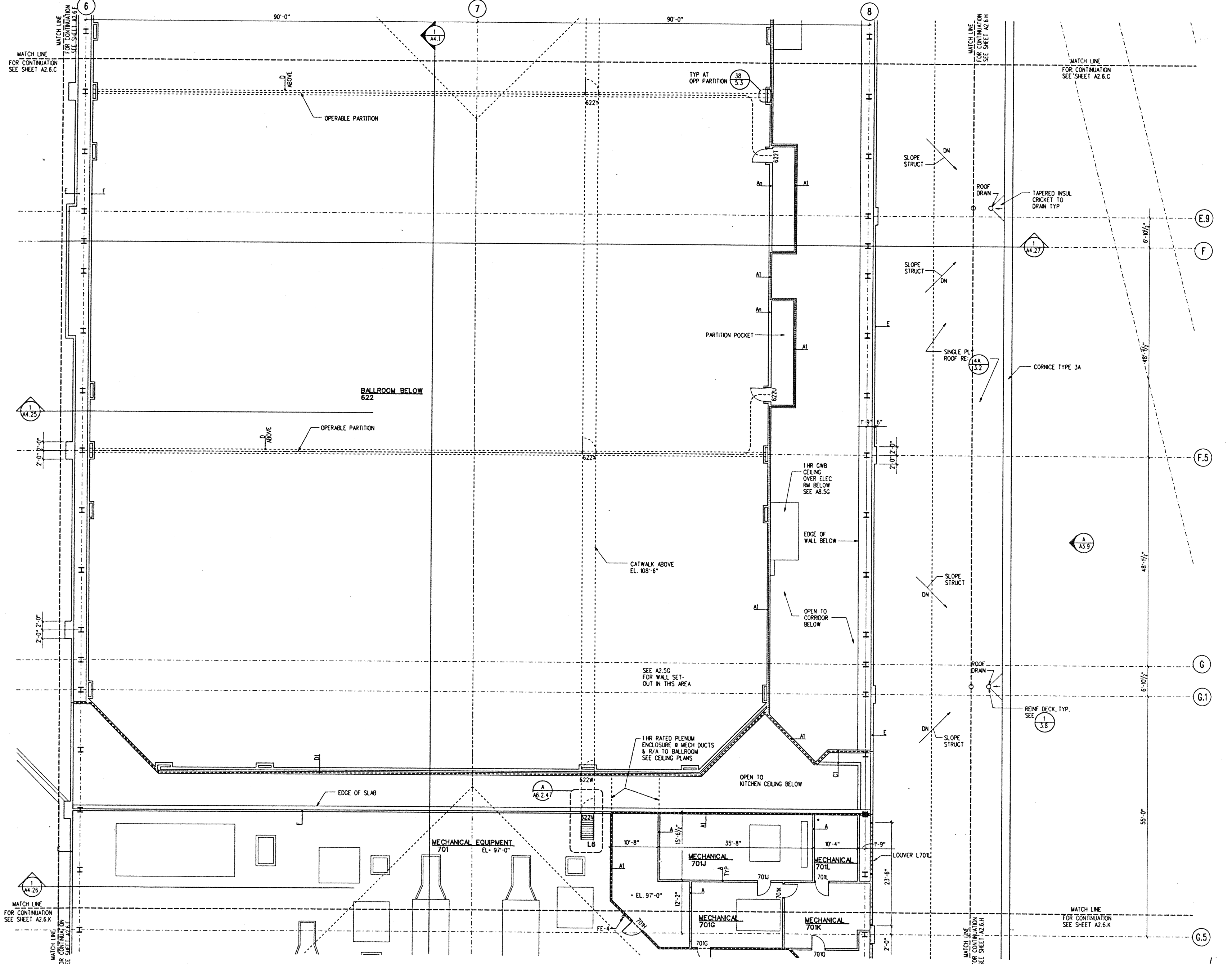
Revisions

No.	Date	By	Description
12-15-95			FINAL DOCUMENTS
10-17-95			OCTOBER COORDINATION
9-15-95			BUILDING PERMIT SET

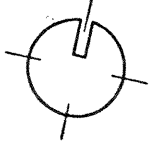
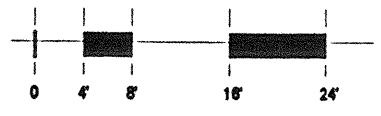
PENTHOUSE LEVEL SECTOR G FLOOR PLAN

Designed	GL, KNPC
Drawn	TM, RR, M, BT, DJ
Checked	RZ, OR, HM
Date	8-14-95
Job No.	83038 02.9
Sheet No.	


A 2.6.G



PENTHOUSE LEVEL SECTOR G
1/8" = 1'-0"



PLOTTED 02-DEC-1995 FILE: H:\A\A-9.59



Hawai'i Convention Center

Convention Center Authority
Honolulu, HI

Wimberly Allison Tong & Goo, Inc.
Honolulu, HI

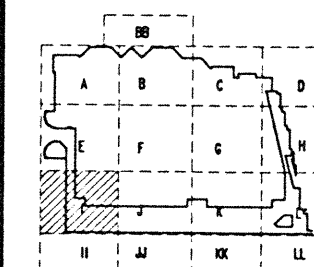
in association with

Loschky Marquardt & Nesholm
Seattle, WA

NORDIC / PCL
A Joint Venture
Honolulu, HI

Consultants

THE STATE OF HAWAII
LICENSED PROFESSIONAL ARCHITECT
No. 5343
HAWAII, U.S.A.
This work was prepared by me or under my supervision and construction of this project will be under my observation.
Ernest W. Wainane
Supervisor as defined in Title VII Chapter 10, Section 1309 of the Rules and Regulations of the Board of Professional Engineers, Architects and Surveyors of the State of Hawaii.



Revisions

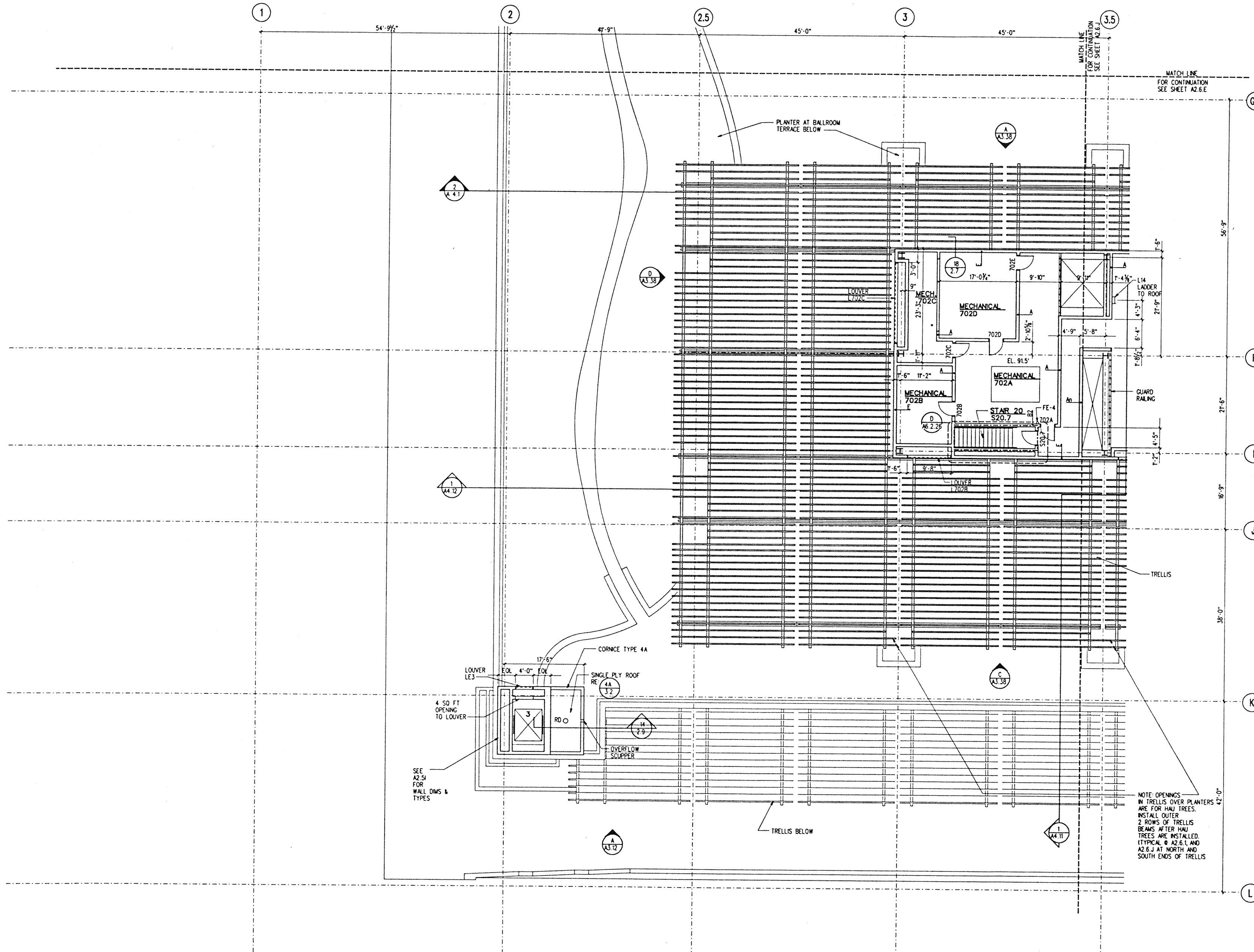
No.	Date	By	Description
12-15-95			FINAL DOCUMENTS
10-17-95			OCTOBER COORDINATION
9-15-95			BUILDING PERMIT SET

Sheet Title

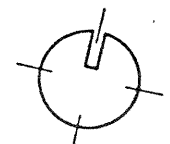

PENTHOUSE LEVEL
SECTOR I
FLOOR PLAN

Designed	GL, KJPC
Drawn	TM, RR, JM, BT, DJ
Checked	RZ, OR, HM
Date	8-14-95
Job No.	93036 02.9
Sheet No.	

A 2.6.1



PENTHOUSE LEVEL SECTOR I
1/8" = 1'-0"



PLOTTED: 11 DEC 1995 FILE: L:\PROJECTS\CONVENT\A2.6.1.dwg



Hawai'i Convention Center


Convention Center Authority
Honolulu, HI

Wimberly Allison Tong & Goo, Inc.
Honolulu, HI

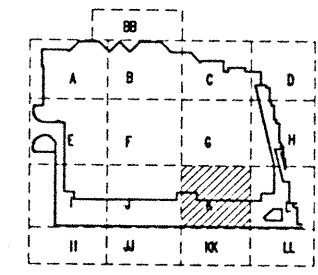
in association with
Loschly Marquardt & Nesholm
Seattle, WA

NORDIC / PCL
A Joint Venture
Honolulu, HI

Consultants



The work was prepared by me or under my supervision and construction of this project will be under my observation.
Eric T. Wehner
No. 5343
HAWAII, U.S.A.



Revisions

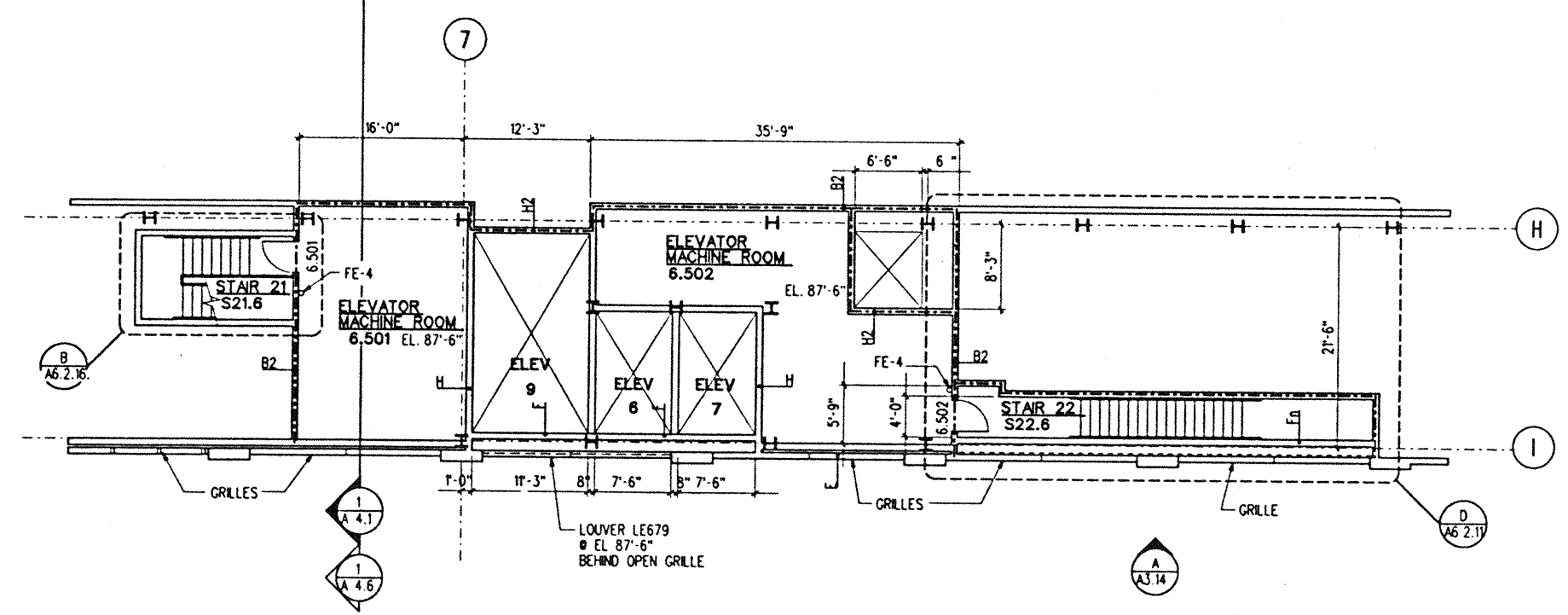
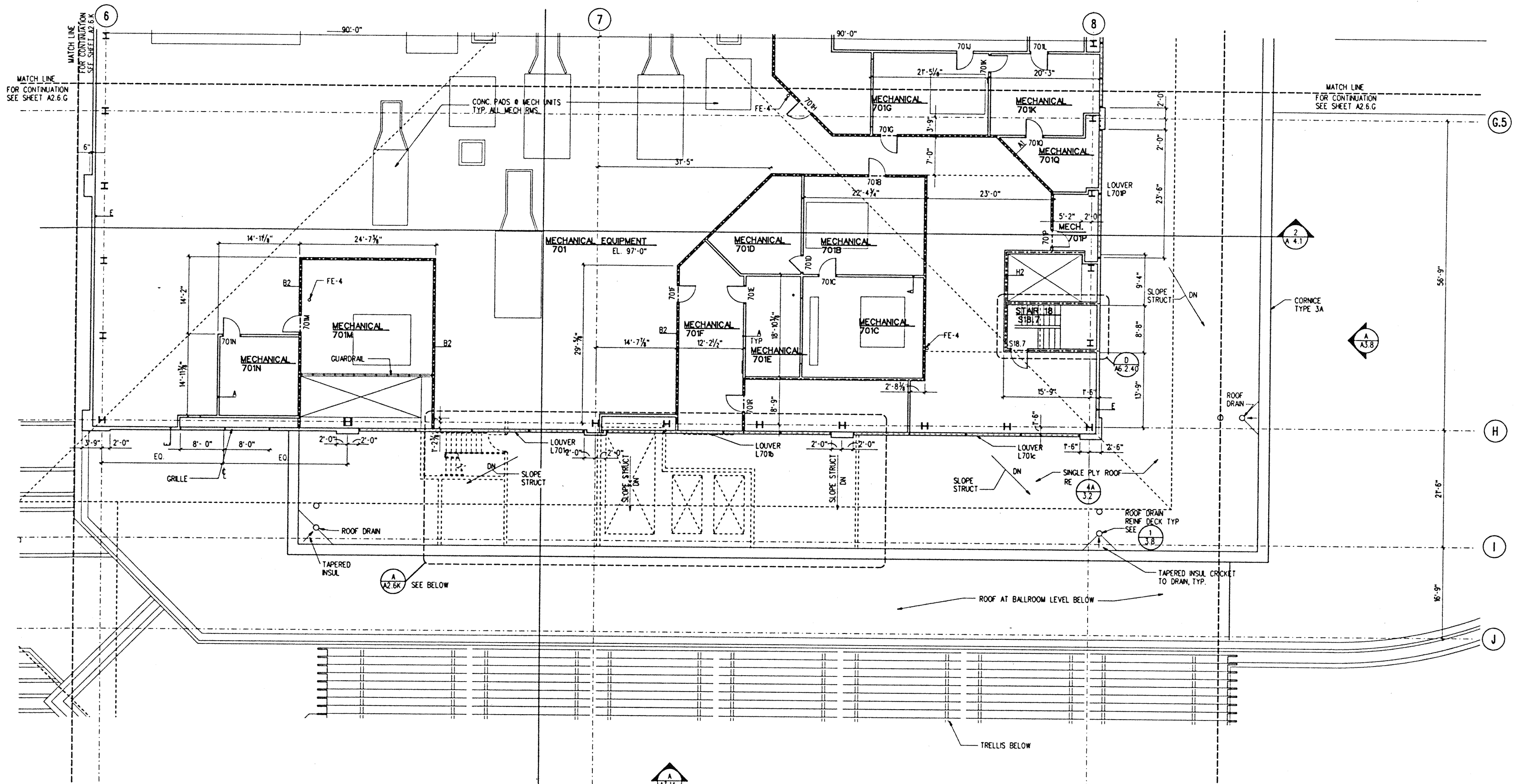
No.	Date	By	Description
12-15-95			FINAL DOCUMENTS
10-17-95			OCTOBER COORDINATION
9-15-95			BUILDING PERMIT SET

Sheet Title

PENTHOUSE LEVEL SECTOR K FLOOR PLAN

Designed	GL, KNPC
Drawn	TM, RRL, ML, BT, DJ
Checked	RZ, OR, HM
Date	8-14-95
Job No.	93036 (2) 9
Sheet No.	

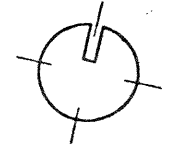
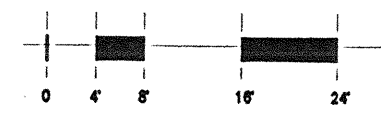
A 2.6.K



A PARTIAL PLAN ELEV. MACHINE ROOM
A2.6K 1/8" = 1'-0" EL. 87'-6"

PENTHOUSE LEVEL SECTOR K

1/8" = 1'-0"





Hawai'i Convention Center

Convention Center Authority
Honolulu, HI

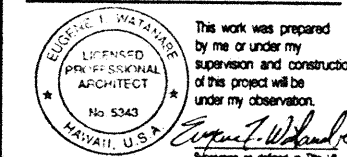
Wimberly Allison Tong & Goo, Inc.
Honolulu, HI

in association with

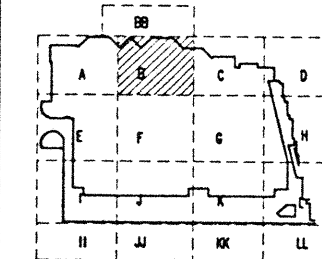
Loschky Marquardt & Nesholm
Seattle, WA

NORDIC / PCL
A Joint Venture
Honolulu, HI

Consultants



The work was prepared by me or under my supervision and construction of this project will be under my observation.



Revisions

12-15-95	FINAL DOCUMENTS
10-17-95	OCTOBER COORDINATION
9-15-95	BUILDING PERMIT SET

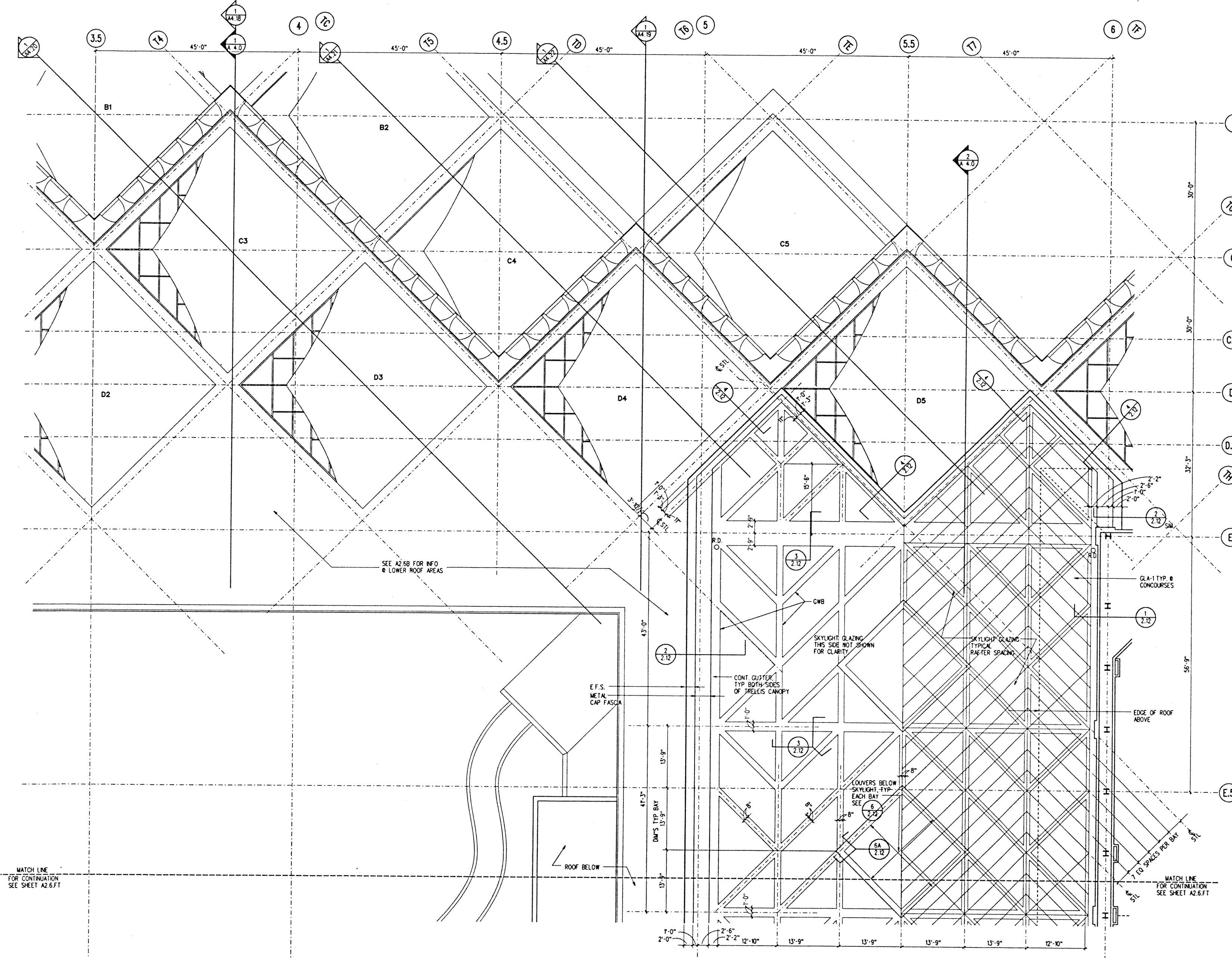
No. Date By Description

Sheet Title

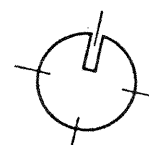

CONCOURSE TRELLIS LEVEL SECTOR B PLAN

Designed	GL, KNPC
Drawn	TM, PR, ME, BT, DU
Checked	RZ, OR, HM
Date	8-14-95
Job No.	93036 02 9
Sheet No.	

A 2.6.BT



TRELLIS LEVEL SECTOR B
1/8" = 1'-0"



PLOTTED: 02 DEC 1995 FILE: \PROJECTS\NCT\CONV\A2.6.BT



Hawai'i Convention Center

Convention Center Authority
Honolulu, HI


Wimberly Allison Tong & Goo, Inc.
Honolulu, HI

in association with

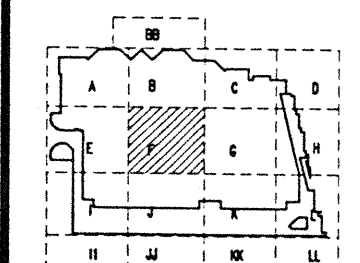
Loschky Marquardt & Nesholm
Seattle, WA

NORDIC /PCL
A Joint Venture
Honolulu, HI

Consultants



This work was prepared by me or under my supervision and construction of this project will be under my observation.
Signature of Edward W. Wai
No. 5343
HAWAII, U.S.A.



Revisions

12-15-95	FINAL DOCUMENTS
10-17-95	OCTOBER COORDINATION
9-15-95	BUILDING PERMIT SET

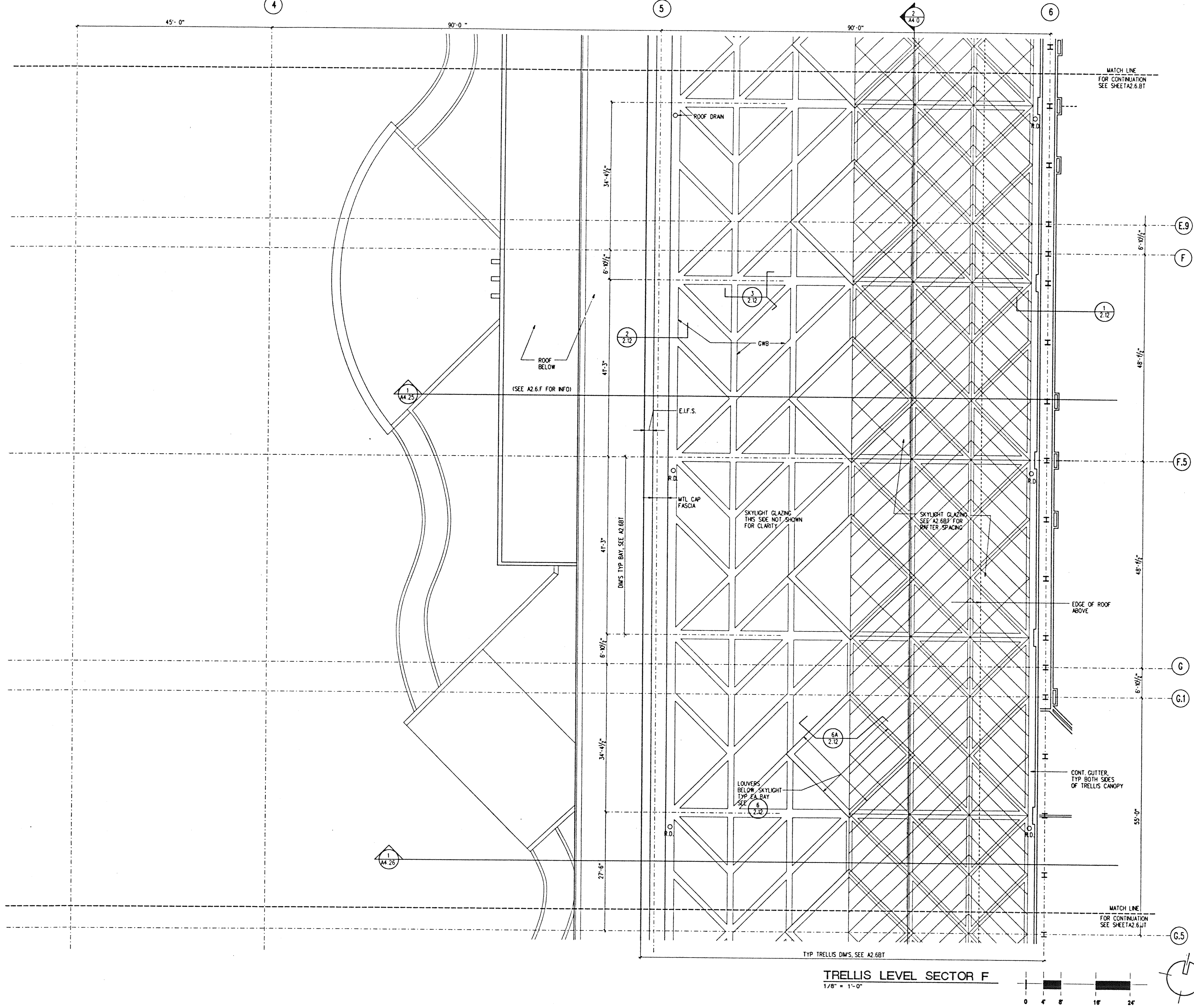
No. Date By Description


Sheet Title

CONCOURSE TRELLIS LEVEL SECTOR F PLAN

Designed	GL, KNPC
Drawn	TM, RR, ML, BT, DJ
Checked	RZ, OR, HM
Date	9-14-95
Job No.	93036 02 9
Sheet No.	

A 2.6.FT





Hawai'i Convention Center

Convention Center Authority
Honolulu, HI

Wimberly Allison Tong & Goo, Inc.
Honolulu, HI

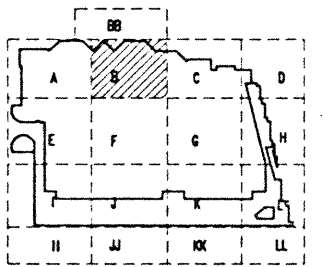
in association with

Loschky Marquardt & Nesholm
Seattle, WA

NORDIC / PCL
A Joint Venture
Honolulu, HI

Consultants

The work was prepared by me or under my supervision and construction of this project will be under my observation.



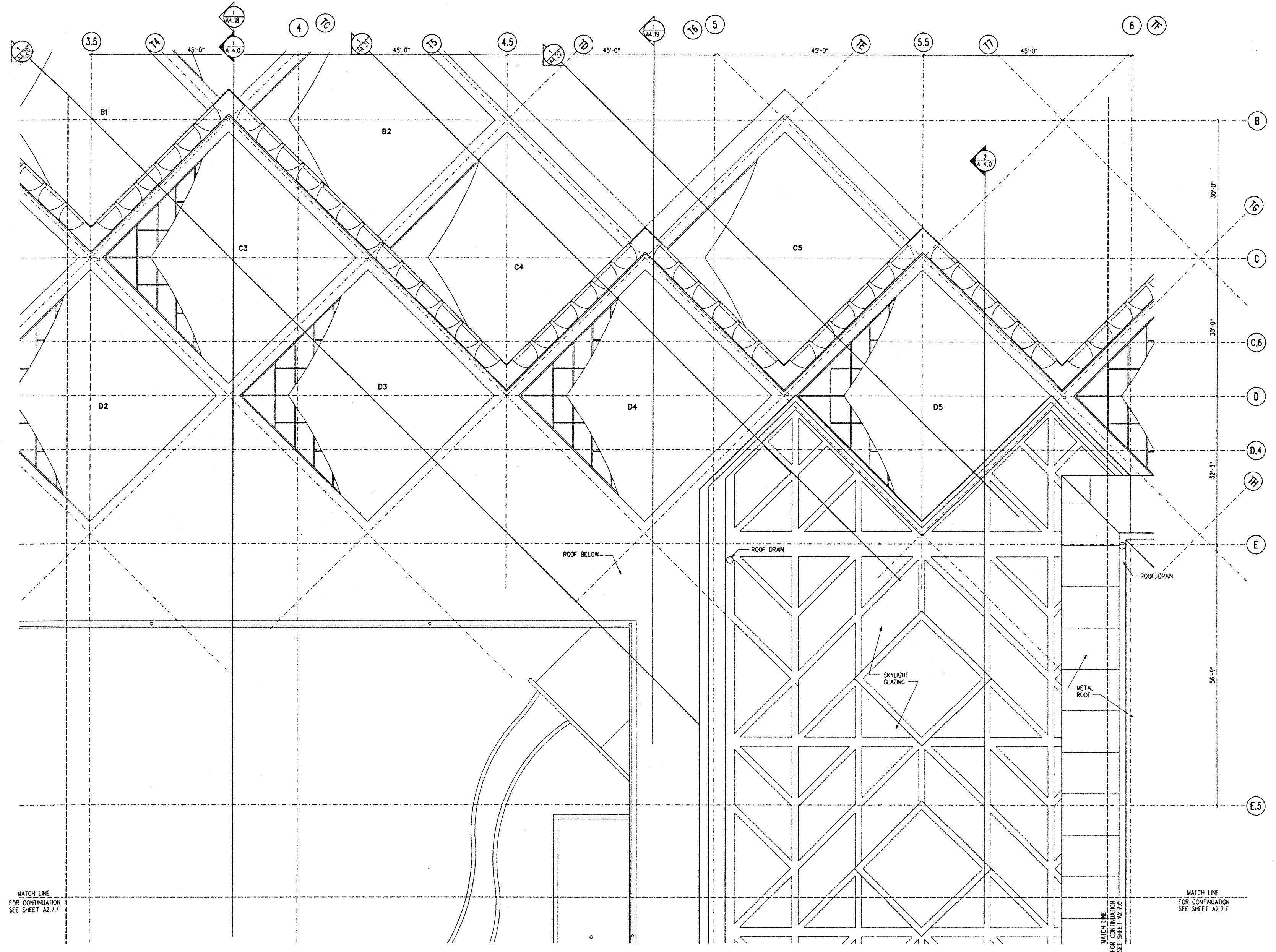
Revisions

No.	Date	By	Description
12-15-95			FINAL DOCUMENTS
10-17-95			OCTOBER COORDINATION
9-15-95			BUILDING PERMIT SET

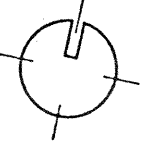

Sheet Title

ROOF LEVEL SECTOR B FLOOR PLAN


Designed	GL, KP/C
Drawn	TM, FR, MI, BT, DJ
Checked	RZ, OR, HM
Date	8-14-95
Job No.	93036 02 9
Sheet No.	



ROOF PLAN SECTOR B
1/8" = 1'-0"



A 2.7.B



Hawai'i Convention Center

Convention Center Authority
Honolulu, HI

Wimberly Allison Tong & Goo, Inc.
Honolulu, HI

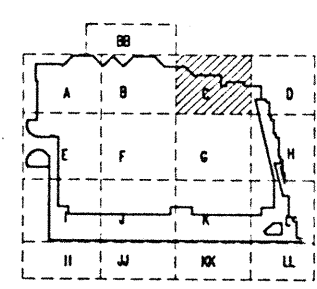
in association with
Loschky Marquardt & Nesholm
Seattle, WA

NORDIC / PCL
A Joint Venture
Honolulu, HI

Consultants

This work was prepared by me or under my supervision and construction of this project will be under my observation.

Signature
Supervisor as defined in Title 10 Chapter 10, Section 1.03 of the Rules and Regulations of the Board of Professional Engineers, Architects, and Surveyors of the State of Hawaii.



Revisions

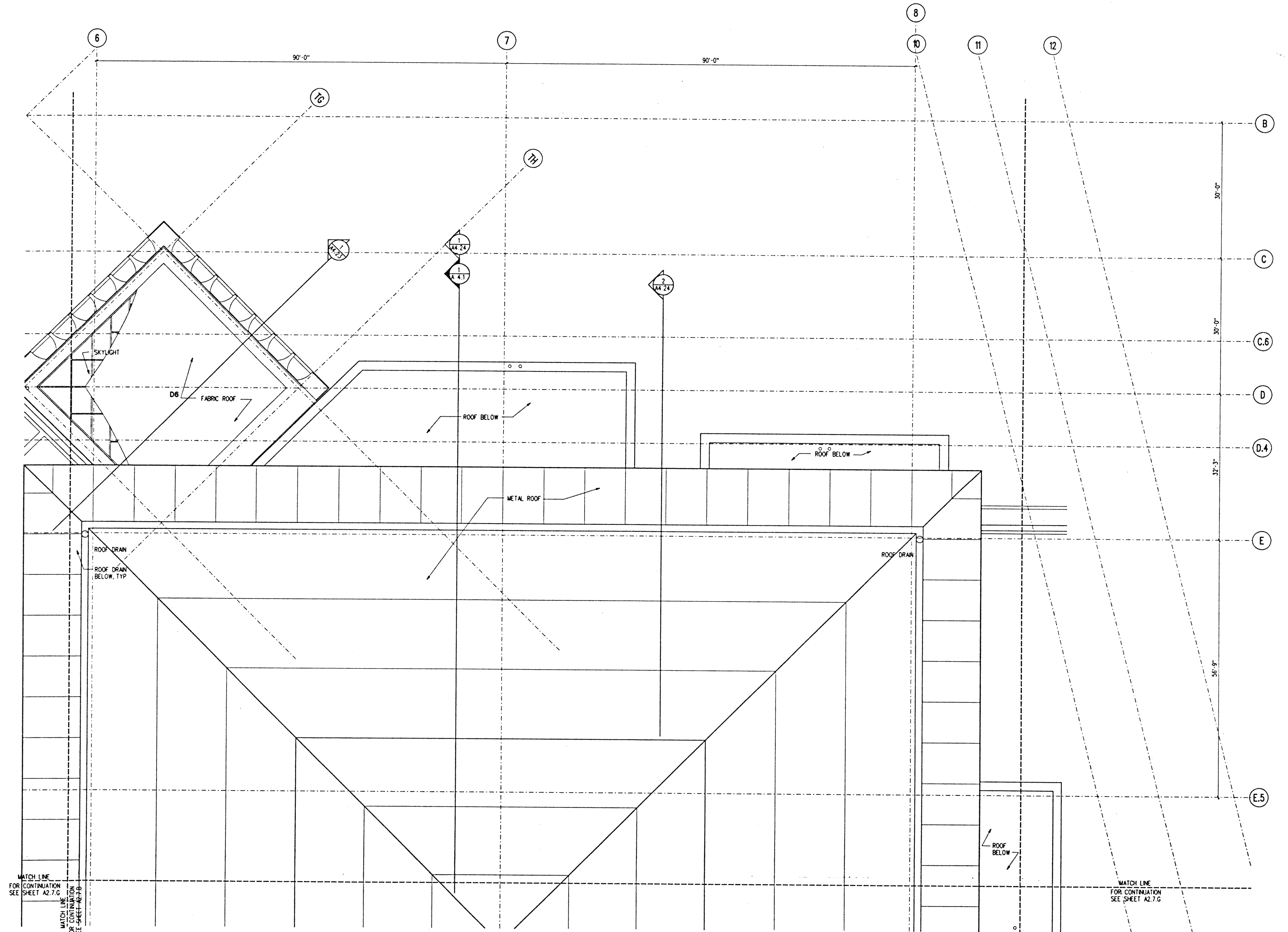
No.	Date	By	Description
12-15-95			FINAL DOCUMENTS
10-17-95			OCTOBER COORDINATION
9-15-95			BUILDING PERMIT SET

Sheet Title

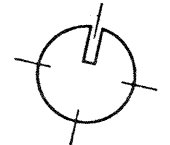

ROOF LEVEL SECTOR C FLOOR PLAN


Designed	GL, KNPC
Drawn	TM, RPL, MB, BT, DJ
Checked	RZ, OR, HM
Date	8-14-95
Job No.	93036.02.9
Sheet No.	

A 2.7.C



ROOF LEVEL SECTOR C
1/8" = 1'-0"





Hawai'i Convention Center

Convention Center Authority
Honolulu, HI

Wimberly Allison Tong & Goo, Inc.
Honolulu, HI

in association with
Loschky Marquardt & Nesholm
Seattle, WA

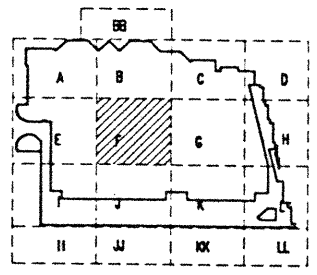
NORDIC / PCL
A Joint Venture
Honolulu, HI

Consultants

This work was prepared by me or under my supervision and construction of this project will be under my observation.

Ernest Wiland
LICENSED PROFESSIONAL ARCHITECT
No. 5343
HAWAII, U.S.A.

Signature is subject to Title 10 Chapter 10 Section 1.2(b) of the Rules and Regulations of the Board of Professional Engineers, Architects, and Surveyors of the State of Hawaii.



Revisions

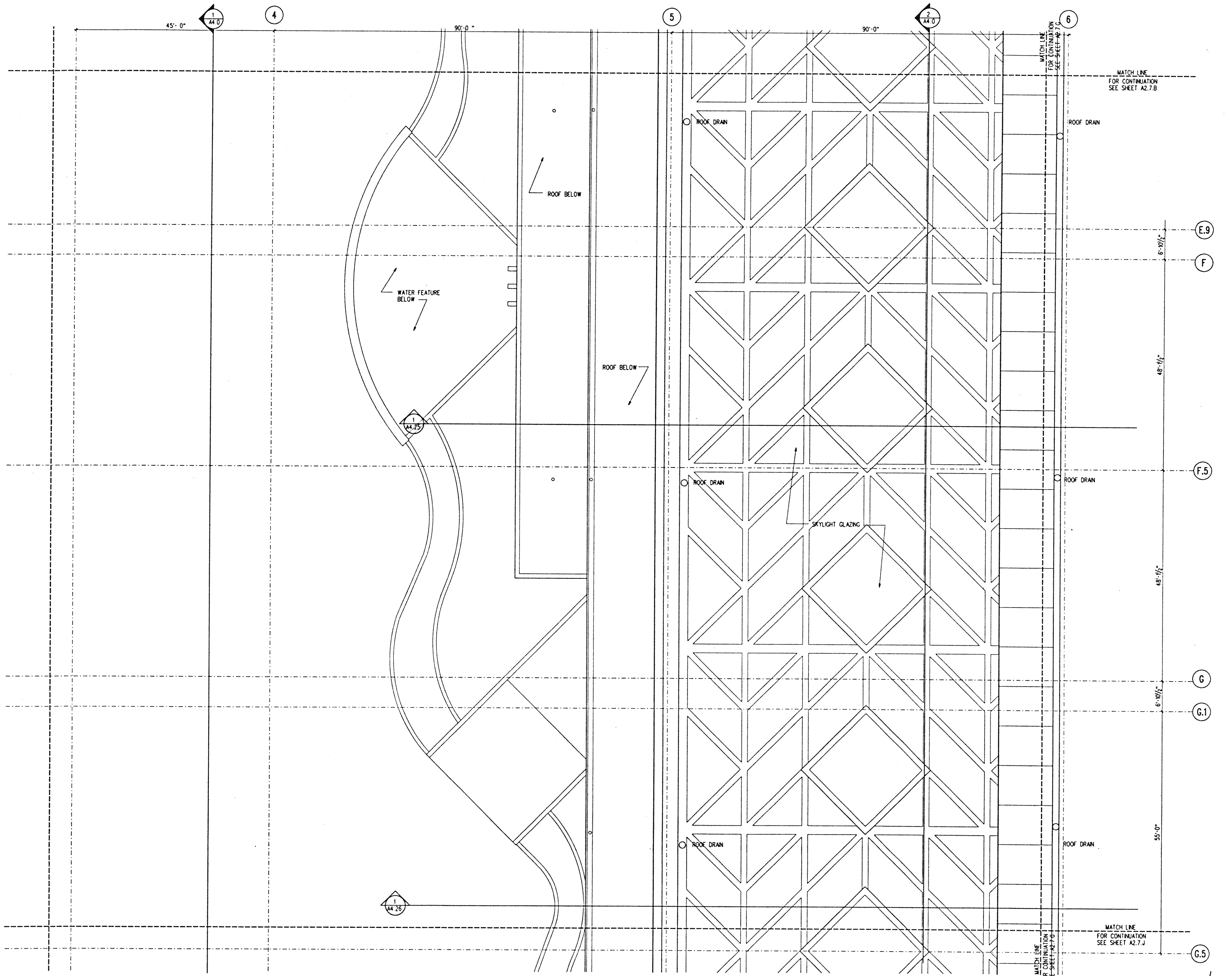
No.	Date	By	Description
12-15-95			FINAL DOCUMENTS
10-17-95			OCTOBER COORDINATION
9-15-95			BUILDING PERMIT SET

Sheet Title


ROOF LEVEL SECTOR F FLOOR PLAN

Designed	GL, KNPC
Drawn	TM, RR, MI, ST, DJ
Checked	RZ, OR, HM
Date	8-14-95
Job No.	90006.02.9
Sheet No.	


A 2.7.F



ROOF LEVEL SECTOR F
1/8" = 1'-0"



PLOTTED: 02-DEC-95 FILE: H:\A\A\A2.7.F.DWG



Hawai'i Convention Center

Convention Center Authority
Honolulu, HI

Wimberly Allison Tong & Goo, Inc.
Honolulu, HI

in association with

Loschky Marquardt & Nesholm
Seattle, WA

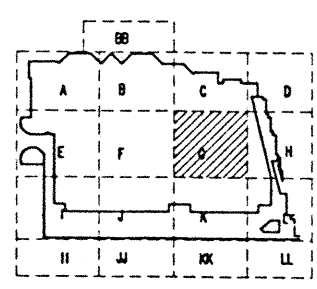
NORDIC / PCL
A Joint Venture
Honolulu, HI

Consultants

This work was prepared by me or under my supervision and construction of the project will be under my observation.

Signature
Professional Architect
No. 5343
HAWAII, U.S.A.

Subscribed and sworn to before me in accordance with Chapter 10, Section 1201 of the Rules and Regulations of the Board of Professional Engineers, Architects, and Surveyors of the State of Hawaii.



Revisions

No.	Date	By	Description
12-15-85			FINAL DOCUMENTS
10-17-85			OCTOBER COORDINATION
9-15-85			BUILDING PERMIT SET

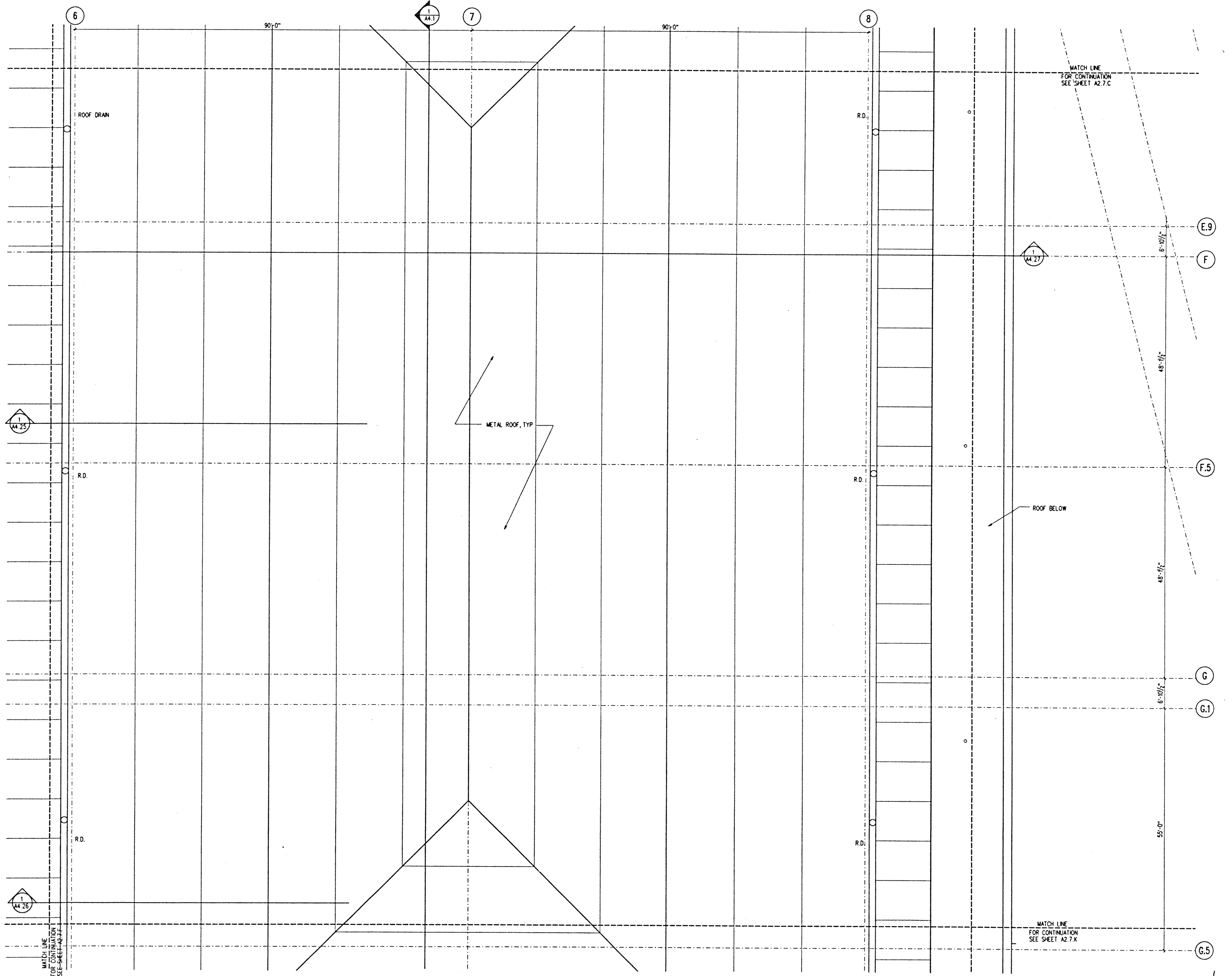
Sheet Title

ROOF LEVEL SECTOR G FLOOR PLAN

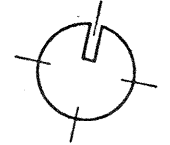
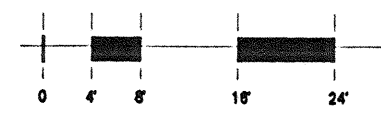
Designed	GL, KNPC
Drawn	TM, PR, MA, BT, DU
Checked	RZ, OR, HM
Date	8-14-85
Job No.	93036 02.9


Sheet No.

A 2.7.G



ROOF LEVEL SECTOR G
1/8" = 1'-0"





Hawai'i Convention Center

Convention Center Authority
Honolulu, HI

Wimberly Allison Tong & Goo, Inc.
Honolulu, HI

in association with

Loschky Marquardt & Nesholm
Seattle, WA

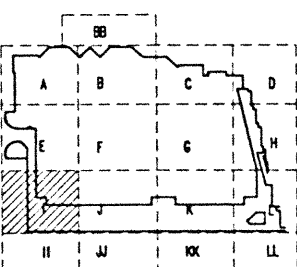
NORDIC / PCL
A Joint Venture
Honolulu, HI

Consultants

This work was prepared by me or under my supervision and construction of the project will be under my observation.

Ernest I. Wataha
Ernest I. Wataha
LICENSED PROFESSIONAL ARCHITECT
No. 5343
HAWAII, U.S.A.

Supervisor as defined in Title VII Chapter 10, Section 1.01 of the Rules and Regulations of the Board of Professional Engineers, Architects, and Surveyors of the State of Hawaii.



Revisions

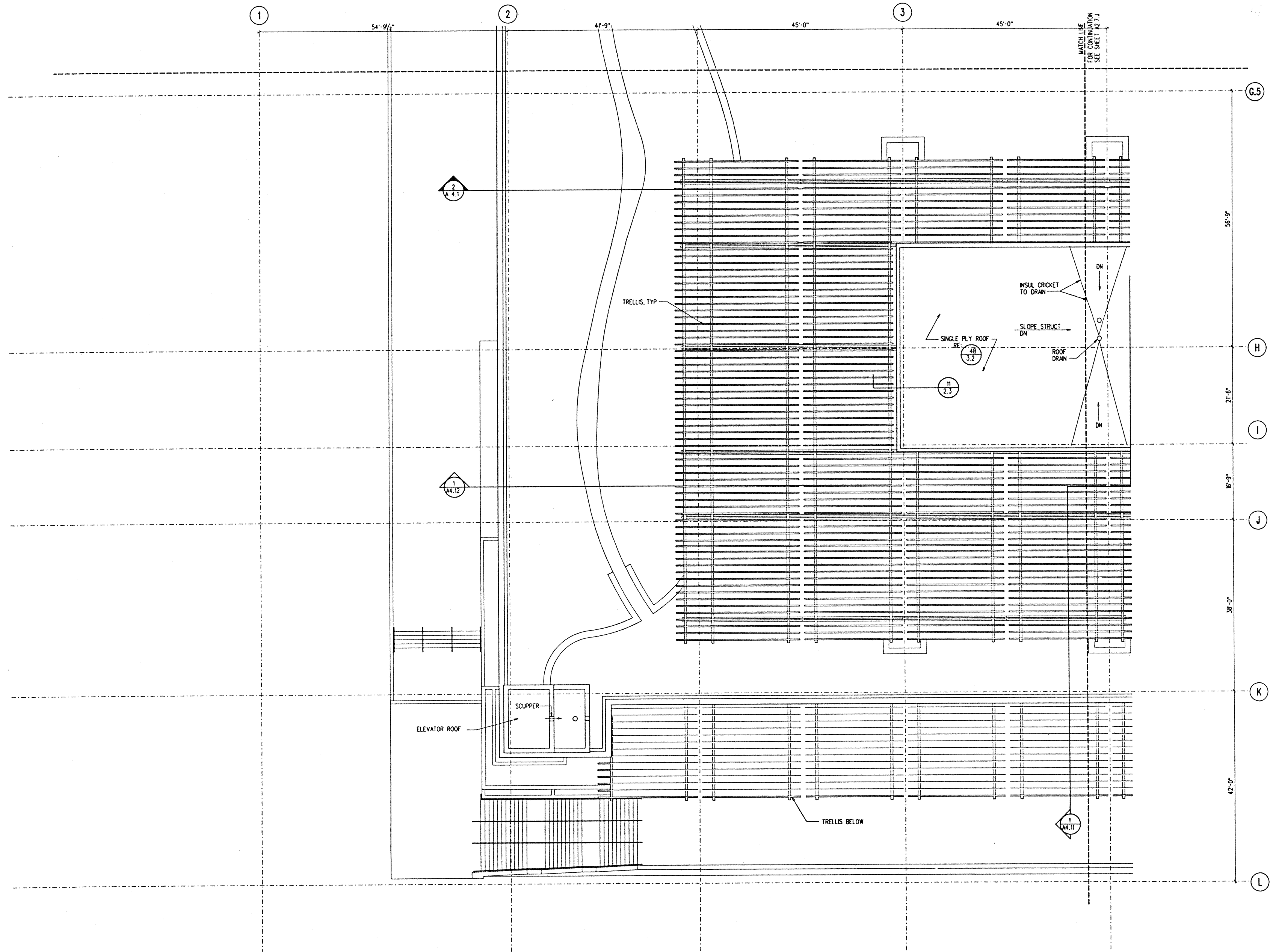
No.	Date	By	Description
12-15-95			FINAL DOCUMENTS
10-17-95			OCTOBER COORDINATION
9-15-95			BUILDING PERMIT SET

Sheet Title

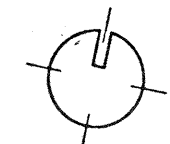
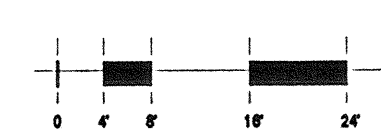
ROOF LEVEL
SECTOR I
FLOOR PLAN


Designed	GL, KNPC
Drawn	TM, RR, ML, BT, DJ
Checked	RZ, OR, HJM
Date	8-14-95
Job No.	93036 02.9
Sheet No.	

A 2.7.1



ROOF LEVEL SECTOR I
1/8" = 1'-0"





Hawai'i Convention Center

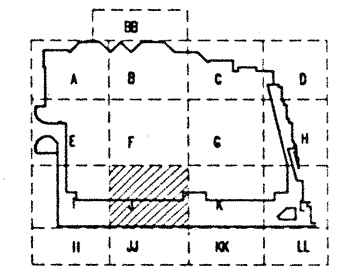
Convention Center Authority
Honolulu, HI

Wimberly Allison Tong & Goo, Inc.
Honolulu, HI
in association with
Loschky Marquardt & Nesholm
Seattle, WA

NORDIC / PCL
A Joint Venture
Honolulu, HI

Consultants

Professional Engineer Seal: ELSA WATASE, LICENSED PROFESSIONAL ARCHITECT, No. 5343, HAWAII, U.S.A. This work was prepared by me or under my supervision and construction of this project will be under my observation.



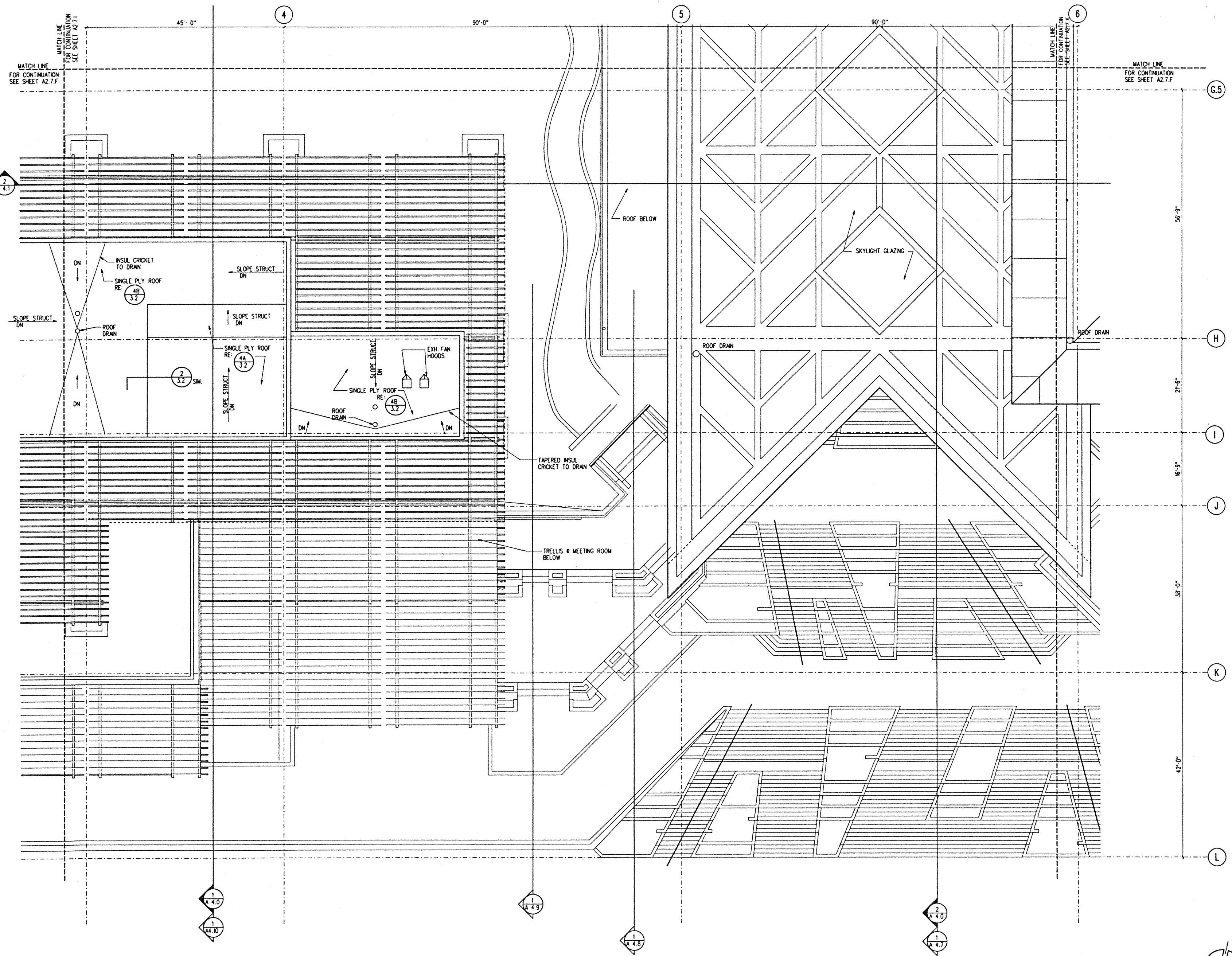
Revisions

No.	Date	By	Description
12-15-95			FINAL DOCUMENTS
10-17-95			OCTOBER COORDINATION
9-15-95			BUILDING PERMIT SET

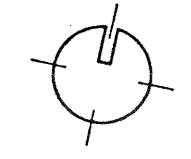
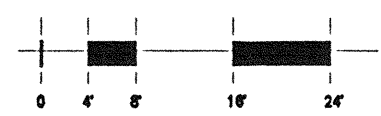
Sheet Title

**ROOF LEVEL
SECTOR J
FLOOR PLAN**


Designed	GL, KJPC
Drawn	TM, FR, ML, BT, DU
Checked	RZ, OR, HM
Date	8-14-95
Job No.	90036.02.9
Sheet No.	



ROOF LEVEL SECTOR J
1/8" = 1'-0"



A 2.7.J



Hawai'i Convention Center

Convention Center Authority
Honolulu, HI


Wimberly Allison Tong & Goo, Inc.
Honolulu, HI

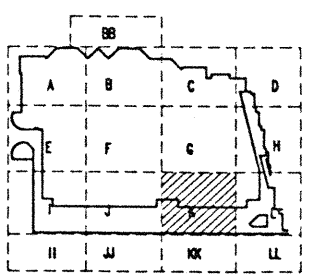
in association with

Loschky Marquardt & Nesholm
Seattle, WA

NORDIC / PCL
A Joint Venture
Honolulu, HI

Consultants


 This work was prepared by me or under my supervision and construction of this project will be under my observation.
Eugene I. Watanabe
 Supervision as defined in Title VII Chapter 10 Section 1291 of the Rules and Regulations of the Board of Professional Engineers, Architects, and Surveyors of the State of Hawaii.



Revisions

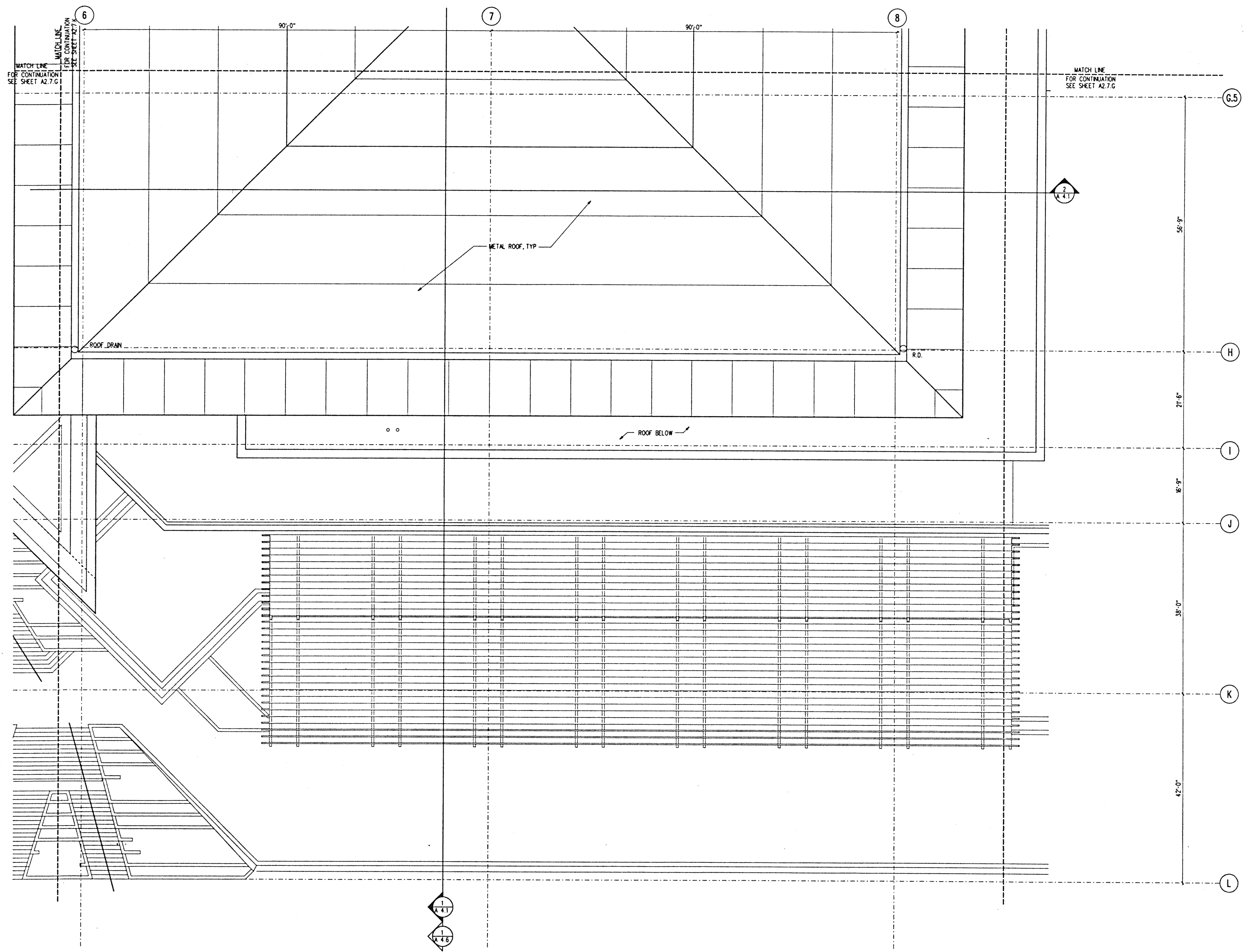
No.	Date	By	Description
12-15-95			FINAL DOCUMENTS
10-17-95			OCTOBER COORDINATION
9-15-95			BUILDING PERMIT SET

Sheet Title

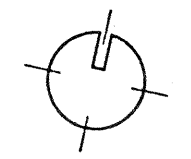
ROOF LEVEL SECTOR K FLOOR PLAN


Designed	GL, KNPC
Drawn	TM, RR, MI, BT, DJ
Checked	RZ, OR, HM
Date	8-14-95
Job No.	93038.02.9
Sheet No.	

A 2.7.K



ROOF LEVEL SECTOR K
1/8" = 1'-0"





Hawai'i Convention Center

Convention Center Authority
Honolulu, HI

Wimberly Allison Tong & Goo, Inc.
Honolulu, HI

in association with

Loschky Marquardt & Nesholm
Seattle, WA

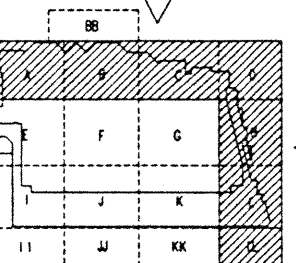
NORDIC / PCL
A Joint Venture
Honolulu, HI

Consultants

This work was prepared by me or under my supervision and construction of this project will be under my observation.

Eugene I. Watake

EUGENE I. WATAKE
LICENSED PROFESSIONAL ARCHITECT
No. 5343
HAWAII, U.S.A.



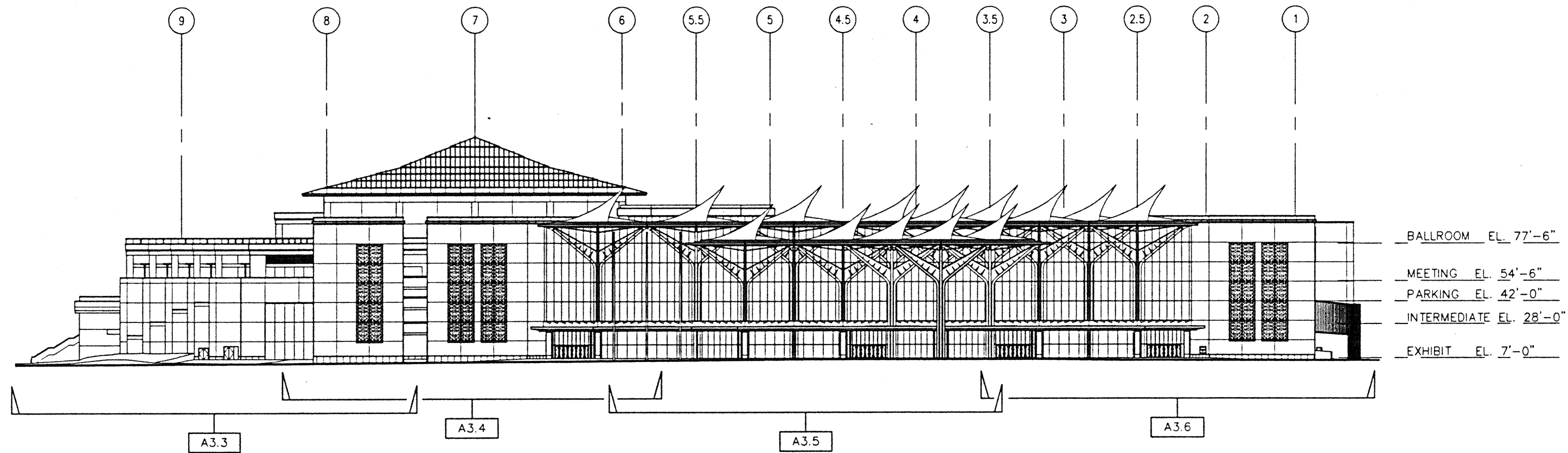
Revisions

No.	Date	By	Description
12/15/95			FINAL DOCUMENTS
10/17/95			OCTOBER COORDINATION
9/15/95			BUILDING PERMIT SET

Sheet Title

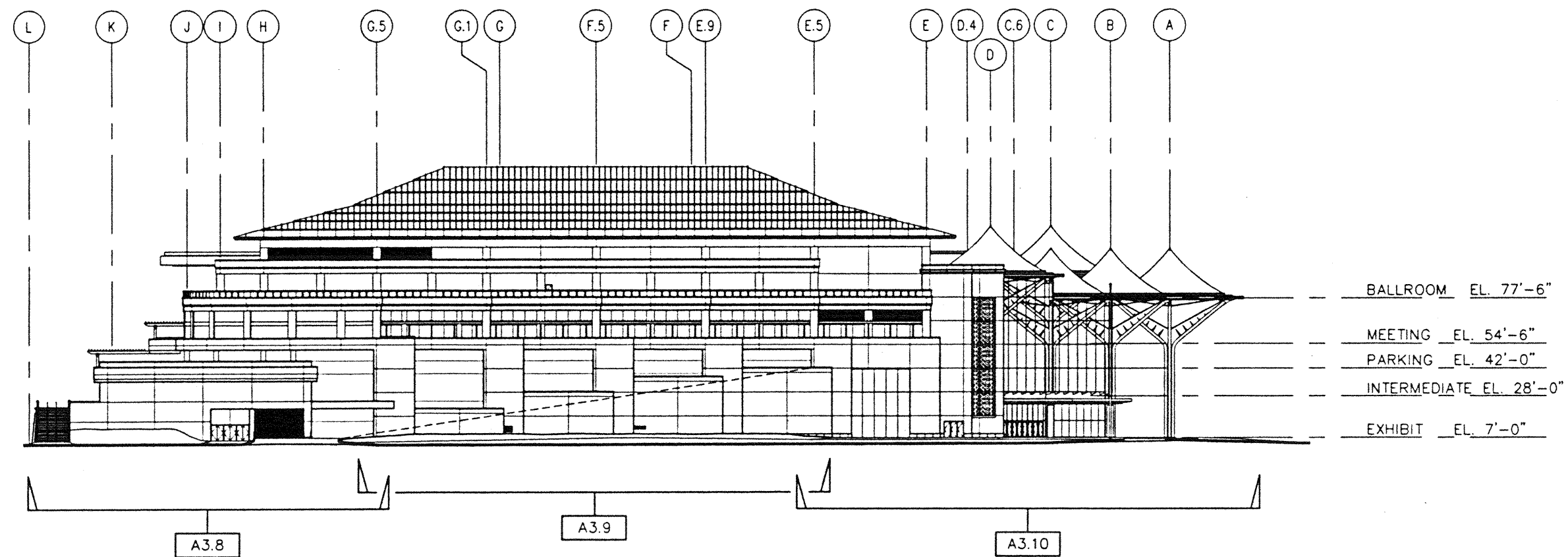
EXTERIOR ELEVATIONS
NORTH & EAST

Designed	GL / KNPC
Drawn	LC
Checked	SRK / EHW
Date	8 / 14 / 95
Job No.	93214
Sheet No.	




A NORTH ELEVATION
SCALE: 1/32"=1'-0"


SEE 1/8" SCALE DRAWINGS FOR NOTES & FINISH



B EAST ELEVATION
SCALE: 1/32"=1'-0"

SEE 1/8" SCALE DRAWINGS FOR NOTES & FINISH





Hawai'i Convention Center

Convention Center Authority
Honolulu, HI

Wimberly Allison Tong & Goo, Inc.
Honolulu, HI

in association with

Loschky Marquardt & Neshom
Seattle, WA

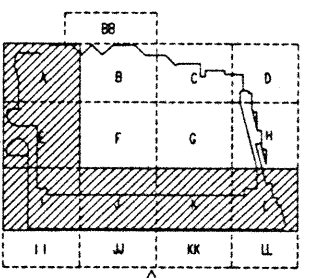
NORDIC / PCL
A Joint Venture
Honolulu, HI

Consultants

This work was prepared by me or under my supervision and construction of this project will be under my observation.

EUGENE I. WATANABE
LICENSED PROFESSIONAL ARCHITECT
No. 5343
HAWAII, U.S.A.

Eugene I. Watanabe



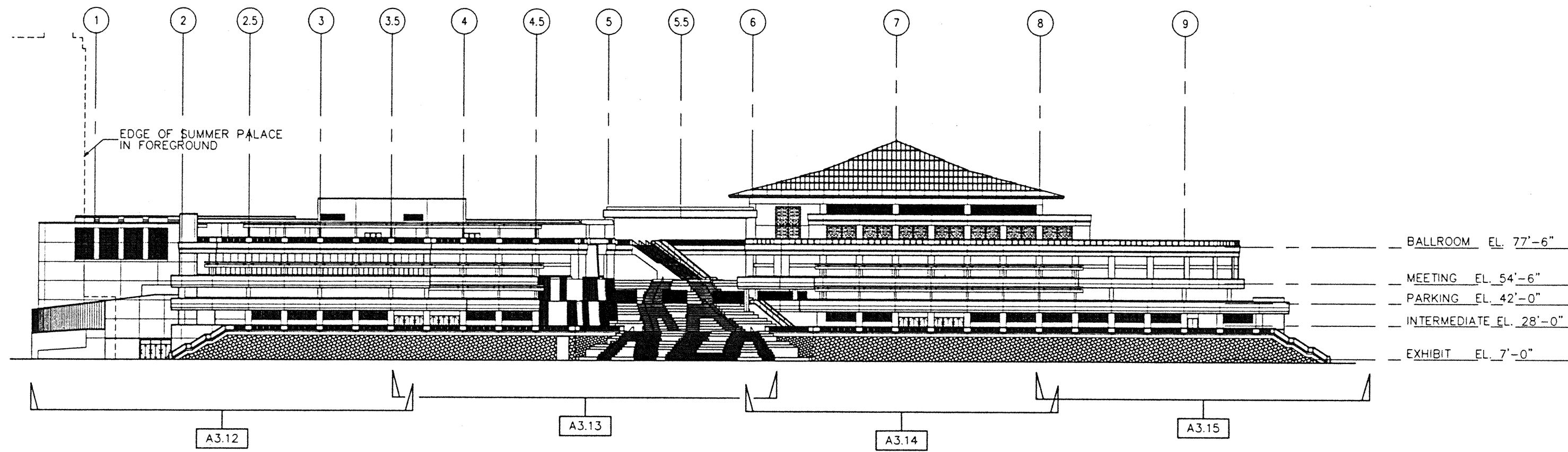
Revisions

No.	Date	By	Description
12/15/95			FINAL DOCUMENTS
10/17/95			OCTOBER COORDINATION
9/15/95			BUILDING PERMIT SET

Sheet Title

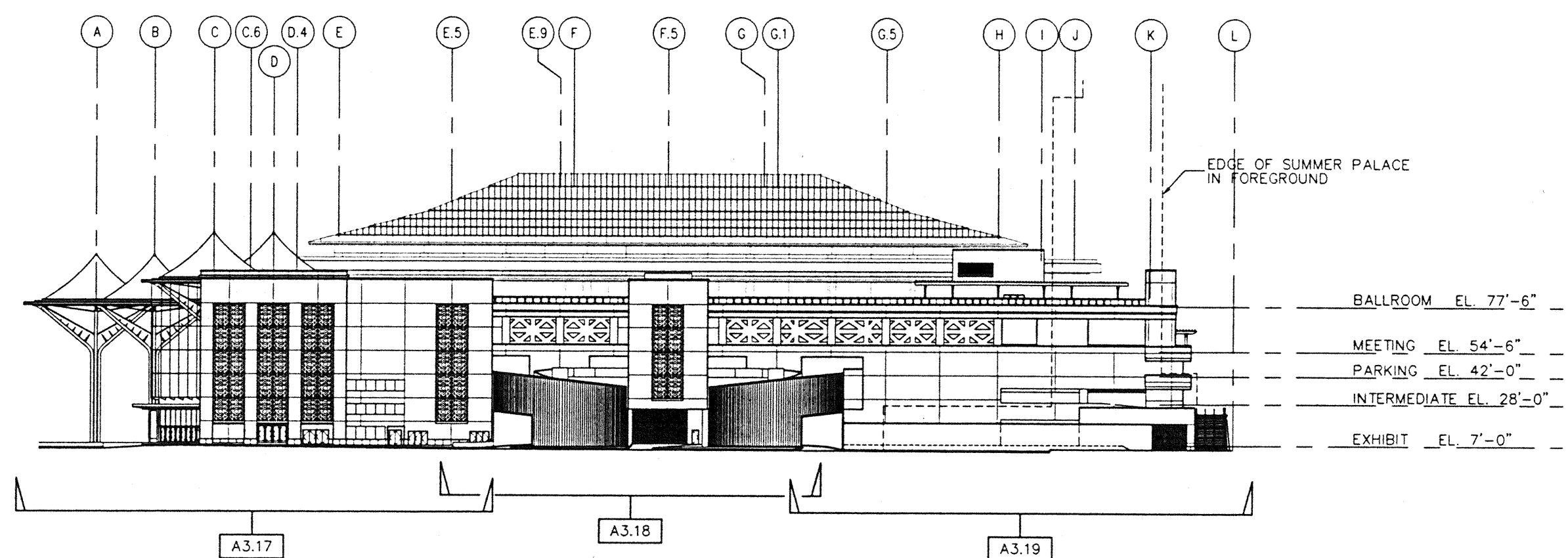
EXTERIOR ELEVATIONS SOUTH & WEST

Designed	GL / KNPC
Drawn	LC
Checked	SPK / EW
Date	8 / 14 / 95
Job No.	98214
Sheet No.	



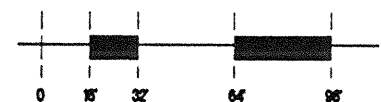
A SOUTH ELEVATION


SCALE: 1/32"=1'-0"
SEE 1/8" SCALE DRAWINGS FOR NOTES & FINISH



B WEST ELEVATION

SCALE: 1/32"=1'-0"
SEE 1/8" SCALE DRAWINGS FOR NOTES & FINISH





Hawai'i Convention Center

Convention Center Authority
Honolulu, HI

Wimberly Allison Tong & Goo, Inc.
Honolulu, HI

in association with

Loschky Marquardt & Neshom
Seattle, WA

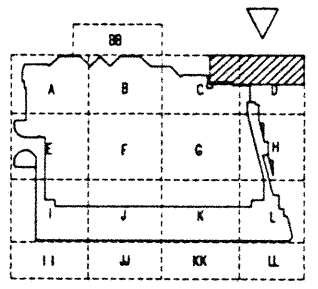
NORDIC / PCL
A Joint Venture
Honolulu, HI

Consultants

This work was prepared by me or under my supervision and construction of this project will be under my observation.

James T. Wabnitz

ENGINEER IN CHARGE
LICENSED PROFESSIONAL ARCHITECT
No. 5343
HAWAII, U.S.A.



Revisions

No.	Date	By	Description
12/15/95			FINAL DOCUMENTS
10/17/95			OCTOBER COORDINATION
9/15/95			BUILDING PERMIT SET

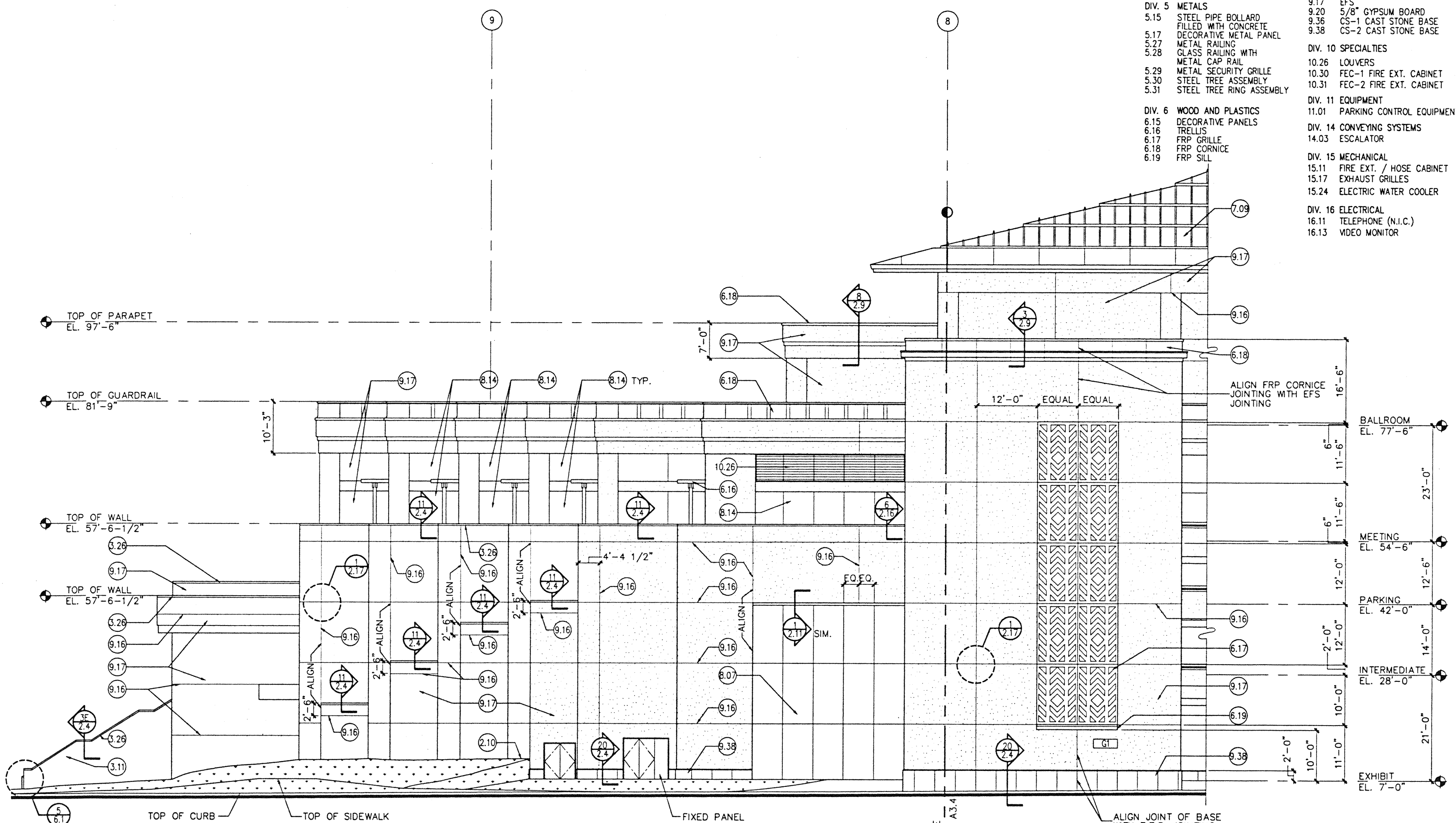
Sheet Title

PARTIAL EXTERIOR ELEVATION NORTH

Designed	GL / KNPC
Drawn	LC
Checked	SRK / EW
Date	8 / 14 / 95
Job No.	9324
Sheet No.	


KEYNOTES

- | | |
|--|--|
| DIV. 2 SITE WORK | DIV. 7 THERMAL AND MOISTURE PROTECTION |
| 2.09 LANDSCAPING | 7.09 METAL ROOFING |
| 2.10 FINISH GRADE | 7.11 METAL FLASHING |
| 2.11 PLANTER | 7.19 EXPANSION JOINT |
| 2.13 WATER FEATURES | 7.22 TENSILE FABRIC STRUCTURE |
| DIV. 3 CONCRETE WORK | DIV. 8 DOORS AND WINDOWS |
| 3.03 CONTROL JOINT | 8.04 HOLLOW METAL STOREFRONT |
| 3.09 CONCRETE COLUMN | 8.06 OVERHEAD COILING DOOR |
| 3.11 CONCRETE WALL | 8.07 STRUCTURAL GLAZING SYSTEM |
| 3.12 CONCRETE WITH VERTICAL RIBBED TEXTURE | 8.09 GLAZING |
| 3.22 CONCRETE CURB | 8.10 FRITTE GLASS PATTERN |
| 3.26 CAST STONE WALL CAP | 8.11 SKYLIGHT |
| 3.27 CAST STONE RAIL | 8.12 SANDBLASTED GLASS |
| 3.28 CAST STONE GUARDRAIL | 8.13 GLAZING GL-3 |
| 3.33 CONCRETE | 8.14 GLAZING GLA-2 |
| 3.34 CONCRETE BASE | 8.15 GLAZING GLA-4 |
| DIV. 4 MASONRY | DIV. 9 FINISHES |
| 4.04 STONE | 9.16 CONTROL JOINT |
| DIV. 5 METALS | 9.17 EFS |
| 5.15 STEEL PIPE BOLLARD FILLED WITH CONCRETE | 9.20 5/8" GYPSUM BOARD |
| 5.17 DECORATIVE METAL PANEL | 9.36 CS-1 CAST STONE BASE |
| 5.27 METAL RAILING | 9.38 CS-2 CAST STONE BASE |
| 5.28 GLASS RAILING WITH METAL CAP RAIL | DIV. 10 SPECIALTIES |
| 5.29 METAL SECURITY GRILLE | 10.26 LOUVERS |
| 5.30 STEEL TREE ASSEMBLY | 10.30 FEC-1 FIRE EXT. CABINET |
| 5.31 STEEL TREE RING ASSEMBLY | 10.31 FEC-2 FIRE EXT. CABINET |
| DIV. 6 WOOD AND PLASTICS | DIV. 11 EQUIPMENT |
| 6.15 DECORATIVE PANELS | 11.01 PARKING CONTROL EQUIPMENT |
| 6.16 TRELLIS | DIV. 14 CONVEYING SYSTEMS |
| 6.17 FRP GRILLE | 14.03 ESCALATOR |
| 6.18 FRP CORNICE | DIV. 15 MECHANICAL |
| 6.19 FRP SILL | 15.11 FIRE EXT. / HOSE CABINET |
| | 15.17 EXHAUST GRILLES |
| | 15.24 ELECTRIC WATER COOLER |
| | DIV. 16 ELECTRICAL |
| | 16.11 TELEPHONE (N.I.C.) |
| | 16.13 VIDEO MONITOR |



A PARTIAL NORTH ELEVATION
SCALE: 1/8"=1'-0"





Hawai'i Convention Center

Convention Center Authority
Honolulu, HI

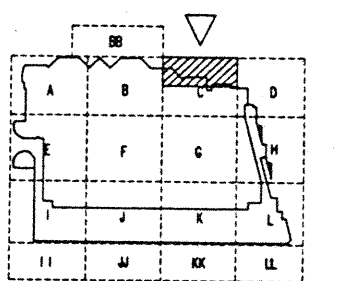

Wimberly Allison Tong & Goo, Inc.
Honolulu, HI

in association with

Loschky Marquardt & Nesholm
Seattle, WA

NORDIC / PCL
A Joint Venture
Honolulu, HI

Consultants



Revisions		
No.	Date	Description
12/15/95		FINAL DOCUMENTS
10/17/95		OCTOBER COORDINATION
9/15/95		BUILDING PERMIT SET

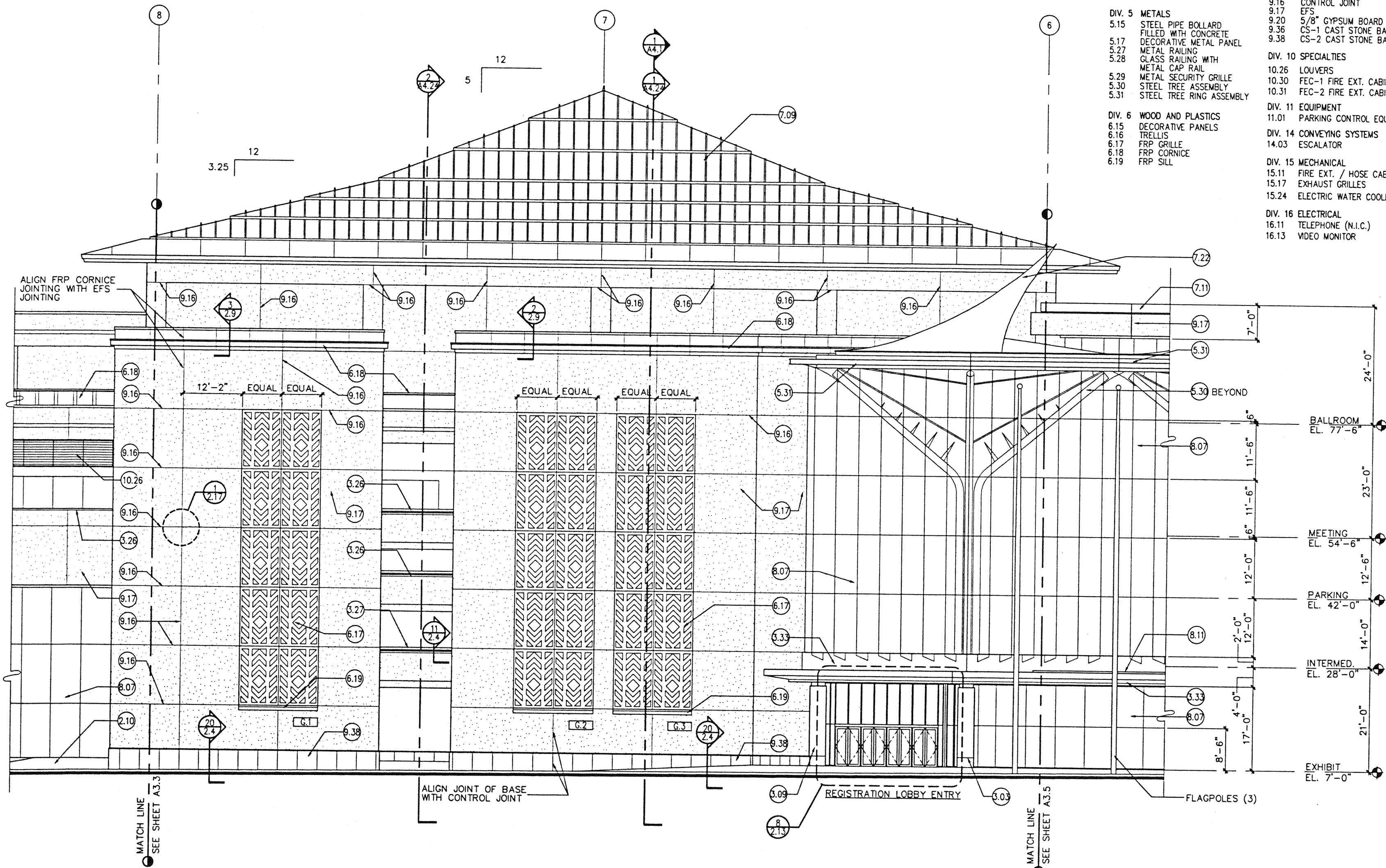
Sheet Title
PARTIAL EXTERIOR ELEVATION NORTH

Designed	GL / KNPC
Drawn	LC
Checked	SRK / EW
Date	8 / 14 / 95
Job No.	93274
Sheet No.	

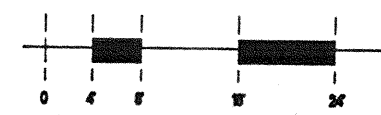
A3.4


KEYNOTES

- DIV. 2 SITE WORK
 - 2.09 LANDSCAPING
 - 2.10 FINISH GRADE
 - 2.11 PLANTER
 - 2.13 WATER FEATURES
- DIV. 3 CONCRETE WORK
 - 3.03 CONTROL JOINT
 - 3.09 CONCRETE COLUMN
 - 3.11 CONCRETE WALL
 - 3.12 CONCRETE WITH VERTICAL RIBBED TEXTURE
 - 3.22 CONCRETE CURB
 - 3.26 CAST STONE WALL CAP
 - 3.27 CAST STONE RAIL
 - 3.28 CAST STONE GUARDRAIL
 - 3.33 CONCRETE
 - 3.34 CONCRETE BASE
- DIV. 4 MASONRY
 - 4.04 STONE
- DIV. 5 METALS
 - 5.15 STEEL PIPE BOLLARD FILLED WITH CONCRETE
 - 5.17 DECORATIVE METAL PANEL
 - 5.27 METAL RAILING
 - 5.28 GLASS RAILING WITH METAL CAP RAIL
 - 5.29 METAL SECURITY GRILLE
 - 5.30 STEEL TREE ASSEMBLY
 - 5.31 STEEL TREE RING ASSEMBLY
- DIV. 6 WOOD AND PLASTICS
 - 6.15 DECORATIVE PANELS
 - 6.16 TRELLIS
 - 6.17 FRP GRILLE
 - 6.18 FRP CORNICE
 - 6.19 FRP SILL
- DIV. 7 THERMAL AND MOISTURE PROTECTION
 - 7.09 METAL ROOFING
 - 7.11 METAL FLASHING
 - 7.19 EXPANSION JOINT
 - 7.22 TENSILE FABRIC STRUCTURE
- DIV. 8 DOORS AND WINDOWS
 - 8.04 HOLLOW METAL STOREFRONT
 - 8.06 OVERHEAD COILING DOOR
 - 8.07 STRUCTURAL GLAZING SYSTEM
 - 8.09 GLAZING
 - 8.10 FRITTE GLASS PATTERN
 - 8.11 SKYLIGHT
 - 8.12 SANDBLASTED GLASS
 - 8.13 GLAZING GLA-3
 - 8.14 GLAZING GLA-2
 - 8.15 GLAZING GLA-4
- DIV. 9 FINISHES
 - 9.16 CONTROL JOINT
 - 9.17 EFS
 - 9.20 5/8" GYPSUM BOARD
 - 9.36 CS-1 CAST STONE BASE
 - 9.38 CS-2 CAST STONE BASE
- DIV. 10 SPECIALTIES
 - 10.26 LOUVERS
 - 10.30 FEC-1 FIRE EXT. CABINET
 - 10.31 FEC-2 FIRE EXT. CABINET
- DIV. 11 EQUIPMENT
 - 11.01 PARKING CONTROL EQUIPMENT
- DIV. 14 CONVEYING SYSTEMS
 - 14.03 ESCALATOR
- DIV. 15 MECHANICAL
 - 15.11 FIRE EXT. / HOSE CABINET
 - 15.17 EXHAUST GRILLES
 - 15.24 ELECTRIC WATER COOLER
- DIV. 16 ELECTRICAL
 - 16.11 TELEPHONE (N.I.C.)
 - 16.13 VIDEO MONITOR



A PARTIAL NORTH ELEVATION
SCALE: 1/8"=1'-0"





Hawai'i Convention Center

Convention Center Authority
Honolulu, HI

Wimberly Allison Tong & Goo, Inc.
Honolulu, HI

in association with

Loschky Marquardt & Nesholm
Seattle, WA

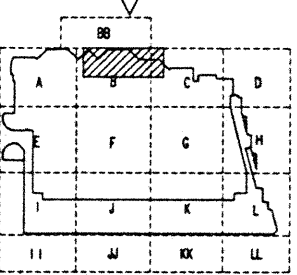
NORDIC / PCL
A Joint Venture
Honolulu, HI

Consultants

This work was prepared by me or under my supervision and construction of this project will be under my observation.

Eugene J. Wilkerson

REGISTERED PROFESSIONAL ARCHITECT
No. 5343
HAWAII, U.S.A.



Revisions

Date	By	Description
12/15/95	GL / KNPC	FINAL DOCUMENTS
10/17/95	LC	OCTOBER COORDINATION
9/15/95	SRK / EW	BUILDING PERMIT SET

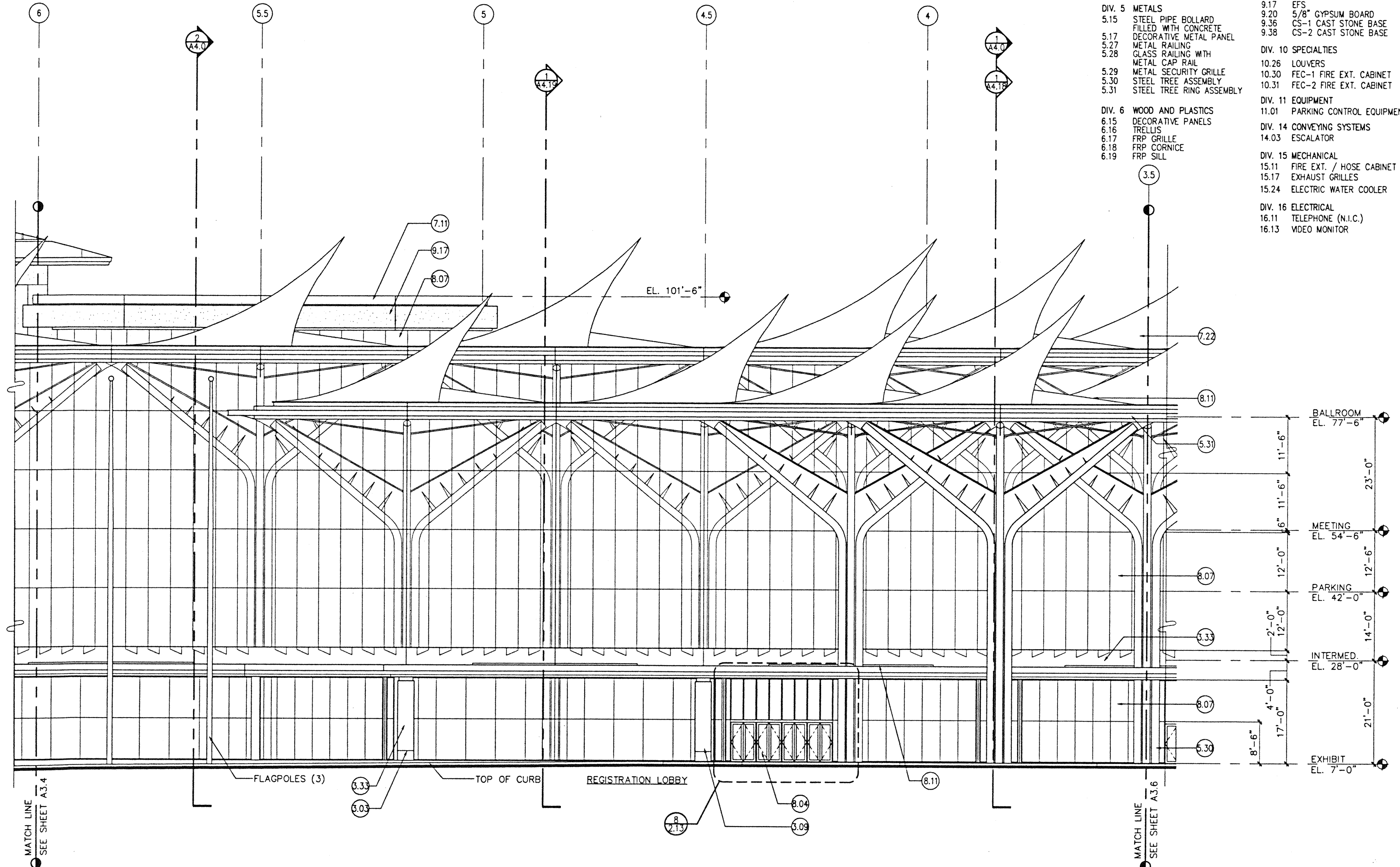
Sheet Title

PARTIAL EXTERIOR ELEVATION NORTH

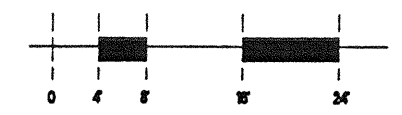
Designed	GL / KNPC
Drawn	LC
Checked	SRK / EW
Date	8 / 14 / 95
Job No.	93214
Sheet No.	


KEYNOTES

- DIV. 2 SITE WORK
 - 2.09 LANDSCAPING
 - 2.10 FINISH GRADE
 - 2.11 PLANTER
 - 2.13 WATER FEATURES
- DIV. 3 CONCRETE WORK
 - 3.03 CONTROL JOINT
 - 3.09 CONCRETE COLUMN
 - 3.11 CONCRETE WALL
 - 3.12 CONCRETE WITH VERTICAL RIBBED TEXTURE
 - 3.22 CONCRETE CURB
 - 3.26 CAST STONE WALL CAP
 - 3.27 CAST STONE RAIL
 - 3.28 CAST STONE GUARDRAIL
 - 3.33 CONCRETE
 - 3.34 CONCRETE BASE
- DIV. 4 MASONRY
 - 4.04 STONE
- DIV. 5 METALS
 - 5.15 STEEL PIPE BOLLARD FILLED WITH CONCRETE
 - 5.17 DECORATIVE METAL PANEL
 - 5.27 METAL RAILING
 - 5.28 GLASS RAILING WITH METAL CAP RAIL
 - 5.29 METAL SECURITY GRILLE
 - 5.30 STEEL TREE ASSEMBLY
 - 5.31 STEEL TREE RING ASSEMBLY
- DIV. 6 WOOD AND PLASTICS
 - 6.15 DECORATIVE PANELS
 - 6.16 TRELLIS
 - 6.17 FRP GRILLE
 - 6.18 FRP CORNICE
 - 6.19 FRP SILL
- DIV. 7 THERMAL AND MOISTURE PROTECTION
 - 7.09 METAL ROOFING
 - 7.11 METAL FLASHING
 - 7.19 EXPANSION JOINT
 - 7.22 TENSILE FABRIC STRUCTURE
- DIV. 8 DOORS AND WINDOWS
 - 8.04 HOLLOW METAL STOREFRONT
 - 8.06 OVERHEAD COILING DOOR
 - 8.07 STRUCTURAL GLAZING SYSTEM
 - 8.09 GLAZING
 - 8.10 FRITE GLASS PATTERN
 - 8.11 SKYLIGHT
 - 8.12 SANDBLASTED GLASS
 - 8.13 GLAZING GL-3
 - 8.14 GLAZING GLA-2
 - 8.15 GLAZING GLA-4
- DIV. 9 FINISHES
 - 9.16 CONTROL JOINT
 - 9.17 EFS
 - 9.20 5/8" GYPSUM BOARD
 - 9.36 CS-1 CAST STONE BASE
 - 9.38 CS-2 CAST STONE BASE
- DIV. 10 SPECIALTIES
 - 10.26 LOUVERS
 - 10.30 FEC-1 FIRE EXT. CABINET
 - 10.31 FEC-2 FIRE EXT. CABINET
- DIV. 11 EQUIPMENT
 - 11.01 PARKING CONTROL EQUIPMENT
- DIV. 14 CONVEYING SYSTEMS
 - 14.03 ESCALATOR
- DIV. 15 MECHANICAL
 - 15.11 FIRE EXT. / HOSE CABINET
 - 15.17 EXHAUST GRILLES
 - 15.24 ELECTRIC WATER COOLER
- DIV. 16 ELECTRICAL
 - 16.11 TELEPHONE (N.I.C.)
 - 16.13 VIDEO MONITOR



A PARTIAL NORTH ELEVATION
SCALE: 1/8"=1'-0"





Hawaii Convention Center

Convention Center Authority
Honolulu, HI

Wimberly Allison Tong & Goo, Inc.
Honolulu, HI

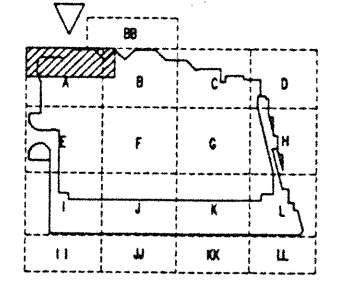
in association with
Loschky Marquardt & Nesholm
Seattle, WA

NORDIC / PCL
A Joint Venture
Honolulu, HI

Consultants

This work was prepared by me or under my supervision and construction of this project will be under my observation.

Ernest W. White
Professional Architect
No. 5343
HAWAII, U.S.A.



Revisions

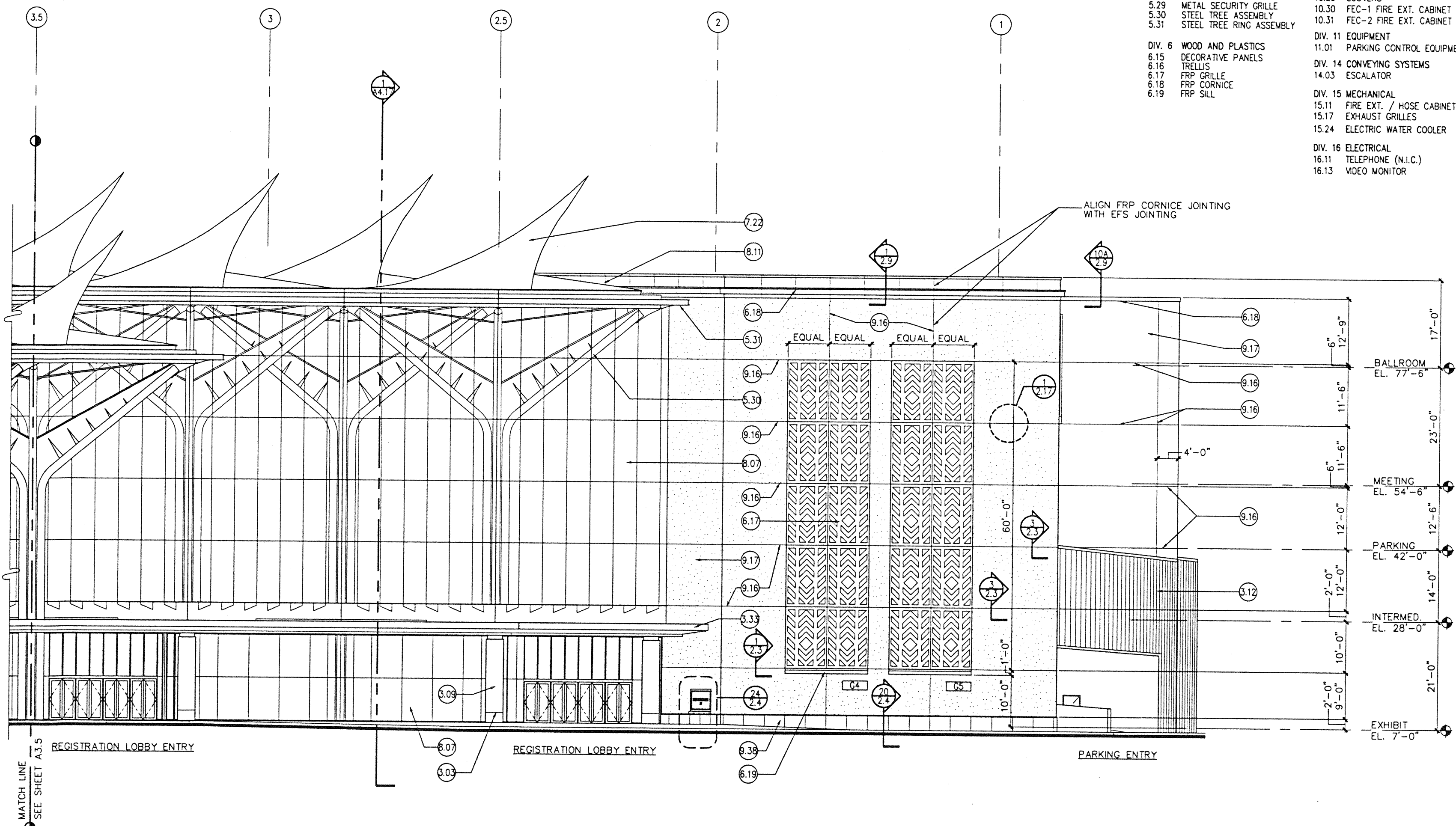
No.	Date	By	Description
12/15/95			FINAL DOCUMENTS
10/17/95			OCTOBER COORDINATION
9/15/95			BUILDING PERMIT SET

PARTIAL EXTERIOR ELEVATION NORTH

Designed	GL / KNPC
Drawn	LC
Checked	SRK / EW
Date	8 / 14 / 95
Job No.	93214
Sheet No.	

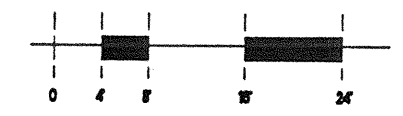
KEYNOTES


- | | |
|--|--|
| DIV. 2 SITE WORK | DIV. 7 THERMAL AND MOISTURE PROTECTION |
| 2.09 LANDSCAPING | 7.09 METAL ROOFING |
| 2.10 FINISH GRADE | 7.11 METAL FLASHING |
| 2.11 PLANTER | 7.19 EXPANSION JOINT |
| 2.13 WATER FEATURES | 7.22 TENSILE FABRIC STRUCTURE |
| DIV. 3 CONCRETE WORK | DIV. 8 DOORS AND WINDOWS |
| 3.03 CONTROL JOINT | 8.04 HOLLOW METAL STOREFRONT |
| 3.09 CONCRETE COLUMN | 8.06 OVERHEAD COILING DOOR |
| 3.11 CONCRETE WALL | 8.07 STRUCTURAL GLAZING SYSTEM |
| 3.12 CONCRETE WITH VERTICAL RIBBED TEXTURE | 8.09 GLAZING |
| 3.22 CONCRETE CURB | 8.10 FRITTE GLASS PATTERN |
| 3.26 CAST STONE WALL CAP | 8.11 SKYLIGHT |
| 3.27 CAST STONE RAIL | 8.12 SANDBLASTED GLASS |
| 3.28 CAST STONE GUARDRAIL | 8.13 GLAZING GLA-3 |
| 3.33 CONCRETE | 8.14 GLAZING GLA-2 |
| 3.34 CONCRETE BASE | 8.15 GLAZING GLA-4 |
| DIV. 4 MASONRY | DIV. 9 FINISHES |
| 4.04 STONE | 9.16 CONTROL JOINT |
| DIV. 5 METALS | 9.17 EFS |
| 5.15 STEEL PIPE BOLLARD FILLED WITH CONCRETE | 9.20 5/8" GYPSUM BOARD |
| 5.17 DECORATIVE METAL PANEL | 9.36 CS-1 CAST STONE BASE |
| 5.27 METAL RAILING | 9.38 CS-2 CAST STONE BASE |
| 5.28 GLASS RAILING WITH METAL CAP RAIL | DIV. 10 SPECIALTIES |
| 5.29 METAL SECURITY GRILLE | 10.26 LOUVERS |
| 5.30 STEEL TREE ASSEMBLY | 10.30 FEC-1 FIRE EXT. CABINET |
| 5.31 STEEL TREE RING ASSEMBLY | 10.31 FEC-2 FIRE EXT. CABINET |
| DIV. 6 WOOD AND PLASTICS | DIV. 11 EQUIPMENT |
| 6.15 DECORATIVE PANELS | 11.01 PARKING CONTROL EQUIPMENT |
| 6.16 TRELIS | DIV. 14 CONVEYING SYSTEMS |
| 6.17 FRP GRILLE | 14.03 ESCALATOR |
| 6.18 FRP CORNICE | DIV. 15 MECHANICAL |
| 6.19 FRP SILL | 15.11 FIRE EXT. / HOSE CABINET |
| | 15.17 EXHAUST GRILLES |
| | 15.24 ELECTRIC WATER COOLER |
| | DIV. 16 ELECTRICAL |
| | 16.11 TELEPHONE (N.I.C.) |
| | 16.13 VIDEO MONITOR |



A PARTIAL NORTH ELEVATION

SCALE: 1/8"=1'-0"





Hawai'i Convention Center

Convention Center Authority
Honolulu, HI

Wimberly Allison Tong & Goo, Inc.
Honolulu, HI

In association with

Loschky Marquardt & Nesholm
Seattle, WA

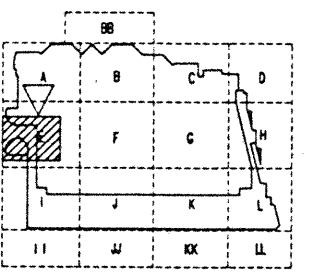
NORDIC / PCL
A Joint Venture
Honolulu, HI

Consultants

This work was prepared by me or under my supervision and construction of this project will be under my observation.

Ernest J. Winkler

ERNEST J. WINKLER
LICENSED PROFESSIONAL ARCHITECT
No. 5343
HAWAII, U.S.A.



Revisions

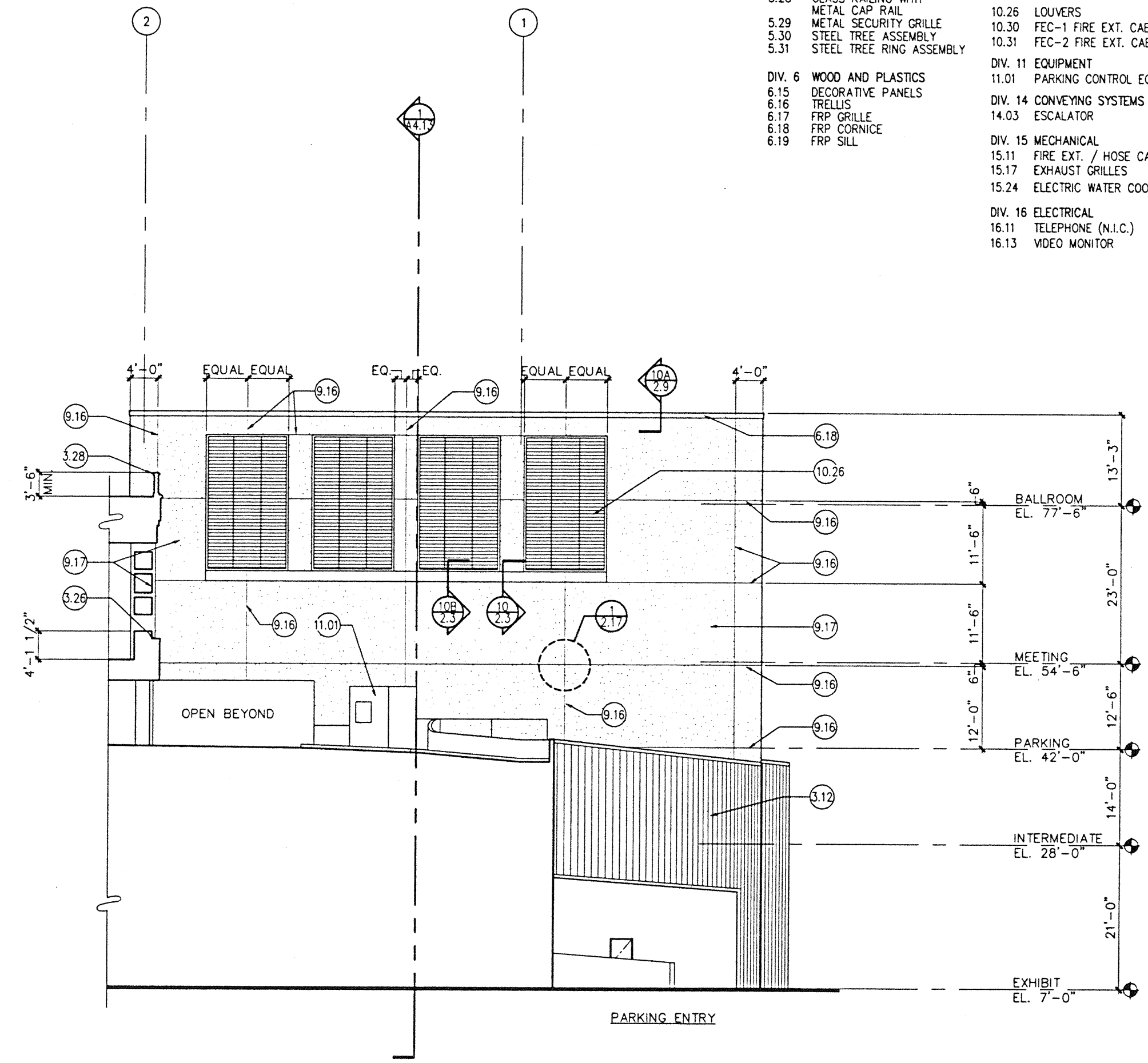
No.	Date	By	Description
12/15/95			FINAL DOCUMENTS
10/17/95			OCTOBER COORDINATION
9/15/95			BUILDING PERMIT SET

PARTIAL EXTERIOR ELEVATION NORTH

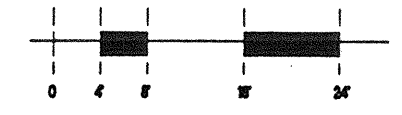
Designed	GL / KNPC
Drawn	LC
Checked	SRK / ENW
Date	8 / 14 / 95
Job No.	93214
Sheet No.	


KEYNOTES

- DIV. 2 SITE WORK
 - 2.09 LANDSCAPING
 - 2.10 FINISH GRADE
 - 2.11 PLANTER
 - 2.13 WATER FEATURES
- DIV. 3 CONCRETE WORK
 - 3.03 CONTROL JOINT
 - 3.09 CONCRETE COLUMN
 - 3.11 CONCRETE WALL
 - 3.12 CONCRETE WITH VERTICAL RIBBED TEXTURE
 - 3.22 CONCRETE CURB
 - 3.26 CAST STONE WALL CAP
 - 3.27 CAST STONE RAIL
 - 3.28 CAST STONE GUARDRAIL
 - 3.33 CONCRETE
 - 3.34 CONCRETE BASE
- DIV. 4 MASONRY
 - 4.04 STONE
- DIV. 5 METALS
 - 5.15 STEEL PIPE BOLLARD FILLED WITH CONCRETE
 - 5.17 DECORATIVE METAL PANEL
 - 5.27 METAL RAILING
 - 5.28 GLASS RAILING WITH METAL CAP RAIL
 - 5.29 METAL SECURITY GRILLE
 - 5.30 STEEL TREE ASSEMBLY
 - 5.31 STEEL TREE RING ASSEMBLY
- DIV. 6 WOOD AND PLASTICS
 - 6.15 DECORATIVE PANELS
 - 6.16 TRELLIS
 - 6.17 FRP GRILLE
 - 6.18 FRP CORNICE
 - 6.19 FRP SILL
- DIV. 7 THERMAL AND MOISTURE PROTECTION
 - 7.09 METAL ROOFING
 - 7.11 METAL FLASHING
 - 7.19 EXPANSION JOINT
 - 7.22 TENSILE FABRIC STRUCTURE
- DIV. 8 DOORS AND WINDOWS
 - 8.04 HOLLOW METAL STOREFRONT
 - 8.06 OVERHEAD COILING DOOR
 - 8.07 STRUCTURAL GLAZING SYSTEM
 - 8.09 GLAZING
 - 8.10 FRITTE GLASS PATTERN
 - 8.11 SKYLIGHT
 - 8.12 SANDBLASTED GLASS
 - 8.13 GLAZING GLA-3
 - 8.14 GLAZING GLA-2
 - 8.15 GLAZING GLA-4
- DIV. 9 FINISHES
 - 9.16 CONTROL JOINT
 - 9.17 EFS
 - 9.20 5/8" GYPSUM BOARD
 - 9.36 CS-1 CAST STONE BASE
 - 9.38 CS-2 CAST STONE BASE
- DIV. 10 SPECIALTIES
 - 10.26 LOUVERS
 - 10.30 FEC-1 FIRE EXT. CABINET
 - 10.31 FEC-2 FIRE EXT. CABINET
- DIV. 11 EQUIPMENT
 - 11.01 PARKING CONTROL EQUIPMENT
- DIV. 14 CONVEYING SYSTEMS
 - 14.03 ESCALATOR
- DIV. 15 MECHANICAL
 - 15.11 FIRE EXT. / HOSE CABINET
 - 15.17 EXHAUST GRILLES
 - 15.24 ELECTRIC WATER COOLER
- DIV. 16 ELECTRICAL
 - 16.11 TELEPHONE (N.I.C.)
 - 16.13 VIDEO MONITOR



A PARTIAL NORTH ELEVATION
SCALE: 1/8"=1'-0"





Hawai'i Convention Center

Convention Center Authority
Honolulu, HI

Wimberly Allison Tong & Goo, Inc.
Honolulu, HI

in association with

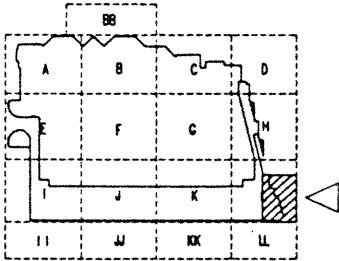
Loschky Marquardt & Nesholm
Seattle, WA

NORDIC / PCL
A Joint Venture
Honolulu, HI

Consultants

This work was prepared by me or under my supervision and construction of this project will be under my observation.

Eugene J. Wataha
Eugene J. Wataha
Professional Architect
No. 5343
HAWAII, U.S.A.



Revisions

No.	Date	By	Description
12/15/95			FINAL DOCUMENTS
10/17/95			OCTOBER COORDINATION
9/15/95			BUILDING PERMIT SET

Sheet Title

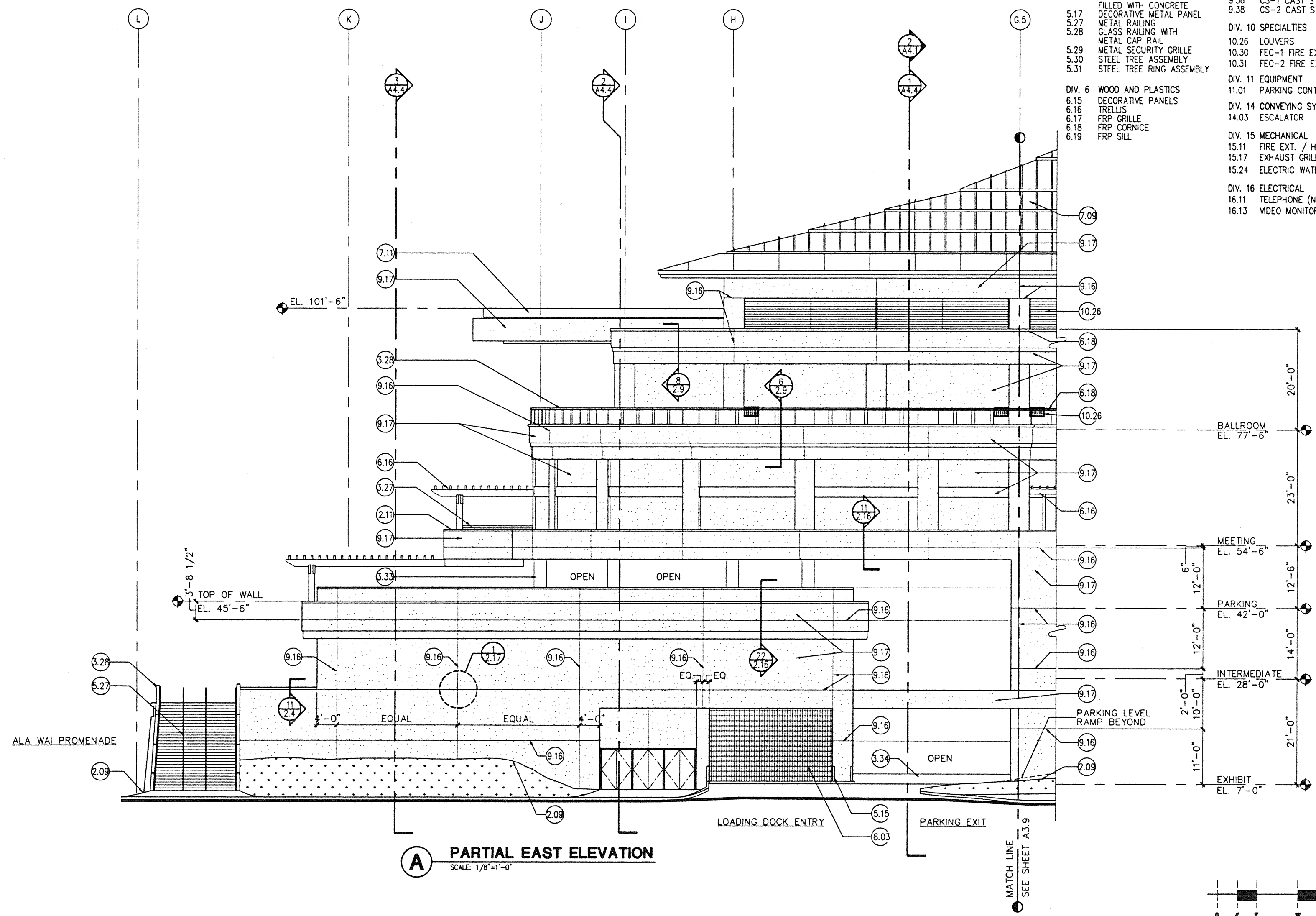
PARTIAL EXTERIOR ELEVATION EAST

Designed	GL / KNPC
Drawn	LC
Checked	SPK / EW
Date	8 / 14 / 95
Job No.	9324
Sheet No.	


A3.8

KEYNOTES

- DIV. 2 SITE WORK
 - 2.09 LANDSCAPING
 - 2.10 FINISH GRADE
 - 2.11 PLANTER
 - 2.13 WATER FEATURES
- DIV. 3 CONCRETE WORK
 - 3.03 CONTROL JOINT
 - 3.09 CONCRETE COLUMN
 - 3.11 CONCRETE WALL
 - 3.12 CONCRETE WITH VERTICAL RIBBED TEXTURE
 - 3.22 CONCRETE CURB
 - 3.26 CAST STONE WALL CAP
 - 3.27 CAST STONE RAIL
 - 3.28 CAST STONE GUARDRAIL
 - 3.33 CONCRETE
 - 3.34 CONCRETE BASE
- DIV. 4 MASONRY
 - 4.04 STONE
- DIV. 5 METALS
 - 5.15 STEEL PIPE BOLLARD FILLED WITH CONCRETE
 - 5.17 DECORATIVE METAL PANEL
 - 5.27 METAL RAILING
 - 5.28 GLASS RAILING WITH METAL CAP RAIL
 - 5.29 METAL SECURITY GRILLE
 - 5.30 STEEL TREE ASSEMBLY
 - 5.31 STEEL TREE RING ASSEMBLY
- DIV. 6 WOOD AND PLASTICS
 - 6.15 DECORATIVE PANELS
 - 6.16 TRELLIS
 - 6.17 FRP GRILLE
 - 6.18 FRP CORNICE
 - 6.19 FRP SILL
- DIV. 7 THERMAL AND MOISTURE PROTECTION
 - 7.09 METAL ROOFING
 - 7.11 METAL FLASHING
 - 7.19 EXPANSION JOINT
 - 7.22 TENSILE FABRIC STRUCTURE
- DIV. 8 DOORS AND WINDOWS
 - 8.04 HOLLOW METAL STOREFRONT
 - 8.06 OVERHEAD COILING DOOR
 - 8.07 STRUCTURAL GLAZING SYSTEM
 - 8.09 GLAZING
 - 8.10 FRITTE GLASS PATTERN
 - 8.11 SKYLIGHT
 - 8.12 SANDBLASTED GLASS
 - 8.13 GLAZING GL-3
 - 8.14 GLAZING GLA-2
 - 8.15 GLAZING GLA-4
- DIV. 9 FINISHES
 - 9.16 CONTROL JOINT
 - 9.17 EFS
 - 9.20 5/8" GYPSUM BOARD
 - 9.36 CS-1 CAST STONE BASE
 - 9.38 CS-2 CAST STONE BASE
- DIV. 10 SPECIALTIES
 - 10.26 LOUVERS
 - 10.30 FEC-1 FIRE EXT. CABINET
 - 10.31 FEC-2 FIRE EXT. CABINET
- DIV. 11 EQUIPMENT
 - 11.01 PARKING CONTROL EQUIPMENT
- DIV. 14 CONVEYING SYSTEMS
 - 14.03 ESCALATOR
- DIV. 15 MECHANICAL
 - 15.11 FIRE EXT. / HOSE CABINET
 - 15.17 EXHAUST GRILLES
 - 15.24 ELECTRIC WATER COOLER
- DIV. 16 ELECTRICAL
 - 16.11 TELEPHONE (N.I.C.)
 - 16.13 VIDEO MONITOR



A PARTIAL EAST ELEVATION
SCALE: 1/8"=1'-0"



Hawai'i Convention Center

Convention Center Authority
Honolulu, HI

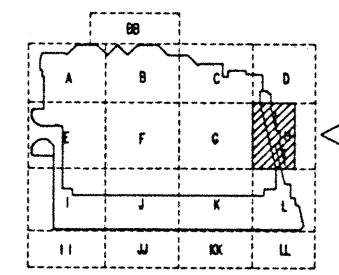
Wimberly Allison Tong & Goo, Inc.
Honolulu, HI
in association with

Loschky Marquardt & Nesholm
Seattle, WA

NORDIC / PCL
A Joint Venture
Honolulu, HI

Consultants

ENGINEER I. WATANABE
LICENSED PROFESSIONAL ARCHITECT
No. 5342
HAWAII, U.S.A.
I. Watanabe
This work was prepared by me or under my supervision and construction of this project will be under my observation.



Revisions

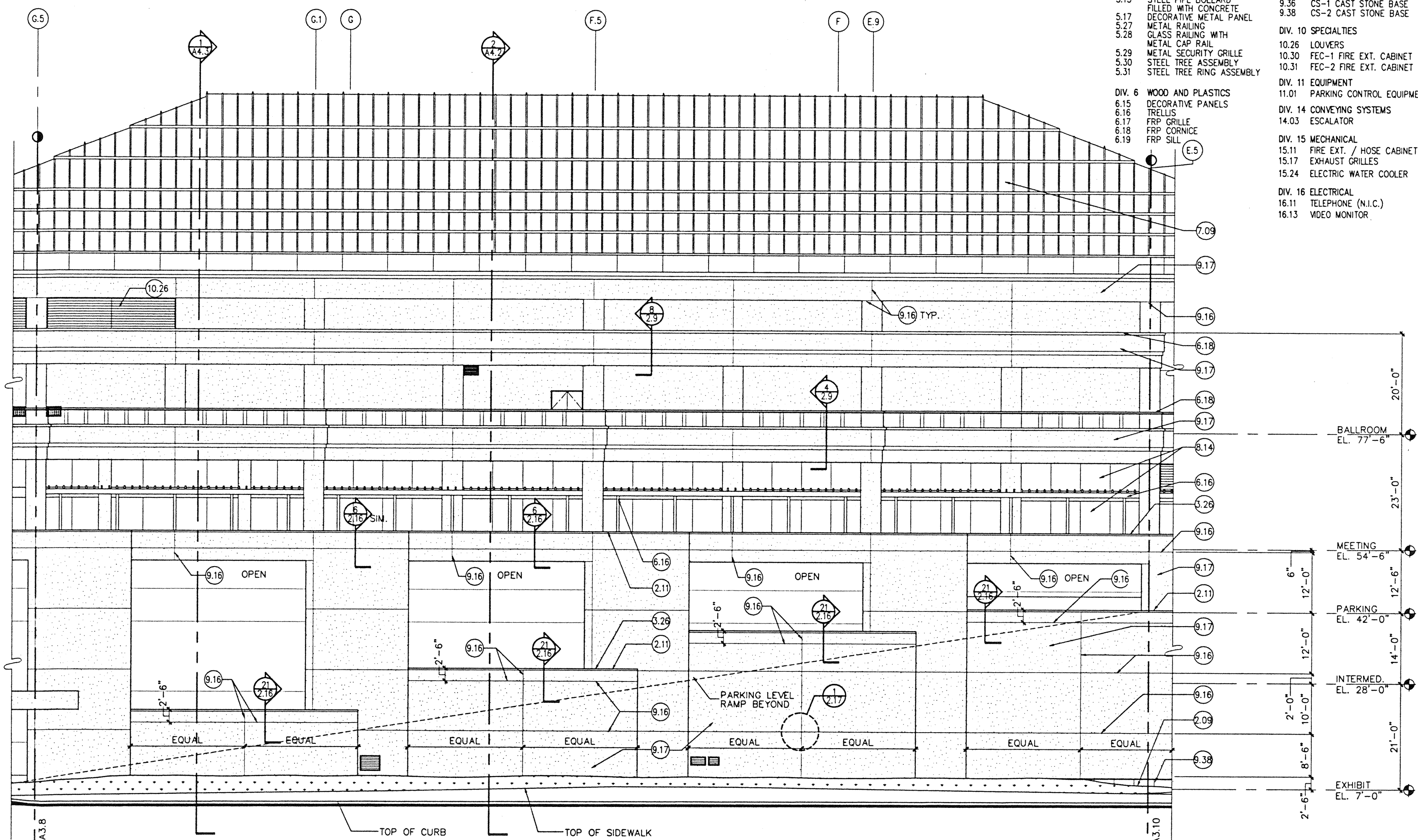
No.	Date	By	Description
12/15/95			FINAL DOCUMENTS
10/17/95			OCTOBER COORDINATION
9/15/95			BUILDING PERMIT SET

Sheet Title
PARTIAL EXTERIOR ELEVATION EAST

Designed	GL / KNPC
Drawn	LC
Checked	SRK / ENW
Date	8 / 14 / 95
Job No.	932M
Sheet No.	


KEYNOTES

- DIV. 2 SITE WORK
 - 2.09 LANDSCAPING
 - 2.10 FINISH GRADE
 - 2.11 PLANTER
 - 2.13 WATER FEATURES
- DIV. 3 CONCRETE WORK
 - 3.03 CONTROL JOINT
 - 3.09 CONCRETE COLUMN
 - 3.11 CONCRETE WALL
 - 3.12 CONCRETE WITH VERTICAL RIBBED TEXTURE
 - 3.22 CONCRETE CURB
 - 3.26 CAST STONE WALL CAP
 - 3.27 CAST STONE RAIL
 - 3.28 CAST STONE GUARDRAIL
 - 3.33 CONCRETE
 - 3.34 CONCRETE BASE
- DIV. 4 MASONRY
 - 4.04 STONE
- DIV. 5 METALS
 - 5.15 STEEL PIPE BOLLARD FILLED WITH CONCRETE
 - 5.17 DECORATIVE METAL PANEL
 - 5.27 METAL RAILING
 - 5.28 GLASS RAILING WITH METAL CAP RAIL
 - 5.29 METAL SECURITY GRILLE
 - 5.30 STEEL TREE ASSEMBLY
 - 5.31 STEEL TREE RING ASSEMBLY
- DIV. 6 WOOD AND PLASTICS
 - 6.15 DECORATIVE PANELS
 - 6.17 TRELLIS
 - 6.17 FRP GRILLE
 - 6.18 FRP CORNICE
 - 6.19 FRP SILL
- DIV. 7 THERMAL AND MOISTURE PROTECTION
 - 7.09 METAL ROOFING
 - 7.11 METAL FLASHING
 - 7.19 EXPANSION JOINT
 - 7.22 TENSILE FABRIC STRUCTURE
- DIV. 8 DOORS AND WINDOWS
 - 8.04 HOLLOW METAL STOREFRONT
 - 8.06 OVERHEAD COILING DOOR
 - 8.07 STRUCTURAL GLAZING SYSTEM
 - 8.09 GLAZING
 - 8.10 FRITTE GLASS PATTERN
 - 8.11 SKYLIGHT
 - 8.12 SANDBLASTED GLASS
 - 8.13 GLAZING GL-3
 - 8.14 GLAZING GLA-2
 - 8.15 GLAZING GLA-4
- DIV. 9 FINISHES
 - 9.16 CONTROL JOINT
 - 9.17 EFS
 - 9.20 5/8" GYPSUM BOARD
 - 9.36 CS-1 CAST STONE BASE
 - 9.38 CS-2 CAST STONE BASE
- DIV. 10 SPECIALTIES
 - 10.26 LOUVERS
 - 10.30 FEC-1 FIRE EXT. CABINET
 - 10.31 FEC-2 FIRE EXT. CABINET
- DIV. 11 EQUIPMENT
 - 11.01 PARKING CONTROL EQUIPMENT
- DIV. 14 CONVEYING SYSTEMS
 - 14.03 ESCALATOR
- DIV. 15 MECHANICAL
 - 15.11 FIRE EXT. / HOSE CABINET
 - 15.17 EXHAUST GRILLES
 - 15.24 ELECTRIC WATER COOLER
- DIV. 16 ELECTRICAL
 - 16.11 TELEPHONE (N.I.C.)
 - 16.13 VIDEO MONITOR



A PARTIAL EAST ELEVATION
SCALE: 1/8"=1'-0"





Hawai'i Convention Center

Convention Center Authority
Honolulu, HI

Wimberly Allison Tong & Goo, Inc.
Honolulu, HI

in association with

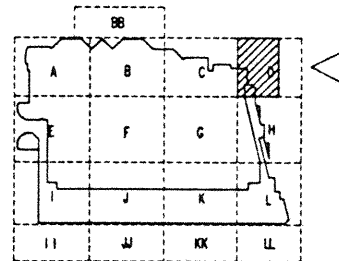
Loschky Marquardt & Neshom
Seattle, WA

NORDIC / PCL
A Joint Venture
Honolulu, HI

Consultants

DIV. 16 ELECTRICAL
16.11 TELEPHONE (N.I.C.)
16.13 VIDEO MONITOR

This work was prepared by me or under my supervision and construction of this project will be under my observation.
EUGENE I. WATKINS
LICENSED PROFESSIONAL ARCHITECT
No. 5343
HAWAII, U.S.A.
Eugene I. Watkins



Revisions

No.	Date	By	Description
12/15/95			FINAL DOCUMENTS
10/17/95			OCTOBER COORDINATION
9/15/95			BUILDING PERMIT SET

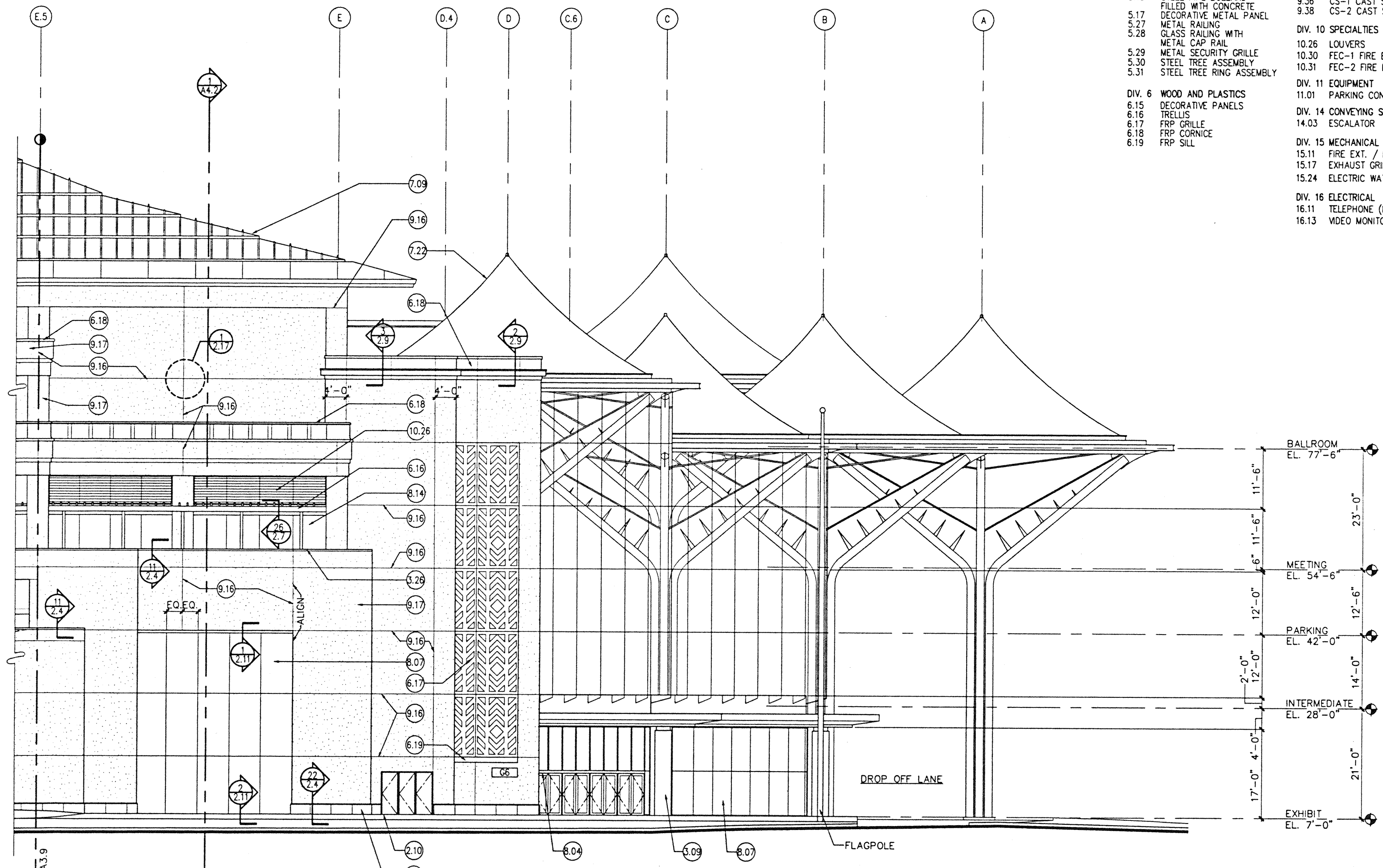
Sheet Title

PARTIAL EXTERIOR ELEVATION EAST

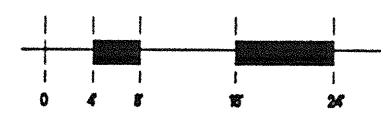
Designed	GL / KNPC
Drawn	LC
Checked	SPK / EW
Date	8 / 14 / 95
Job No.	932M
Sheet No.	


KEYNOTES

- DIV. 2 SITE WORK
 - 2.09 LANDSCAPING
 - 2.10 FINISH GRADE
 - 2.11 PLANTER
 - 2.13 WATER FEATURES
- DIV. 3 CONCRETE WORK
 - 3.03 CONTROL JOINT
 - 3.09 CONCRETE COLUMN
 - 3.11 CONCRETE WALL
 - 3.12 CONCRETE WITH VERTICAL RIBBED TEXTURE
 - 3.22 CONCRETE CURB
 - 3.26 CAST STONE WALL CAP
 - 3.27 CAST STONE RAIL
 - 3.28 CAST STONE GUARDRAIL
 - 3.33 CONCRETE
 - 3.34 CONCRETE BASE
- DIV. 4 MASONRY
 - 4.04 STONE
- DIV. 5 METALS
 - 5.15 STEEL PIPE BOLLARD FILLED WITH CONCRETE
 - 5.17 DECORATIVE METAL PANEL
 - 5.27 METAL RAILING
 - 5.28 CLASS RAILING WITH METAL CAP RAIL
 - 5.29 METAL SECURITY GRILLE
 - 5.30 STEEL TREE ASSEMBLY
 - 5.31 STEEL TREE RING ASSEMBLY
- DIV. 6 WOOD AND PLASTICS
 - 6.15 DECORATIVE PANELS
 - 6.16 TRELLIS
 - 6.17 FRP GRILLE
 - 6.18 FRP CORNICE
 - 6.19 FRP SILL
- DIV. 7 THERMAL AND MOISTURE PROTECTION
 - 7.09 METAL ROOFING
 - 7.11 METAL FLASHING
 - 7.19 EXPANSION JOINT
 - 7.22 TENSILE FABRIC STRUCTURE
- DIV. 8 DOORS AND WINDOWS
 - 8.04 HOLLOW METAL STOREFRONT
 - 8.06 OVERHEAD COILING DOOR
 - 8.07 STRUCTURAL GLAZING SYSTEM
 - 8.09 GLAZING
 - 8.10 FRITTE GLASS PATTERN
 - 8.11 SKYLIGHT
 - 8.12 SANDBLASTED GLASS
 - 8.13 GLAZING GL-3
 - 8.14 GLAZING GLA-2
 - 8.15 GLAZING GLA-4
- DIV. 9 FINISHES
 - 9.16 CONTROL JOINT
 - 9.17 EFS
 - 9.20 5/8" GYPSUM BOARD
 - 9.36 CS-1 CAST STONE BASE
 - 9.38 CS-2 CAST STONE BASE
- DIV. 10 SPECIALTIES
 - 10.26 LOUVERS
 - 10.30 FEC-1 FIRE EXT. CABINET
 - 10.31 FEC-2 FIRE EXT. CABINET
- DIV. 11 EQUIPMENT
 - 11.01 PARKING CONTROL EQUIPMENT
- DIV. 14 CONVEYING SYSTEMS
 - 14.03 ESCALATOR
- DIV. 15 MECHANICAL
 - 15.11 FIRE EXT. / HOSE CABINET
 - 15.17 EXHAUST GRILLES
 - 15.24 ELECTRIC WATER COOLER



A PARTIAL EAST ELEVATION
SCALE: 1/8"=1'-0"





Hawai'i Convention Center

Convention Center Authority
Honolulu, HI

Wimberly Allison Tong & Goo, Inc.
Honolulu, HI

in association with

Loschky Marquardt & Neshom
Seattle, WA

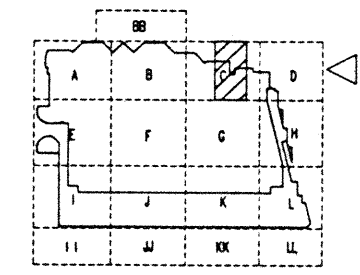
NORDIC / PCL
A Joint Venture
Honolulu, HI

Consultants



This work was prepared by me or under my supervision and construction of this project will be under my observation.

Eugene I. Watahara



Revisions

No.	Date	By	Description
12/15/95			FINAL DOCUMENTS
12/17/95			OCTOBER COORDINATION
9/15/95			BUILDING PERMIT SET

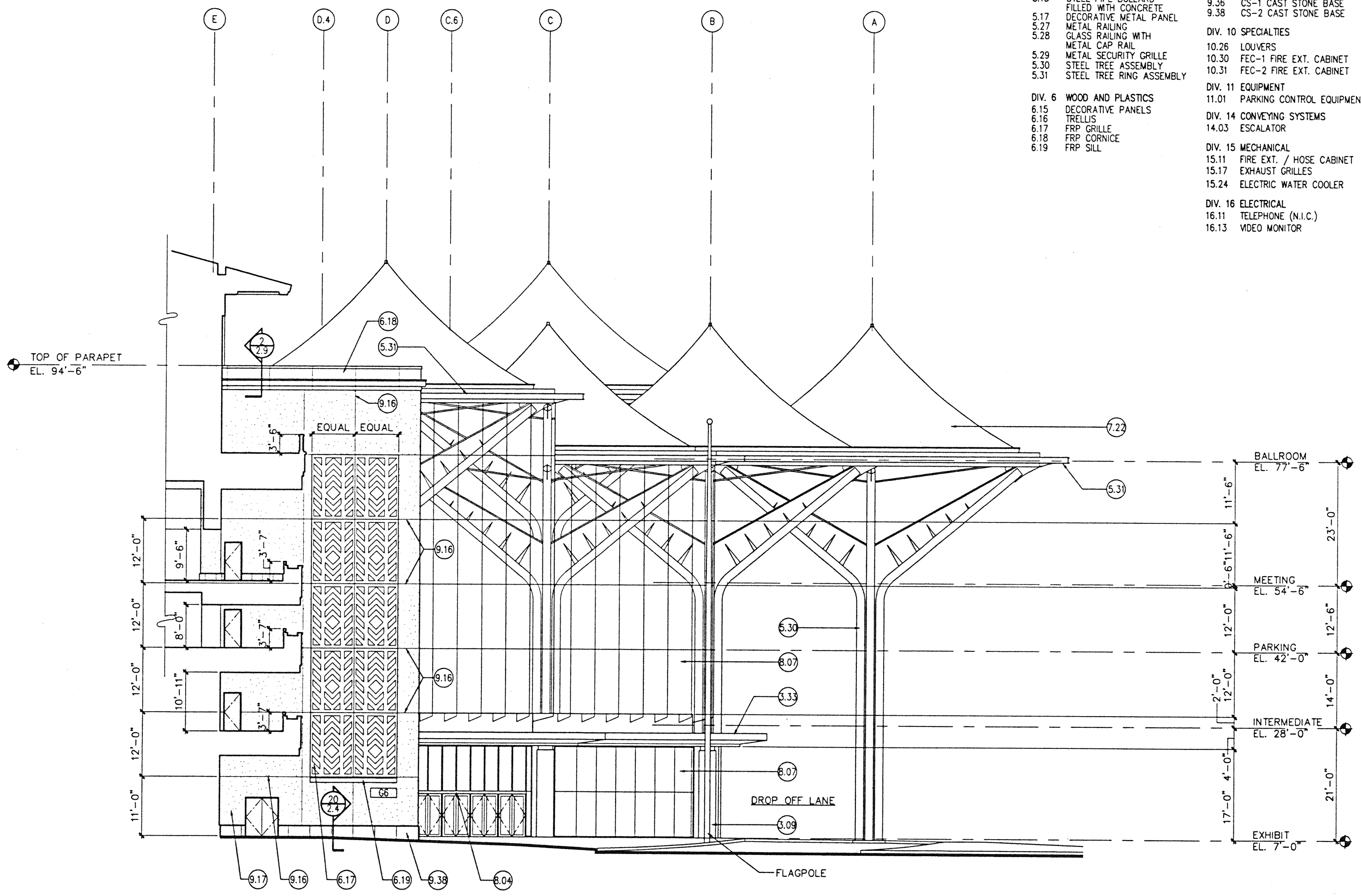
Sheet Title

PARTIAL EXTERIOR ELEVATION EAST

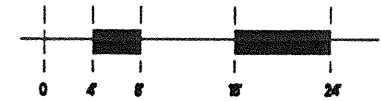
Designed	GL / KNPC
Drawn	LC
Checked	SPK / EW
Date	8 / 14 / 95
Job No.	93214
Sheet No.	


KEYNOTES

- DIV. 2 SITE WORK
 - 2.09 LANDSCAPING
 - 2.10 FINISH GRADE
 - 2.11 PLANTER
 - 2.13 WATER FEATURES
- DIV. 3 CONCRETE WORK
 - 3.03 CONTROL JOINT
 - 3.09 CONCRETE COLUMN
 - 3.11 CONCRETE WALL
 - 3.12 CONCRETE WITH VERTICAL RIBBED TEXTURE
 - 3.22 CONCRETE CURB
 - 3.26 CAST STONE WALL CAP
 - 3.27 CAST STONE RAIL
 - 3.28 CAST STONE GUARDRAIL
 - 3.33 CONCRETE
 - 3.34 CONCRETE BASE
- DIV. 4 MASONRY
 - 4.04 STONE
- DIV. 5 METALS
 - 5.15 STEEL PIPE BOLLARD FILLED WITH CONCRETE
 - 5.17 DECORATIVE METAL PANEL
 - 5.27 METAL RAILING
 - 5.28 GLASS RAILING WITH METAL CAP RAIL
 - 5.29 METAL SECURITY GRILLE
 - 5.30 STEEL TREE ASSEMBLY
 - 5.31 STEEL TREE RING ASSEMBLY
- DIV. 6 WOOD AND PLASTICS
 - 6.15 DECORATIVE PANELS
 - 6.16 TRELLIS
 - 6.17 FRP GRILLE
 - 6.18 FRP CORNICE
 - 6.19 FRP SILL
- DIV. 7 THERMAL AND MOISTURE PROTECTION
 - 7.09 METAL ROOFING
 - 7.11 METAL FLASHING
 - 7.19 EXPANSION JOINT
 - 7.22 TENSILE FABRIC STRUCTURE
- DIV. 8 DOORS AND WINDOWS
 - 8.04 HOLLOW METAL STOREFRONT
 - 8.06 OVERHEAD COILING DOOR
 - 8.07 STRUCTURAL GLAZING SYSTEM
 - 8.09 GLAZING
 - 8.10 FRITTE GLASS PATTERN
 - 8.11 SKYLIGHT
 - 8.12 SANDBLASTED GLASS
 - 8.13 GLAZING GLA-3
 - 8.14 GLAZING GLA-2
 - 8.15 GLAZING GLA-4
- DIV. 9 FINISHES
 - 9.16 CONTROL JOINT
 - 9.17 EFS
 - 9.20 5/8" GYPSUM BOARD
 - 9.36 CS-1 CAST STONE BASE
 - 9.38 CS-2 CAST STONE BASE
- DIV. 10 SPECIALTIES
 - 10.26 LOUVERS
 - 10.30 FEC-1 FIRE EXT. CABINET
 - 10.31 FEC-2 FIRE EXT. CABINET
- DIV. 11 EQUIPMENT
 - 11.01 PARKING CONTROL EQUIPMENT
- DIV. 14 CONVEYING SYSTEMS
 - 14.03 ESCALATOR
- DIV. 15 MECHANICAL
 - 15.11 FIRE EXT. / HOSE CABINET
 - 15.17 EXHAUST GRILLES
 - 15.24 ELECTRIC WATER COOLER
- DIV. 16 ELECTRICAL
 - 16.11 TELEPHONE (N.I.C.)
 - 16.13 VIDEO MONITOR



A PARTIAL EAST ELEVATION
SCALE: 1/8"=1'-0"





Hawai'i Convention Center

Convention Center Authority
Honolulu, HI


Wimberly Allison Tong & Goo, Inc.
Honolulu, HI

In association with

Loeschky Marquardt & Nesholm
Seattle, WA

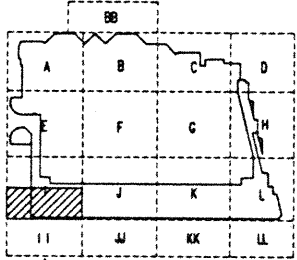
NORDIC / PCL
A Joint Venture
Honolulu, HI

Consultants



This work was prepared by me or under my supervision and construction of this project will be under my observation.

Eugene I. Wataha
Professional Engineer
No. 5343
State of Hawaii, U.S.A.



Revisions

12/15/95	FINAL DOCUMENTS
10/17/95	OCTOBER COORDINATION
9/15/95	BUILDING PERMIT SET

No. Date By Description

Sheet Title

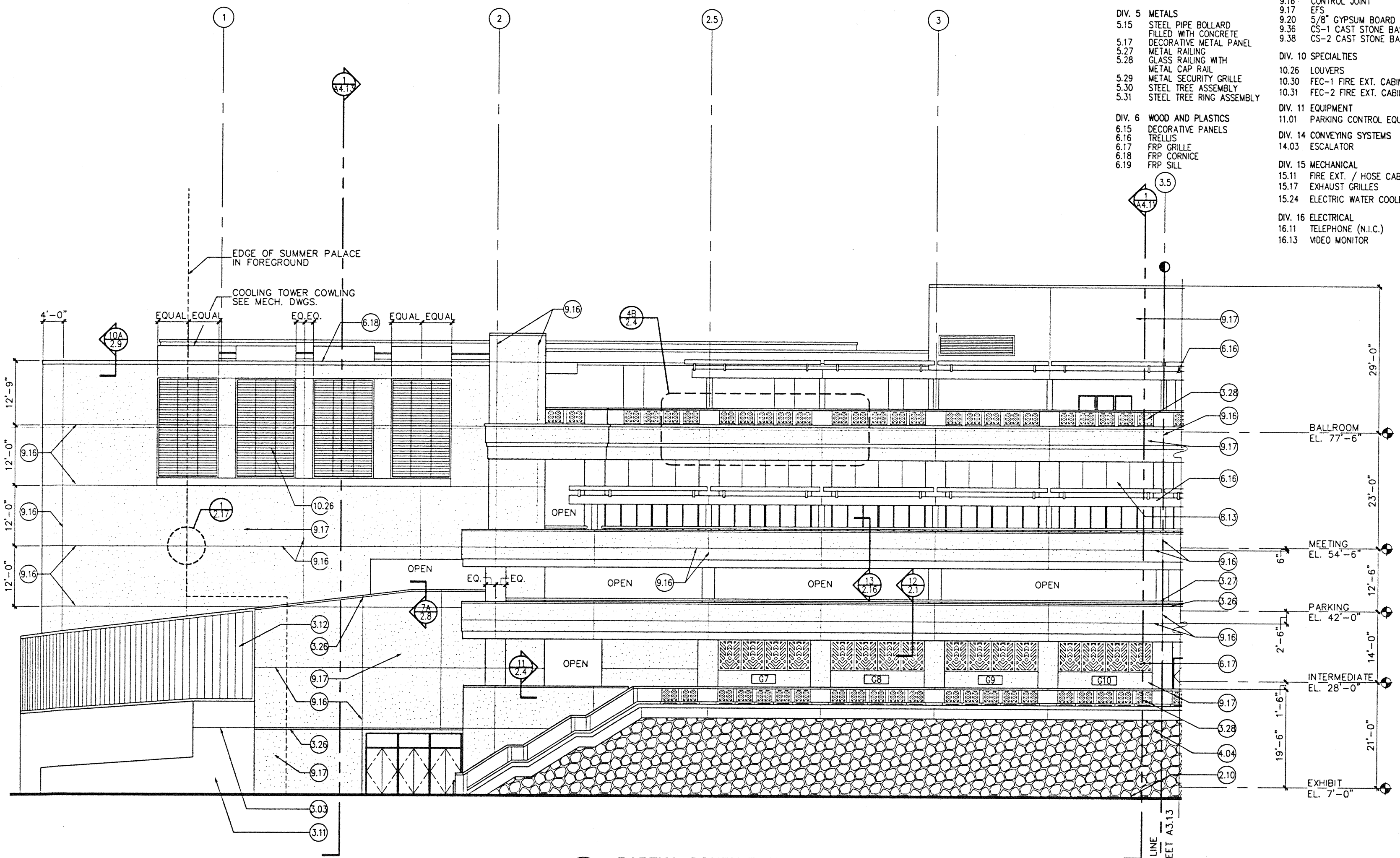
PARTIAL EXTERIOR ELEVATION SOUTH

Designed	GL / KJPC
Drawn	LC
Checked	SRK / EW
Date	8 / 14 / 95
Job No.	9324
Sheet No.	

A3.12


KEYNOTES

- DIV. 2 SITE WORK
 - 2.09 LANDSCAPING
 - 2.10 FINISH GRADE
 - 2.11 PLANTER
 - 2.13 WATER FEATURES
- DIV. 3 CONCRETE WORK
 - 3.03 CONTROL JOINT
 - 3.09 CONCRETE COLUMN
 - 3.11 CONCRETE WALL
 - 3.12 CONCRETE WITH VERTICAL RIBBED TEXTURE
 - 3.22 CONCRETE CURB
 - 3.26 CAST STONE WALL CAP
 - 3.27 CAST STONE RAIL
 - 3.28 CAST STONE GUARDRAIL
 - 3.33 CONCRETE
 - 3.34 CONCRETE BASE
- DIV. 4 MASONRY
 - 4.04 STONE
- DIV. 5 METALS
 - 5.15 STEEL PIPE BOLLARD FILLED WITH CONCRETE
 - 5.17 DECORATIVE METAL PANEL
 - 5.27 METAL RAILING
 - 5.28 GLASS RAILING WITH METAL CAP RAIL
 - 5.29 METAL SECURITY GRILLE
 - 5.30 STEEL TREE ASSEMBLY
 - 5.31 STEEL TREE RING ASSEMBLY
- DIV. 6 WOOD AND PLASTICS
 - 6.15 DECORATIVE PANELS
 - 6.16 TRELLIS
 - 6.17 FRP GRILLE
 - 6.18 FRP CORNICE
 - 6.19 FRP SILL
- DIV. 7 THERMAL AND MOISTURE PROTECTION
 - 7.09 METAL ROOFING
 - 7.11 METAL FLASHING
 - 7.19 EXPANSION JOINT
 - 7.22 TENSILE FABRIC STRUCTURE
- DIV. 8 DOORS AND WINDOWS
 - 8.04 HOLLOW METAL STOREFRONT OVERHEAD COILING DOOR
 - 8.06 STRUCTURAL GLAZING SYSTEM
 - 8.07 GLAZING
 - 8.09 FRITTE GLASS PATTERN SKYLIGHT
 - 8.10 SKYLIGHT
 - 8.11 SANDBLASTED GLASS
 - 8.12 GLAZING GL-3
 - 8.13 GLAZING GLA-2
 - 8.14 GLAZING GLA-4
 - 8.15
- DIV. 9 FINISHES
 - 9.16 CONTROL JOINT
 - 9.17 EFS
 - 9.20 5/8" GYPSUM BOARD
 - 9.36 CS-1 CAST STONE BASE
 - 9.38 CS-2 CAST STONE BASE
- DIV. 10 SPECIALTIES
 - 10.26 LOUVERS
 - 10.30 FEC-1 FIRE EXT. CABINET
 - 10.31 FEC-2 FIRE EXT. CABINET
- DIV. 11 EQUIPMENT
 - 11.01 PARKING CONTROL EQUIPMENT
- DIV. 14 CONVEYING SYSTEMS
 - 14.03 ESCALATOR
- DIV. 15 MECHANICAL
 - 15.11 FIRE EXT. / HOSE CABINET
 - 15.17 EXHAUST GRILLES
 - 15.24 ELECTRIC WATER COOLER
- DIV. 16 ELECTRICAL
 - 16.11 TELEPHONE (N.I.C.)
 - 16.13 VIDEO MONITOR



A PARTIAL SOUTH ELEVATION
SCALE: 1/8"=1'-0"





Hawai'i Convention Center

Convention Center Authority
Honolulu, HI

Wimberly Allison Tong & Goo, Inc.
Honolulu, HI

in association with

Loschky Marquardt & Nesholm
Seattle, WA

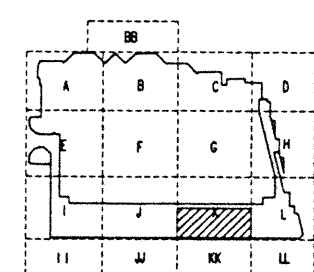
NORDIC / PCL
A Joint Venture
Honolulu, HI

Consultants

This work was prepared by me or under my supervision and construction of this project will be under my observation.

EUGENE I. WATAHARA
LICENSED PROFESSIONAL ARCHITECT
No. 5343
HAWAII, U.S.A.

Eugene I. Watahara



Revisions

No.	Date	By	Description
12/15/95		GL / KNPC	FINAL DOCUMENTS
10/17/95		LC	OCTOBER COORDINATION
9/15/95		SPK / EW	BUILDING PERMIT SET

Sheet Title

PARTIAL EXTERIOR ELEVATION SOUTH

Designed	GL / KNPC
Drawn	LC
Checked	SPK / EW
Date	8 / 14 / 95
Job No.	83214
Sheet No.	

A3.14

KEYNOTES

DIV. 2 SITE WORK

- 2.09 LANDSCAPING
- 2.10 FINISH GRADE
- 2.11 PLANTER
- 2.13 WATER FEATURES

DIV. 3 CONCRETE WORK

- 3.03 CONTROL JOINT
- 3.09 CONCRETE COLUMN
- 3.11 CONCRETE WALL
- 3.12 CONCRETE WITH VERTICAL RIBBED TEXTURE
- 3.22 CONCRETE CURB
- 3.26 CAST STONE WALL CAP
- 3.27 CAST STONE RAIL
- 3.28 CAST STONE GUARDRAIL
- 3.33 CONCRETE
- 3.34 CONCRETE BASE

DIV. 4 MASONRY

- 4.04 STONE

DIV. 5 METALS

- 5.15 STEEL PIPE BOLLARD FILLED WITH CONCRETE
- 5.17 DECORATIVE METAL PANEL
- 5.27 METAL RAILING
- 5.28 GLASS RAILING WITH METAL CAP RAIL
- 5.29 METAL SECURITY GRILLE
- 5.30 STEEL TREE ASSEMBLY
- 5.31 STEEL TREE RING ASSEMBLY

DIV. 6 WOOD AND PLASTICS

- 6.15 DECORATIVE PANELS
- 6.16 TRELLIS
- 6.17 FRP GRILLE
- 6.18 FRP CORNICE
- 6.19 FRP SILL

DIV. 7 THERMAL AND MOISTURE PROTECTION

- 7.09 METAL ROOFING
- 7.11 METAL FLASHING
- 7.19 EXPANSION JOINT
- 7.22 TENSILE FABRIC STRUCTURE

DIV. 8 DOORS AND WINDOWS

- 8.04 HOLLOW METAL STOREFRONT
- 8.06 OVERHEAD COILING DOOR
- 8.07 STRUCTURAL GLAZING SYSTEM
- 8.09 GLAZING
- 8.10 FRITTE GLASS PATTERN
- 8.11 SKYLIGHT
- 8.12 SANDBLASTED GLASS
- 8.13 GLAZING GLA-3
- 8.14 GLAZING GLA-2
- 8.15 GLAZING GLA-4

DIV. 9 FINISHES

- 9.16 CONTROL JOINT
- 9.17 EFS
- 9.20 5/8" GYPSUM BOARD
- 9.36 CS-1 CAST STONE BASE
- 9.38 CS-2 CAST STONE BASE

DIV. 10 SPECIALTIES

- 10.26 LOUVERS
- 10.30 FEC-1 FIRE EXT. CABINET
- 10.31 FEC-2 FIRE EXT. CABINET

DIV. 11 EQUIPMENT

- 11.01 PARKING CONTROL EQUIPMENT

DIV. 14 CONVEYING SYSTEMS

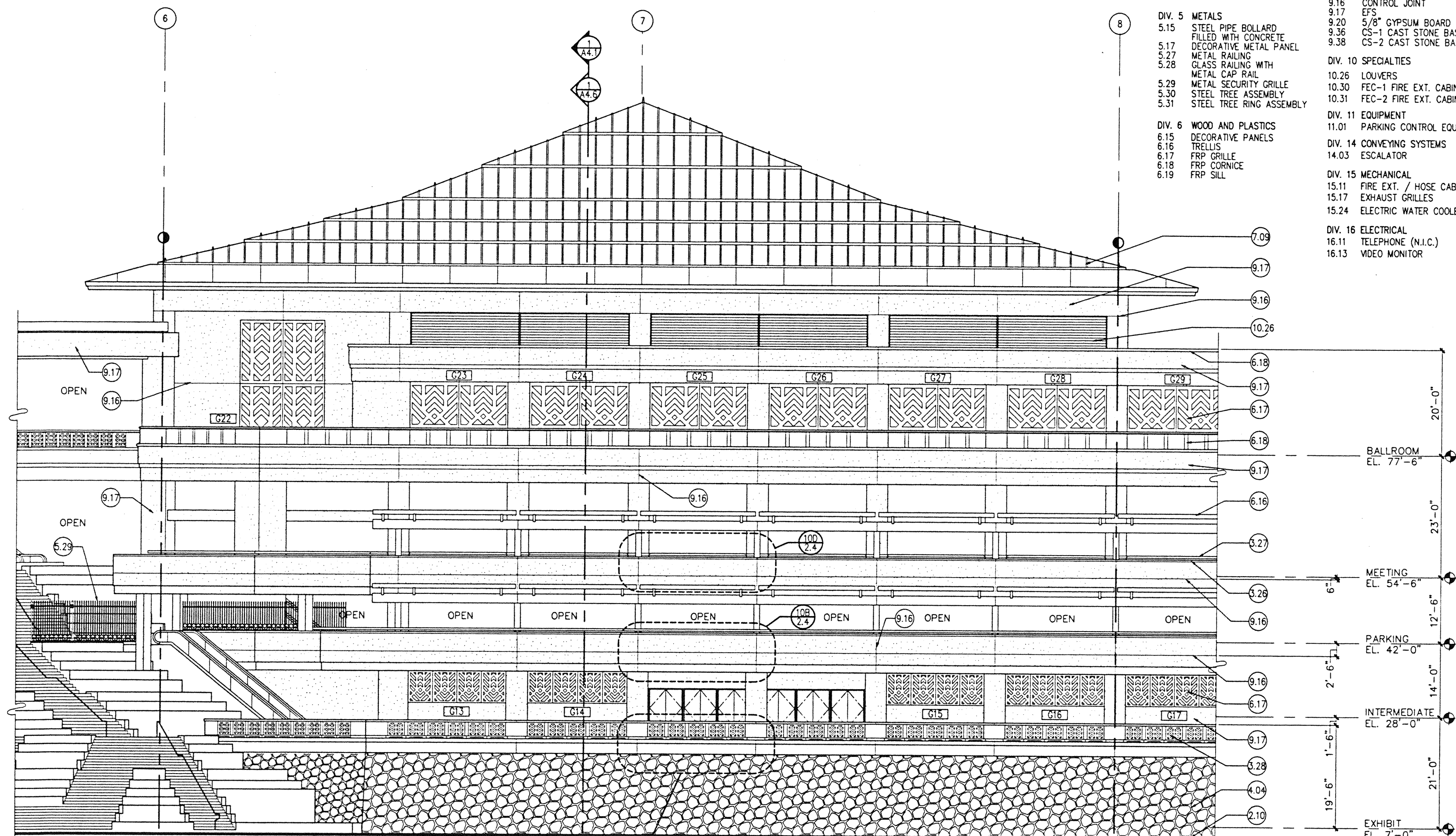
- 14.03 ESCALATOR

DIV. 15 MECHANICAL

- 15.11 FIRE EXT. / HOSE CABINET
- 15.17 EXHAUST GRILLES
- 15.24 ELECTRIC WATER COOLER

DIV. 16 ELECTRICAL


- 16.11 TELEPHONE (N.I.C.)
- 16.13 VIDEO MONITOR



A PARTIAL SOUTH ELEVATION

SCALE: 1/8"=1'-0"





Hawai'i Convention Center

Convention Center Authority
Honolulu, HI

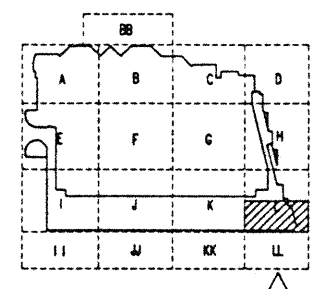

Wimberly Alison Tong & Goo, Inc.
Honolulu, HI

in association with

Loschky Marquardt & Neshom
Seattle, WA

NORDIC / PCL
A Joint Venture
Honolulu, HI

Consultants

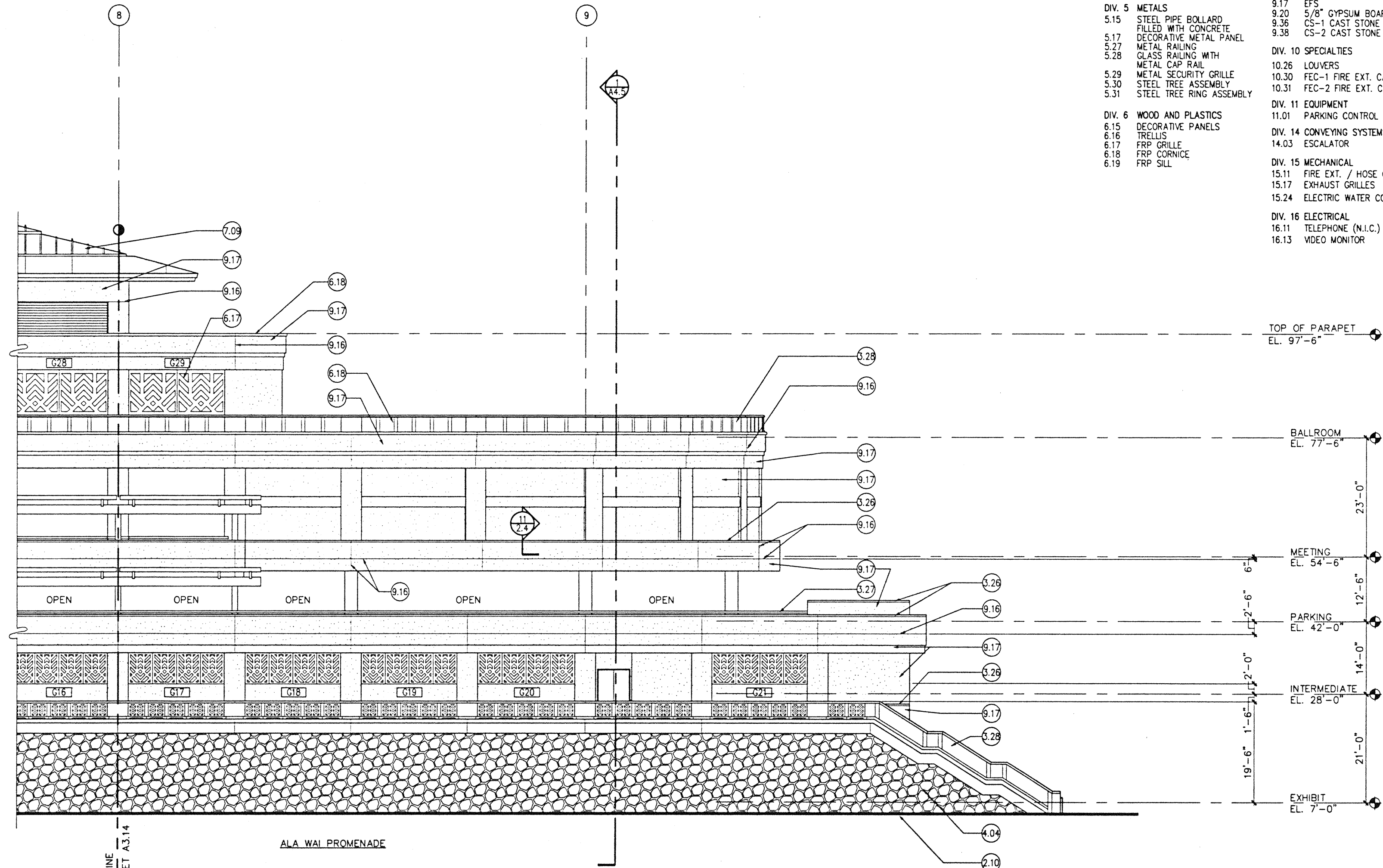


Revisions	
No.	Description
12/15/95	FINAL DOCUMENTS
10/17/95	OCTOBER COORDINATION
9/15/95	BUILDING PERMIT SET

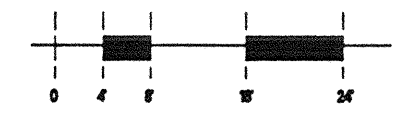
Sheet Title	
PARTIAL EXTERIOR ELEVATION SOUTH	
Designed	GL / KNPC
Drawn	LC
Checked	SRK / ENW
Date	8 / 14 / 95
Job No.	98214
Sheet No.	


KEYNOTES

- DIV. 2 SITE WORK
 - 2.09 LANDSCAPING
 - 2.10 FINISH GRADE
 - 2.11 PLANTER
 - 2.13 WATER FEATURES
- DIV. 3 CONCRETE WORK
 - 3.03 CONTROL JOINT
 - 3.09 CONCRETE COLUMN
 - 3.11 CONCRETE WALL
 - 3.12 CONCRETE WITH VERTICAL RIBBED TEXTURE
 - 3.22 CONCRETE CURB
 - 3.26 CAST STONE WALL CAP
 - 3.27 CAST STONE RAIL
 - 3.28 CAST STONE GUARDRAIL
 - 3.33 CONCRETE
 - 3.34 CONCRETE BASE
- DIV. 4 MASONRY
 - 4.04 STONE
- DIV. 5 METALS
 - 5.15 STEEL PIPE BOLLARD FILLED WITH CONCRETE
 - 5.17 DECORATIVE METAL PANEL
 - 5.27 METAL RAILING
 - 5.28 GLASS RAILING WITH METAL CAP RAIL
 - 5.29 METAL SECURITY GRILLE
 - 5.30 STEEL TREE ASSEMBLY
 - 5.31 STEEL TREE RING ASSEMBLY
- DIV. 6 WOOD AND PLASTICS
 - 6.15 DECORATIVE PANELS
 - 6.16 TRELLIS
 - 6.17 FRP GRILLE
 - 6.18 FRP CORNICE
 - 6.19 FRP SILL
- DIV. 7 THERMAL AND MOISTURE PROTECTION
 - 7.09 METAL ROOFING
 - 7.11 METAL FLASHING
 - 7.19 EXPANSION JOINT
 - 7.22 TENSILE FABRIC STRUCTURE
- DIV. 8 DOORS AND WINDOWS
 - 8.04 HOLLOW METAL STOREFRONT
 - 8.06 OVERHEAD COILING DOOR
 - 8.07 STRUCTURAL GLAZING SYSTEM
 - 8.09 GLAZING
 - 8.10 FRITTE GLASS PATTERN
 - 8.11 SKYLIGHT
 - 8.12 SANDBLASTED GLASS
 - 8.13 GLAZING GLA-3
 - 8.14 GLAZING GLA-2
 - 8.15 GLAZING GLA-4
- DIV. 9 FINISHES
 - 9.16 CONTROL JOINT
 - 9.17 EFS
 - 9.20 5/8" GYPSUM BOARD
 - 9.36 CS-1 CAST STONE BASE
 - 9.38 CS-2 CAST STONE BASE
- DIV. 10 SPECIALTIES
 - 10.26 LOUVERS
 - 10.30 FEC-1 FIRE EXT. CABINET
 - 10.31 FEC-2 FIRE EXT. CABINET
- DIV. 11 EQUIPMENT
 - 11.01 PARKING CONTROL EQUIPMENT
- DIV. 14 CONVEYING SYSTEMS
 - 14.03 ESCALATOR
- DIV. 15 MECHANICAL
 - 15.11 FIRE EXT. / HOSE CABINET
 - 15.17 EXHAUST GRILLES
 - 15.24 ELECTRIC WATER COOLER
- DIV. 16 ELECTRICAL
 - 16.11 TELEPHONE (N.I.C.)
 - 16.13 VIDEO MONITOR



A PARTIAL SOUTH ELEVATION
SCALE: 1/8"=1'-0"





Hawai'i Convention Center

Convention Center Authority
Honolulu, HI

Wimberly Allison Tong & Goo, Inc.
Honolulu, HI

in association with

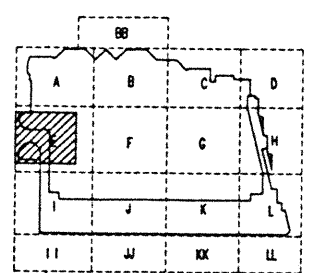
Loschky Marquardt & Nesholm
Seattle, WA

NORDIC / PCL
A Joint Venture
Honolulu, HI

Consultants

This work was prepared by me or under my supervision and construction of this project will be under my observation.

George L. Watanabe
REGISTERED PROFESSIONAL ARCHITECT
No. 4343
HAWAII, U.S.A.



Revisions

No.	Date	By	Description
12/15/95			FINAL DOCUMENTS
10/17/95			OCTOBER COORDINATION
9/15/95			BUILDING PERMIT SET

Sheet Title

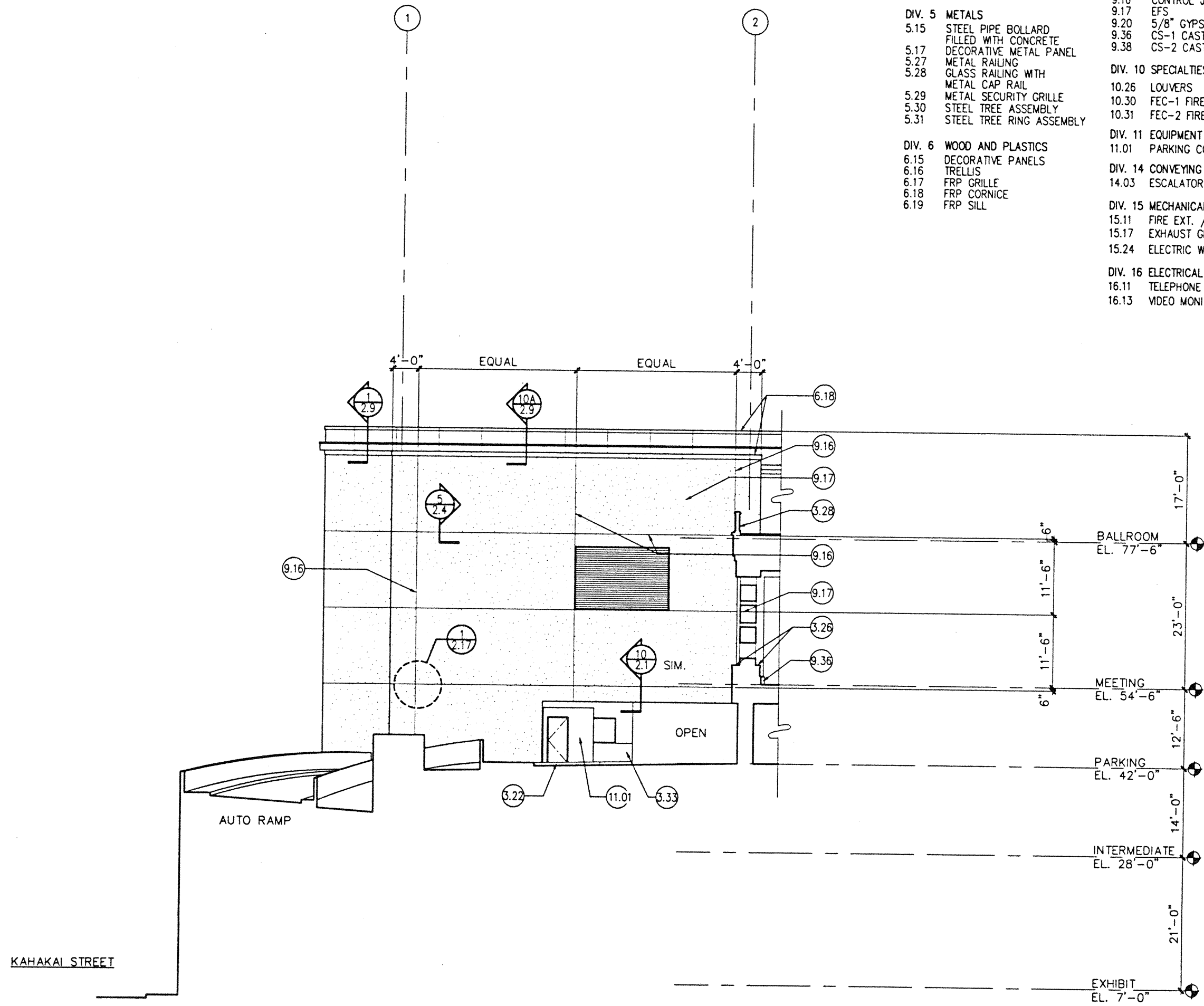
PARTIAL EXTERIOR ELEVATION SOUTH

Designed	GL / KAPC
Drawn	LC
Checked	SPK / EW
Date	8 / 14 / 95
Job No.	9324
Sheet No.	

A3.16


KEYNOTES

- DIV. 2 SITE WORK
 - 2.09 LANDSCAPING
 - 2.10 FINISH GRADE
 - 2.11 PLANTER
 - 2.13 WATER FEATURES
- DIV. 3 CONCRETE WORK
 - 3.03 CONTROL JOINT
 - 3.09 CONCRETE COLUMN
 - 3.11 CONCRETE WALL
 - 3.12 CONCRETE WITH VERTICAL RIBBED TEXTURE
 - 3.22 CONCRETE CURB
 - 3.26 CAST STONE WALL CAP
 - 3.27 CAST STONE RAIL
 - 3.28 CAST STONE GUARDRAIL
 - 3.33 CONCRETE
 - 3.34 CONCRETE BASE
- DIV. 4 MASONRY
 - 4.04 STONE
- DIV. 5 METALS
 - 5.15 STEEL PIPE BOLLARD FILLED WITH CONCRETE
 - 5.17 DECORATIVE METAL PANEL
 - 5.27 METAL RAILING
 - 5.28 GLASS RAILING WITH METAL CAP RAIL
 - 5.29 METAL SECURITY GRILLE
 - 5.30 STEEL TREE ASSEMBLY
 - 5.31 STEEL TREE RING ASSEMBLY
- DIV. 6 WOOD AND PLASTICS
 - 6.15 DECORATIVE PANELS
 - 6.16 TRELLIS
 - 6.17 FRP GRILLE
 - 6.18 FRP CORNICE
 - 6.19 FRP SILL
- DIV. 7 THERMAL AND MOISTURE PROTECTION
 - 7.09 METAL ROOFING
 - 7.11 METAL FLASHING
 - 7.19 EXPANSION JOINT
 - 7.22 TENSILE FABRIC STRUCTURE
- DIV. 8 DOORS AND WINDOWS
 - 8.04 HOLLOW METAL STOREFRONT
 - 8.06 OVERHEAD COILING DOOR
 - 8.07 STRUCTURAL GLAZING SYSTEM
 - 8.09 GLAZING
 - 8.10 FRITTE GLASS PATTERN
 - 8.11 SKYLIGHT
 - 8.12 SANDBLASTED GLASS
 - 8.13 GLAZING GLA-3
 - 8.14 GLAZING GLA-2
 - 8.15 GLAZING GLA-4
- DIV. 9 FINISHES
 - 9.16 CONTROL JOINT
 - 9.17 EFS
 - 9.20 5/8" GYPSUM BOARD
 - 9.36 CS-1 CAST STONE BASE
 - 9.38 CS-2 CAST STONE BASE
- DIV. 10 SPECIALTIES
 - 10.26 LOUVERS
 - 10.30 FEC-1 FIRE EXT. CABINET
 - 10.31 FEC-2 FIRE EXT. CABINET
- DIV. 11 EQUIPMENT
 - 11.01 PARKING CONTROL EQUIPMENT
- DIV. 14 CONVEYING SYSTEMS
 - 14.03 ESCALATOR
- DIV. 15 MECHANICAL
 - 15.11 FIRE EXT. / HOSE CABINET
 - 15.17 EXHAUST GRILLES
 - 15.24 ELECTRIC WATER COOLER
- DIV. 16 ELECTRICAL
 - 16.11 TELEPHONE (N.I.C.)
 - 16.13 VIDEO MONITOR



A PARTIAL SOUTH ELEVATION
SCALE: 1/8"=1'-0"





Hawai'i Convention Center

Convention Center Authority
Honolulu, HI

Wimberly Allison Tong & Goo, Inc.
Honolulu, HI

in association with


Loschky Marquardt & Neshom
Seattle, WA

NORDIC / PCL

A Joint Venture

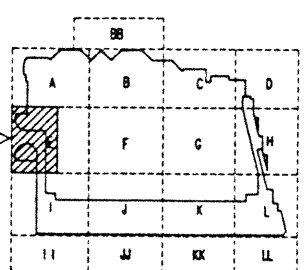
Honolulu, HI

Consultants



This work was prepared by me or under my supervision and construction of this project will be under my observation.

Eugene I. Watanabe
Professional Engineer
No. 5343
HAWAII, U.S.A.



Revisions

No.	Date	By	Description
12/15/95			FINAL DOCUMENTS
10/17/95			OCTOBER COORDINATION
9/15/95			BUILDING PERMIT SET

Sheet Title

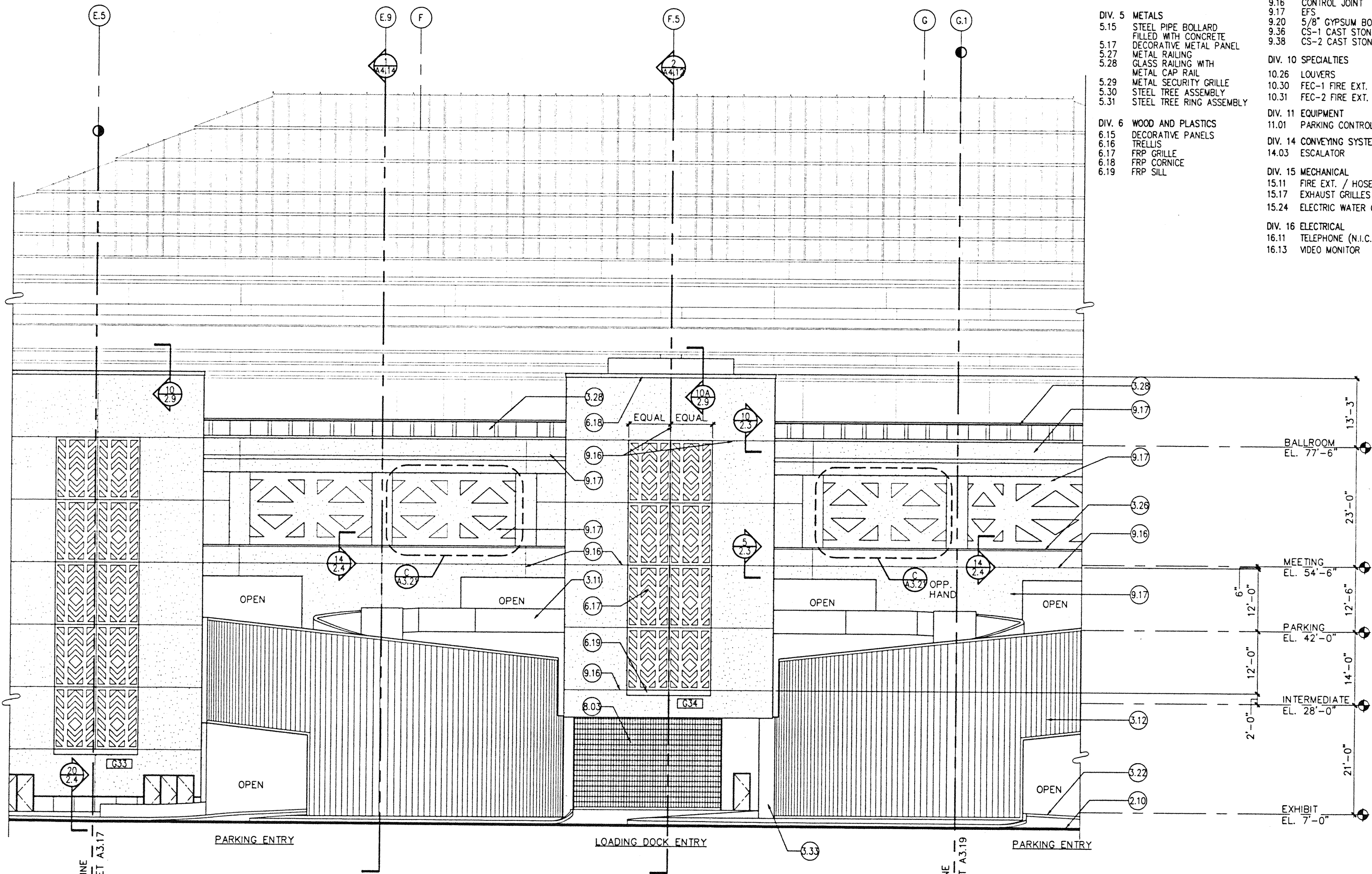
PARTIAL EXTERIOR ELEVATION WEST

Designed	GL / KNPC
Drawn	LC
Checked	SRK / ENW
Date	8 / 14 / 95
Job No.	93214
Sheet No.	

A3.18


KEYNOTES

- DIV. 2 SITE WORK
 - 2.09 LANDSCAPING
 - 2.10 FINISH GRADE
 - 2.11 PLANTER
 - 2.13 WATER FEATURES
- DIV. 3 CONCRETE WORK
 - 3.03 CONTROL JOINT
 - 3.09 CONCRETE COLUMN
 - 3.11 CONCRETE WALL
 - 3.12 CONCRETE WITH VERTICAL RIBBED TEXTURE
 - 3.22 CONCRETE CURB
 - 3.26 CAST STONE WALL CAP
 - 3.27 CAST STONE RAIL
 - 3.28 CAST STONE GUARDRAIL
 - 3.33 CONCRETE
 - 3.34 CONCRETE BASE
- DIV. 4 MASONRY
 - 4.04 STONE
- DIV. 5 METALS
 - 5.15 STEEL PIPE BOLLARD FILLED WITH CONCRETE
 - 5.17 DECORATIVE METAL PANEL
 - 5.27 METAL RAILING
 - 5.28 GLASS RAILING WITH METAL CAP RAIL
 - 5.29 METAL SECURITY GRILLE
 - 5.30 STEEL TREE ASSEMBLY
 - 5.31 STEEL TREE RING ASSEMBLY
- DIV. 6 WOOD AND PLASTICS
 - 6.15 DECORATIVE PANELS
 - 6.16 TRELLIS
 - 6.17 FRP GRILLE
 - 6.18 FRP CORNICE
 - 6.19 FRP SILL
- DIV. 7 THERMAL AND MOISTURE PROTECTION
 - 7.09 METAL ROOFING
 - 7.11 METAL FLASHING
 - 7.19 EXPANSION JOINT
 - 7.22 TENSILE FABRIC STRUCTURE
- DIV. 8 DOORS AND WINDOWS
 - 8.04 HOLLOW METAL STOREFRONT
 - 8.06 OVERHEAD COILING DOOR
 - 8.07 STRUCTURAL GLAZING SYSTEM
 - 8.09 GLAZING
 - 8.10 FRITTE GLASS PATTERN
 - 8.11 SKYLIGHT
 - 8.12 SANDBLASTED GLASS
 - 8.13 GLAZING GLA-3
 - 8.14 GLAZING GLA-2
 - 8.15 GLAZING GLA-4
- DIV. 9 FINISHES
 - 9.16 CONTROL JOINT
 - 9.17 EFS
 - 9.20 5/8" GYPSUM BOARD
 - 9.36 CS-1 CAST STONE BASE
 - 9.38 CS-2 CAST STONE BASE
- DIV. 10 SPECIALTIES
 - 10.26 LOUVERS
 - 10.30 FEC-1 FIRE EXT. CABINET
 - 10.31 FEC-2 FIRE EXT. CABINET
- DIV. 11 EQUIPMENT
 - 11.01 PARKING CONTROL EQUIPMENT
- DIV. 14 CONVEYING SYSTEMS
 - 14.03 ESCALATOR
- DIV. 15 MECHANICAL
 - 15.11 FIRE EXT. / HOSE CABINET
 - 15.17 EXHAUST GRILLES
 - 15.24 ELECTRIC WATER COOLER
- DIV. 16 ELECTRICAL
 - 16.11 TELEPHONE (N.I.C.)
 - 16.13 VIDEO MONITOR



A PARTIAL WEST ELEVATION
SCALE: 1/8"=1'-0"





Hawai'i Convention Center

Convention Center Authority
Honolulu, HI

Wimberly Allison Tong & Goo, Inc.
Honolulu, HI

in association with

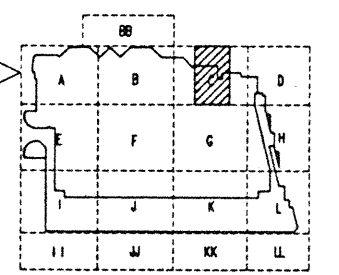
Loschky Marquardt & Nesholm
Seattle, WA

NORDIC / PCL
A Joint Venture
Honolulu, HI

Consultants

This work was prepared by me or under my supervision and construction of this project will be under my direct control.

Ernest T. Wai
Ernest T. Wai
LICENSED PROFESSIONAL ARCHITECT
No. 5343
HAWAII, U.S.A.



Revisions

No.	Date	By	Description
12/15/95			FINAL DOCUMENTS
10/17/95			OCTOBER COORDINATION
9/15/95			BUILDING PERMIT SET

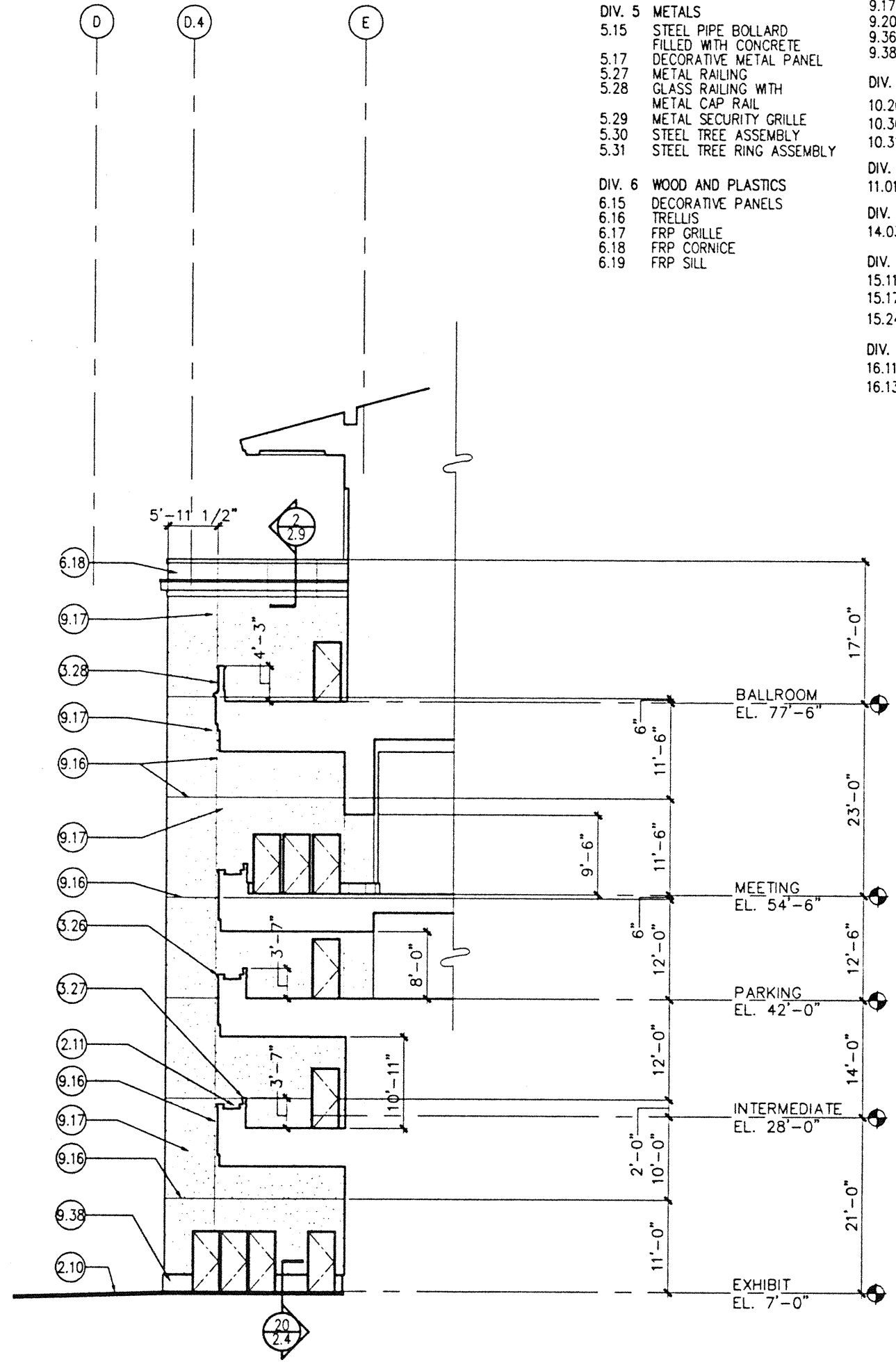
PARTIAL EXTERIOR ELEVATION WEST

Designed	GL / KNPC
Drawn	LC
Checked	SPK / EIW
Date	8 / 14 / 95
Job No.	93214
Sheet No.	

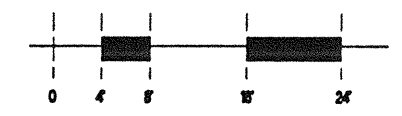
A3.20

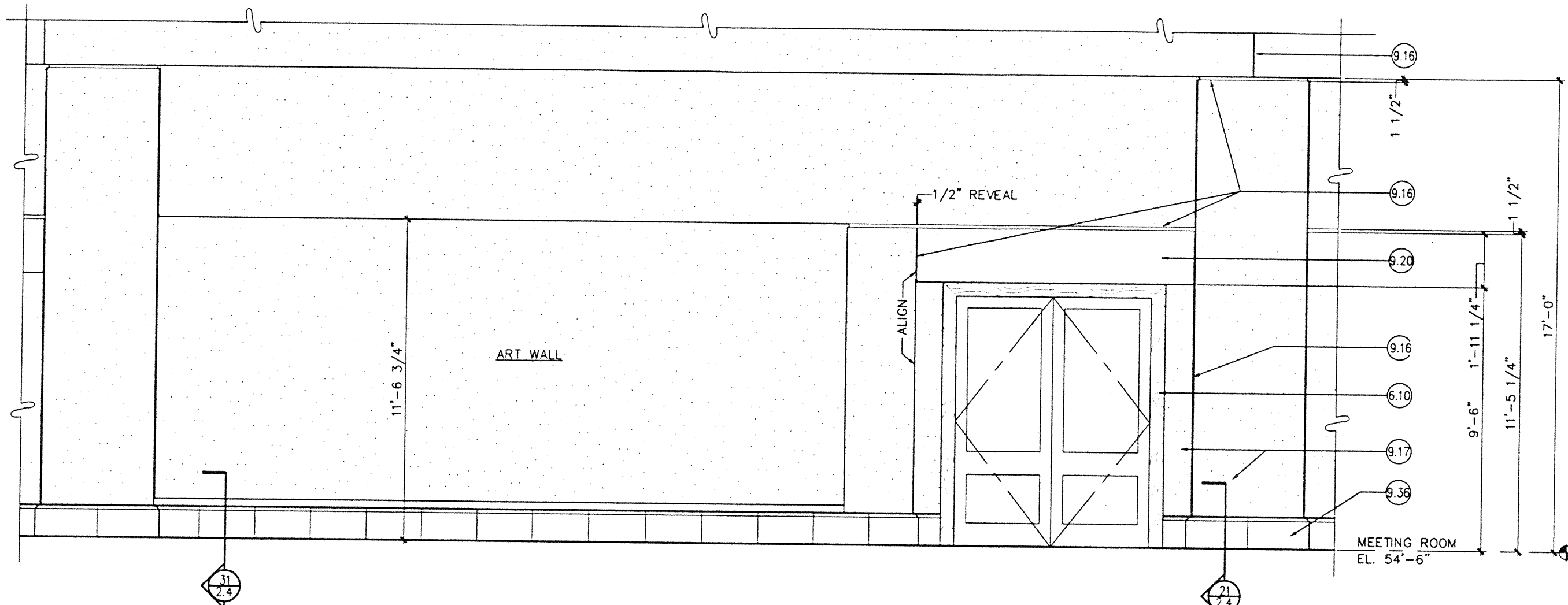
KEYNOTES

- DIV. 2 SITE WORK
 - 2.09 LANDSCAPING
 - 2.10 FINISH GRADE
 - 2.11 PLANTER
 - 2.13 WATER FEATURES
- DIV. 3 CONCRETE WORK
 - 3.03 CONTROL JOINT
 - 3.09 CONCRETE COLUMN
 - 3.11 CONCRETE WALL
 - 3.12 CONCRETE WITH VERTICAL RIBBED TEXTURE
 - 3.22 CONCRETE CURB
 - 3.26 CAST STONE WALL CAP
 - 3.27 CAST STONE RAIL
 - 3.28 CAST STONE GUARDRAIL
 - 3.33 CONCRETE
 - 3.34 CONCRETE BASE
- DIV. 4 MASONRY
 - 4.04 STONE
- DIV. 5 METALS
 - 5.15 STEEL PIPE BOLLARD FILLED WITH CONCRETE
 - 5.17 DECORATIVE METAL PANEL
 - 5.27 METAL RAILING
 - 5.28 GLASS RAILING WITH METAL CAP RAIL
 - 5.29 METAL SECURITY GRILLE
 - 5.30 STEEL TREE ASSEMBLY
 - 5.31 STEEL TREE RING ASSEMBLY
- DIV. 6 WOOD AND PLASTICS
 - 6.15 DECORATIVE PANELS
 - 6.16 TRELLIS
 - 6.17 FRP GRILLE
 - 6.18 FRP CORNICE
 - 6.19 FRP SILL
- DIV. 7 THERMAL AND MOISTURE PROTECTION
 - 7.09 METAL ROOFING
 - 7.11 METAL FLASHING
 - 7.19 EXPANSION JOINT
 - 7.22 TENSILE FABRIC STRUCTURE
- DIV. 8 DOORS AND WINDOWS
 - 8.04 HOLLOW METAL STOREFRONT
 - 8.06 OVERHEAD COILING DOOR
 - 8.07 STRUCTURAL GLAZING SYSTEM
 - 8.09 GLAZING
 - 8.10 FRITTE GLASS PATTERN
 - 8.11 SKYLIGHT
 - 8.12 SANDBLASTED GLASS
 - 8.13 GLAZING GL-3
 - 8.14 GLAZING GLA-2
 - 8.15 GLAZING GLA-4
- DIV. 9 FINISHES
 - 9.16 CONTROL JOINT
 - 9.17 EFS
 - 9.20 5/8" GYPSUM BOARD
 - 9.36 CS-1 CAST STONE BASE
 - 9.38 CS-2 CAST STONE BASE
- DIV. 10 SPECIALTIES
 - 10.26 LOUVERS
 - 10.30 FEC-1 FIRE EXT. CABINET
 - 10.31 FEC-2 FIRE EXT. CABINET
- DIV. 11 EQUIPMENT
 - 11.01 PARKING CONTROL EQUIPMENT
- DIV. 14 CONVEYING SYSTEMS
 - 14.03 ESCALATOR
- DIV. 15 MECHANICAL
 - 15.11 FIRE EXT. / HOSE CABINET
 - 15.17 EXHAUST GRILLES
 - 15.24 ELECTRIC WATER COOLER
- DIV. 16 ELECTRICAL
 - 16.11 TELEPHONE (N.I.C.)
 - 16.13 VIDEO MONITOR

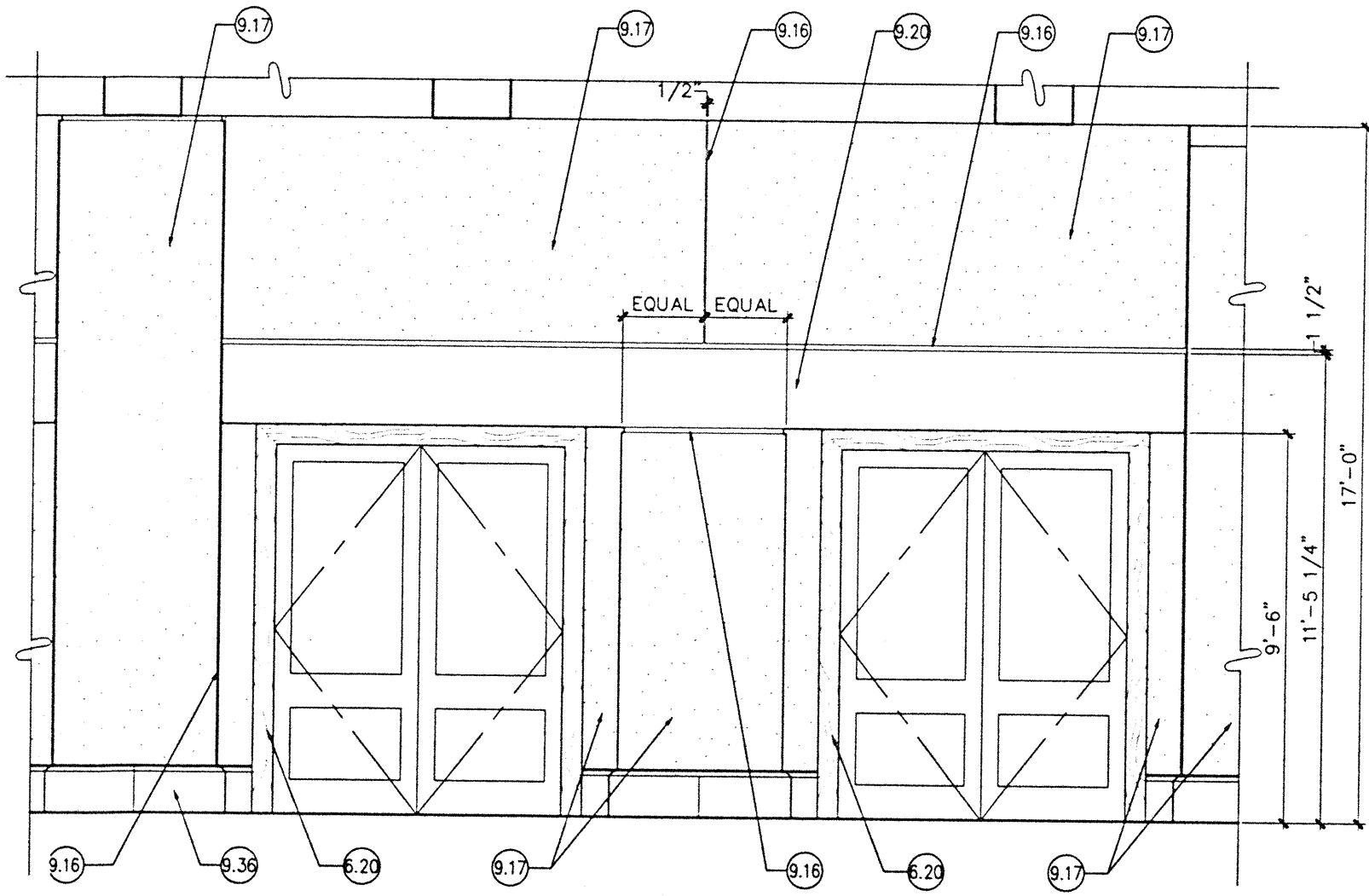


A PARTIAL WEST ELEVATION
SCALE: 1/8"=1'-0"

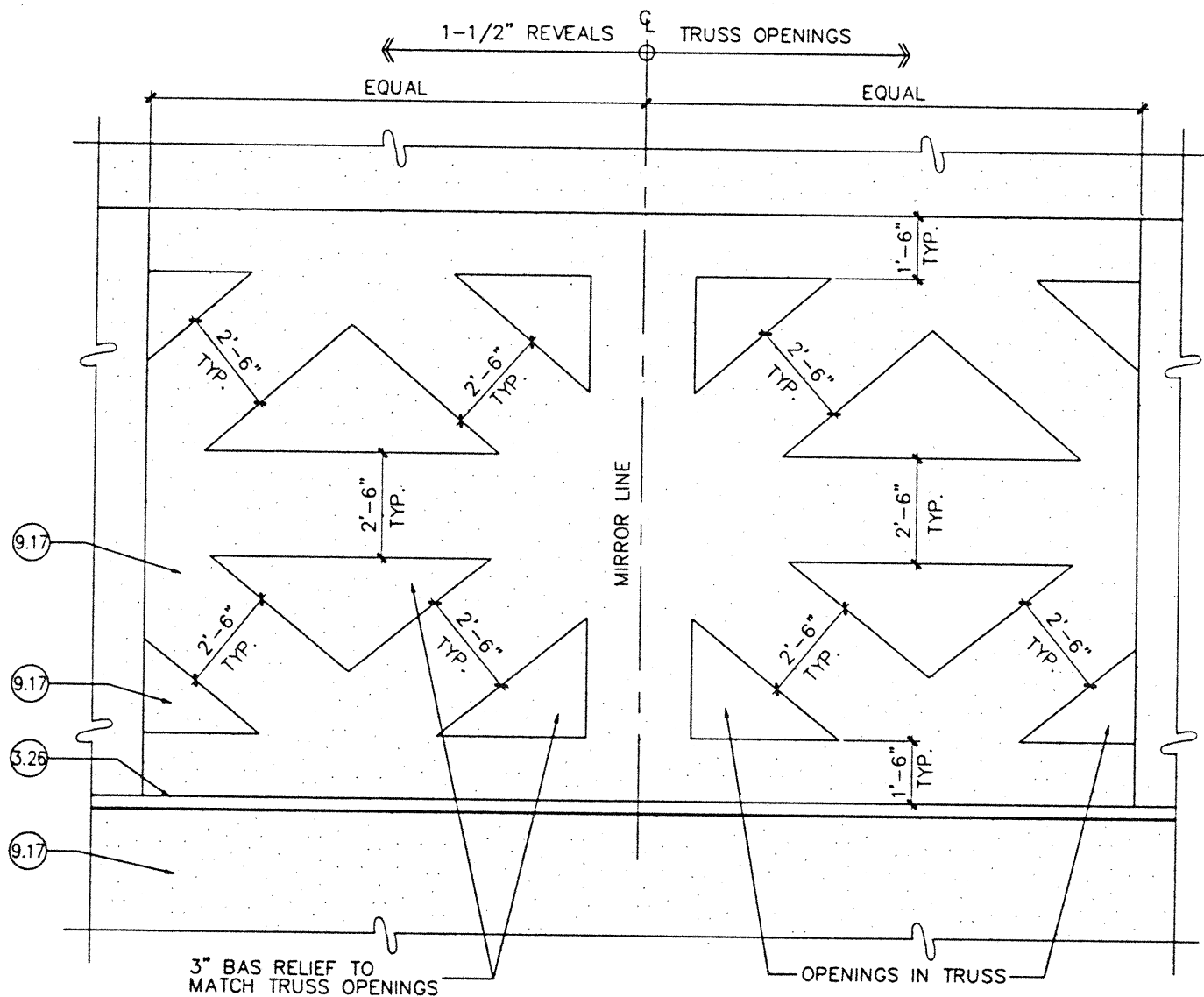




A ENLARGED ELEVATION AT MEETING ROOM
SCALE: 1/2"=1'-0"




B ENLARGED ELEVATION AT BALLROOM
SCALE: 1/2"=1'-0"



C ENLARGED ELEVATION AT WEST ELEVATION
SCALE: 1/2"=1'-0"

KEYNOTES

- DIV. 2 SITE WORK
 - 2.09 LANDSCAPING
 - 2.10 FINISH GRADE
 - 2.11 PLANTER
 - 2.13 WATER FEATURES
- DIV. 3 CONCRETE WORK
 - 3.03 CONTROL JOINT
 - 3.09 CONCRETE COLUMN
 - 3.11 CONCRETE WALL
 - 3.12 CONCRETE WITH VERTICAL RIBBED TEXTURE
 - 3.22 CONCRETE CURB
 - 3.26 CAST STONE WALL CAP
 - 3.27 CAST STONE RAIL
 - 3.28 CAST STONE GUARDRAIL
 - 3.33 CONCRETE
 - 3.34 CONC. BASE
- DIV. 4 MASONRY
 - 4.04 STONE
- DIV. 5 METALS
 - 5.15 STEEL PIPE BOLLARD FILLED WITH CONCRETE
 - 5.17 DECORATIVE METAL PANEL
 - 5.27 METAL RAILING
 - 5.28 GLASS RAILING WITH METAL CAP RAIL
 - 5.29 METAL SECURITY GRILLE
 - 5.30 STEEL TREE ASSEMBLY
 - 5.31 STEEL TREE RING ASSEMBLY
- DIV. 6 WOOD AND PLASTICS
 - 6.15 DECORATIVE PANELS
 - 6.16 TRELLIS
 - 6.17 FRP GRILLE
 - 6.18 FRP CORNICE
 - 6.19 FRP SILL
- DIV. 7 THERMAL AND MOISTURE PROTECTION
 - 7.09 METAL ROOFING
 - 7.11 METAL FLASHING
 - 7.19 EXPANSION JOINT
 - 7.22 TENSILE FABRIC STRUCTURE
- DIV. 8 DOORS AND WINDOWS
 - 8.04 HOLLOW METAL STOREFRONT
 - 8.06 OVERHEAD COILING DOOR
 - 8.07 STRUCTURAL GLAZING SYSTEM
 - 8.09 GLAZING
 - 8.10 FRITTE GLASS PATTERN
 - 8.11 SKYLIGHT
 - 8.12 SANDBLASTED GLASS
 - 8.13 GLAZING GL-3
 - 8.14 GLAZING GLA-2
 - 8.15 GLAZING GLA-4
- DIV. 9 FINISHES
 - 9.16 CONTROL JOINT
 - 9.17 EFS
 - 9.20 5/8" GYPSUM BOARD
 - 9.36 CS-1 CAST STONE BASE
 - 9.38 CS-2 CAST STONE BASE
- DIV. 10 SPECIALTIES
 - 10.26 LOUVERS
 - 10.30 FEC-1 FIRE EXT. CABINET
 - 10.31 FEC-2 FIRE EXT. CABINET
- DIV. 11 EQUIPMENT
 - 11.01 PARKING CONTROL EQUIPMENT
- DIV. 14 CONVEYING SYSTEMS
 - 14.03 ESCALATOR
- DIV. 15 MECHANICAL
 - 15.10 FIRE EXTINGUISHER
 - 15.17 EXHAUST GRILLES
 - 15.24 ELECTRIC WATER COOLER
- DIV. 16 ELECTRICAL
 - 16.11 TELEPHONE (N.I.C.)
 - 16.13 VIDEO MONITOR



Hawai'i Convention Center

Convention Center Authority
Honolulu, HI

Wimberly Allison Tong & Goo, Inc.
Honolulu, HI

in association with

Loschky Marquardt & Nesholm
Seattle, WA

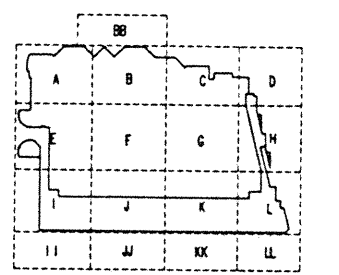
NORDIC / PCL
A Joint Venture
Honolulu, HI

Consultants

This work was prepared by me or under my supervision and construction of this project will be under my observation.

KEVIN I. WATAKAWA
REGISTERED PROFESSIONAL ARCHITECT
No. 5343
HAWAII, U.S.A.

Kevin I. Watakwawa



Revisions

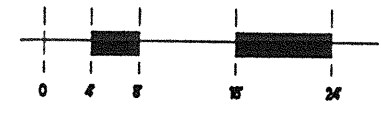
No.	Date	By	Description


No. Date By Description

Sheet Title

ENLARGED ELEVATIONS

Designed	GL / KNPC
Drawn	LC
Checked	SRK / ENW
Date	12 / 15 / 95
Job No.	93214
Sheet No.	





Hawaii Convention Center

Convention Center Authority
Honolulu, HI

Wimberly Allison Tong & Goo, Inc.
Honolulu, HI

in association with

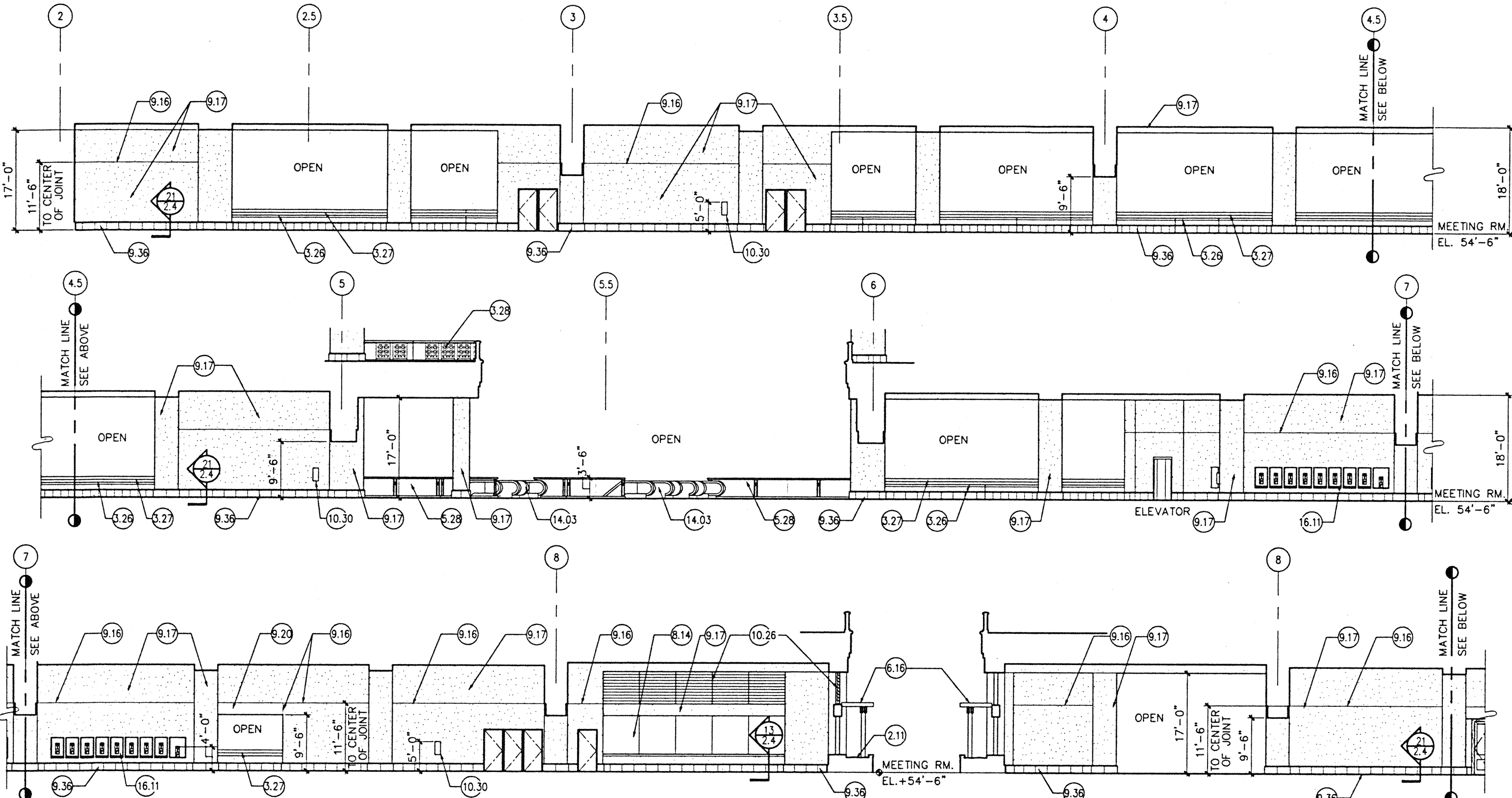
Loschky Marquardt & Nesholm
Seattle, WA

NORDIC / PCL
A Joint Venture
Honolulu, HI

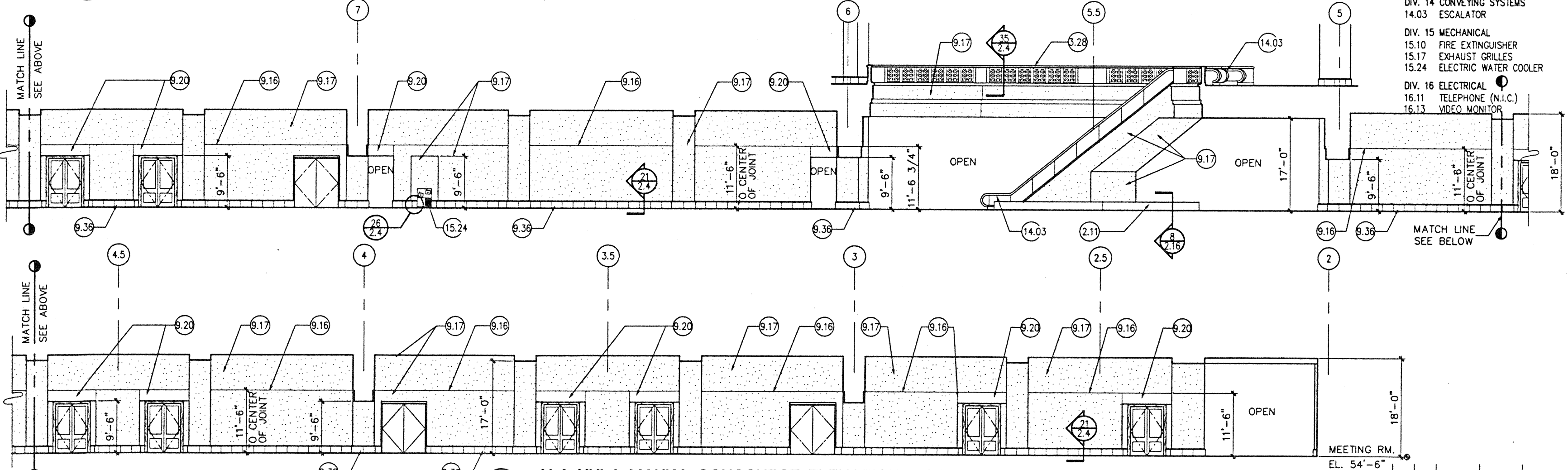
Consultants

KEYNOTES

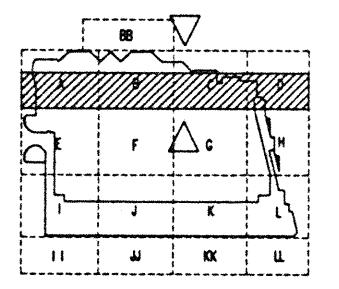

- DIV. 2 SITE WORK
- 2.09 LANDSCAPING
- 2.10 FINISH GRADE
- 2.11 PLANTER
- 2.13 WATER FEATURES
- DIV. 3 CONCRETE WORK
- 3.03 CONTROL JOINT
- 3.09 CONCRETE COLUMN
- 3.11 CONCRETE WALL
- 3.12 CONCRETE WITH VERTICAL RIBBED TEXTURE
- 3.22 CONCRETE CURB
- 3.26 CAST STONE WALL CAP
- 3.27 CAST STONE RAIL
- 3.28 CAST STONE GUARDRAIL
- 3.33 CONCRETE
- 3.34 CONC. BASE
- DIV. 4 MASONRY
- 4.04 STONE
- DIV. 5 METALS
- 5.15 STEEL PIPE BOLLARD FILLED WITH CONCRETE
- 5.17 DECORATIVE METAL PANEL
- 5.27 METAL RAILING
- 5.28 GLASS RAILING WITH METAL CAP RAIL
- 5.29 METAL SECURITY GRILLE
- 5.30 STEEL TREE ASSEMBLY
- 5.31 STEEL TREE RING ASSEMBLY
- DIV. 6 WOOD AND PLASTICS
- 6.15 DECORATIVE PANELS
- 6.16 TRELLIS
- 6.17 FRP GRILLE
- 6.18 FRP CORNICE
- 6.19 FRP SILL
- DIV. 7 THERMAL AND MOISTURE PROTECTION
- 7.09 METAL ROOFING
- 7.11 METAL FLASHING
- 7.19 EXPANSION JOINT
- 7.22 TENSILE FABRIC STRUCTURE
- DIV. 8 DOORS AND WINDOWS
- 8.04 HOLLOW METAL STOREFRONT
- 8.06 OVERHEAD COILING DOOR
- 8.07 STRUCTURAL GLAZING SYSTEM
- 8.09 GLAZING
- 8.10 FRITTE GLASS PATTERN
- 8.11 SKYLIGHT
- 8.12 SANDBLASTED GLASS
- 8.13 GLAZING GLA-3
- 8.14 GLAZING GLA-2
- 8.15 GLAZING GLA-4
- DIV. 9 FINISHES
- 9.16 CONTROL JOINT
- 9.17 EFS
- 9.20 5/8" GYPSUM BOARD
- 9.36 CS-1 CAST STONE BASE
- 9.38 CS-2 CAST STONE BASE
- DIV. 10 SPECIALTIES
- 10.26 LOUVERS
- 10.30 FEC-1 FIRE EXT. CABINET
- 10.31 FEC-2 FIRE EXT. CABINET
- DIV. 11 EQUIPMENT
- 11.01 PARKING CONTROL EQUIPMENT
- DIV. 14 CONVEYING SYSTEMS
- 14.03 ESCALATOR
- DIV. 15 MECHANICAL
- 15.10 FIRE EXTINGUISHER
- 15.17 EXHAUST GRILLES
- 15.24 ELECTRIC WATER COOLER
- DIV. 16 ELECTRICAL
- 16.11 TELEPHONE (N.I.C.)
- 16.13 VIDEO MONITOR



A ALA HULA MAUKA CONCOURSE ELEVATION (ROOM 501A & 501B) - LOOKING NORTH
SCALE: 1/8" = 1'-0"



B ALA HULA MAUKA CONCOURSE ELEVATION (ROOM 501A & 501B) - LOOKING SOUTH
SCALE: 1/8" = 1'-0"



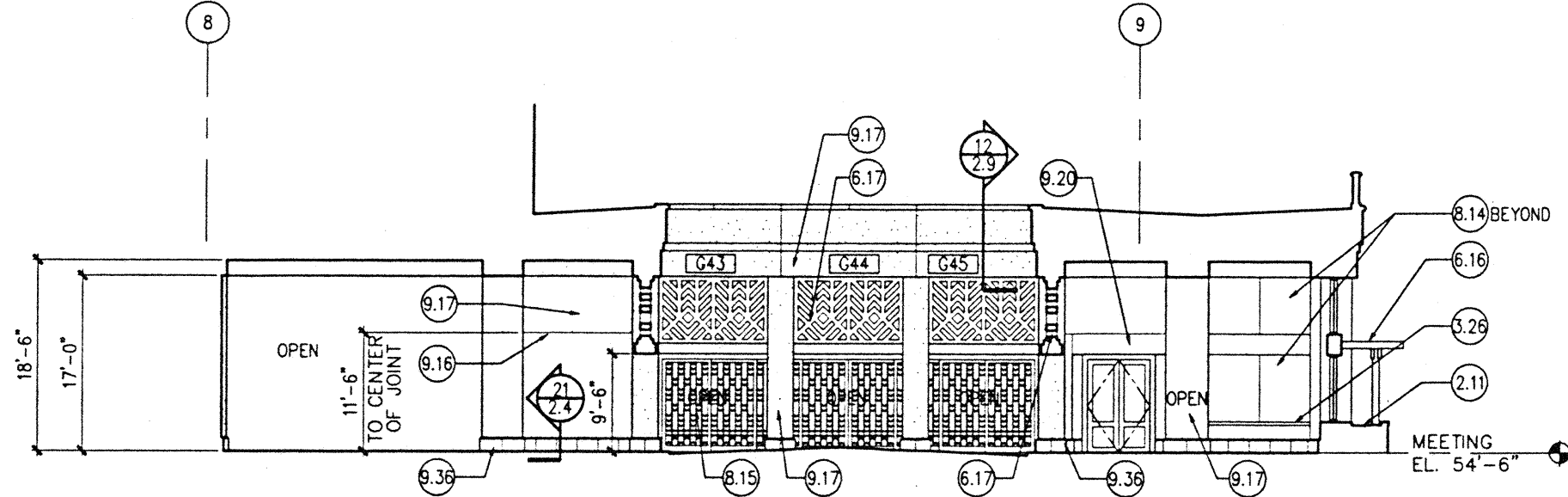
Revisions

No.	Date	By	Description
12/15/95			FINAL DOCUMENTS
10/17/95			OCTOBER COORDINATION
9/15/95			BUILDING PERMIT SET

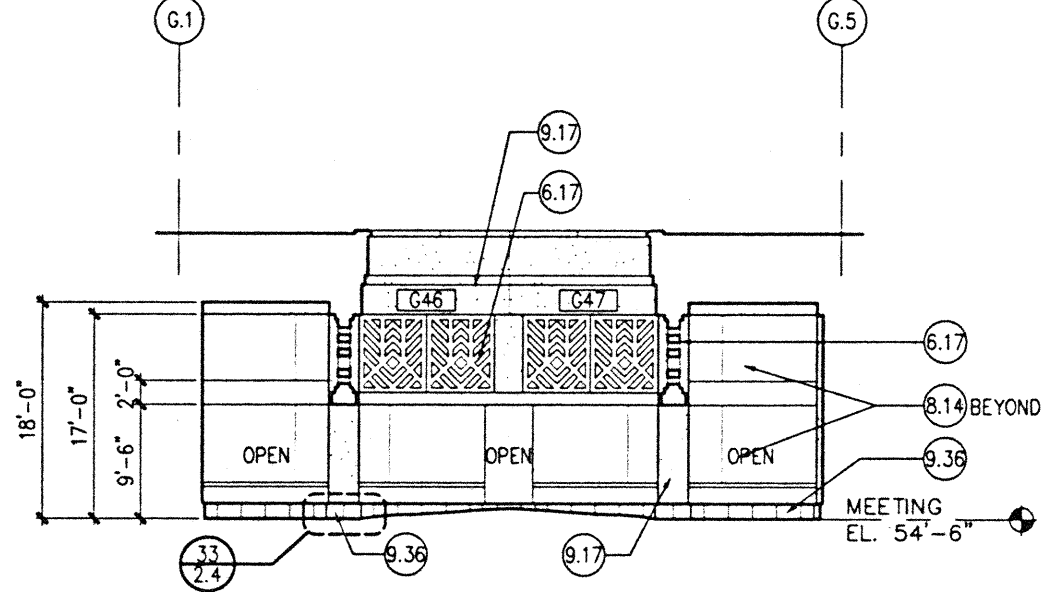
Sheet Title

ALA HULA MAUKA CONCOURSE ELEVATIONS

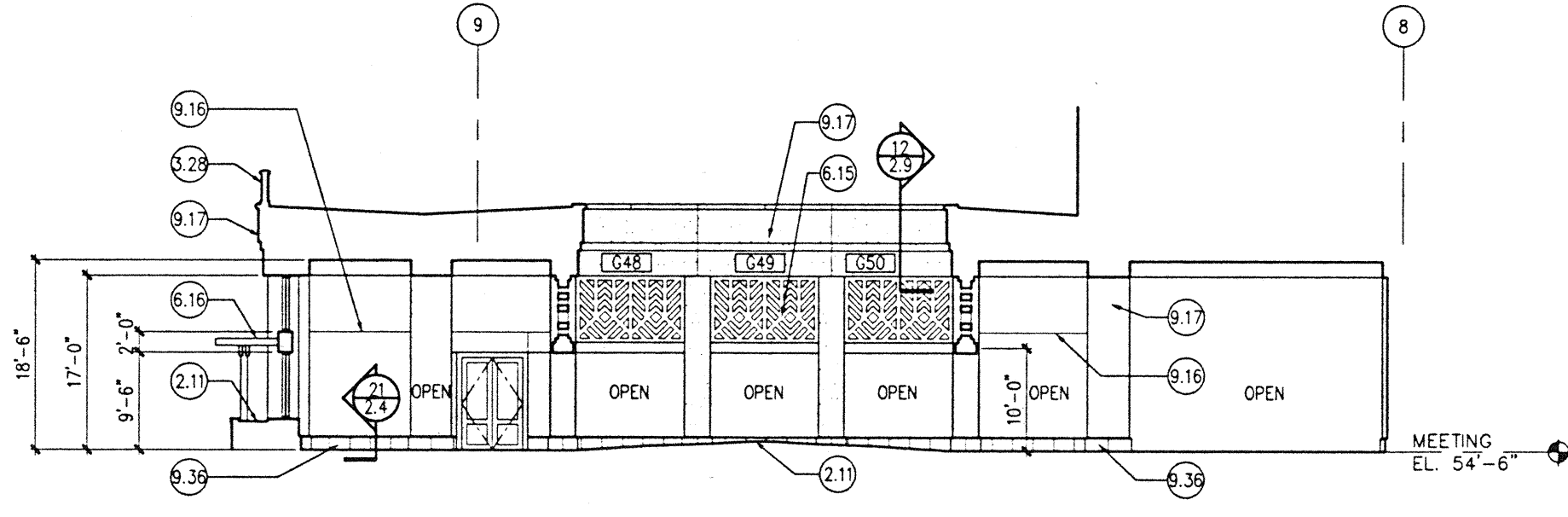
Designed	GL / KNPC
Drawn	LC
Checked	SRK / EW
Date	8 / 14 / 95
Job No.	93214
Sheet No.	



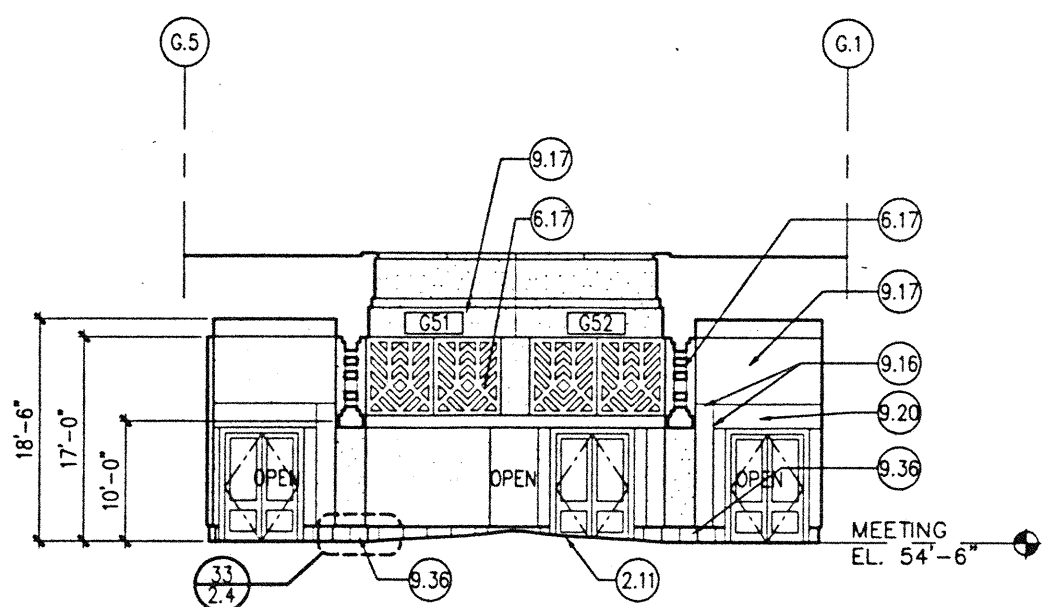
A ALA HULA LEAHI COURTYARD ELEVATION (ROOM 508) - LOOKING NORTH
SCALE: 1/8"=1'-0"



B ALA HULA LEAHI COURTYARD ELEVATIONS (ROOM 508) - LOOKING EAST
SCALE: 1/8"=1'-0"




C ALA HULA LEAHI COURTYARD ELEVATIONS (ROOM 508) - LOOKING SOUTH
SCALE: 1/8"=1'-0"



D ALA HULA LEAHI COURTYARD ELEVATION (ROOM 508) - LOOKING WEST
SCALE: 1/8"=1'-0"

KEYNOTES

- DIV. 2 SITE WORK
 - 2.09 LANDSCAPING
 - 2.10 FINISH GRADE
 - 2.11 PLANTER
 - 2.13 WATER FEATURES
- DIV. 3 CONCRETE WORK
 - 3.03 CONTROL JOINT
 - 3.09 CONCRETE COLUMN
 - 3.11 CONCRETE WALL
 - 3.12 CONCRETE WITH VERTICAL RIBBED TEXTURE
 - 3.22 CONCRETE CURB
 - 3.26 CAST STONE WALL CAP
 - 3.27 CAST STONE RAIL
 - 3.28 CAST STONE GUARDRAIL
 - 3.33 CONCRETE
 - 3.34 CONC. BASE
- DIV. 4 MASONRY
 - 4.04 STONE
- DIV. 5 METALS
 - 5.15 STEEL PIPE BOLLARD FILLED WITH CONCRETE
 - 5.17 DECORATIVE METAL PANEL
 - 5.27 METAL RAILING
 - 5.28 GLASS RAILING WITH METAL CAP RAIL
 - 5.29 METAL SECURITY GRILLE
 - 5.30 STEEL TREE ASSEMBLY
 - 5.31 STEEL TREE RING ASSEMBLY
- DIV. 6 WOOD AND PLASTICS
 - 6.15 DECORATIVE PANELS
 - 6.16 TRELLIS
 - 6.17 FRP GRILLE
 - 6.18 FRP CORNICE
 - 6.19 FRP SILL
- DIV. 7 THERMAL AND MOISTURE PROTECTION
 - 7.09 METAL ROOFING
 - 7.11 METAL FLASHING
 - 7.19 EXPANSION JOINT
 - 7.22 TENSILE FABRIC STRUCTURE
- DIV. 8 DOORS AND WINDOWS
 - 8.04 HOLLOW METAL STOREFRONT
 - 8.06 OVERHEAD COILING DOOR
 - 8.07 STRUCTURAL GLAZING SYSTEM
 - 8.09 GLAZING
 - 8.10 FRITTE GLASS PATTERN
 - 8.11 SKYLIGHT
 - 8.12 SANDBLASTED GLASS
 - 8.13 GLAZING GL-3
 - 8.14 GLAZING GLA-2
 - 8.15 GLAZING GLA-4
- DIV. 9 FINISHES
 - 9.16 CONTROL JOINT
 - 9.17 EFS
 - 9.20 5/8" GYPSUM BOARD
 - 9.36 CS-1 CAST STONE BASE
 - 9.38 CS-2 CAST STONE BASE
- DIV. 10 SPECIALTIES
 - 10.26 LOUVERS
 - 10.30 FEC-1 FIRE EXT. CABINET
 - 10.31 FEC-2 FIRE EXT. CABINET
- DIV. 11 EQUIPMENT
 - 11.01 PARKING CONTROL EQUIPMENT
- DIV. 14 CONVEYING SYSTEMS
 - 14.03 ESCALATOR
- DIV. 15 MECHANICAL
 - 15.10 FIRE EXTINGUISHER
 - 15.17 EXHAUST GRILLES
 - 15.24 ELECTRIC WATER COOLER
- DIV. 16 ELECTRICAL
 - 16.11 TELEPHONE (N.I.C.)
 - 16.13 VIDEO MONITOR



Hawai'i Convention Center

Convention Center Authority
Honolulu, HI


Wimberly Allison Tong & Goo, Inc.
Honolulu, HI

in association with

Loschky Marquardt & Nesholm
Seattle, WA

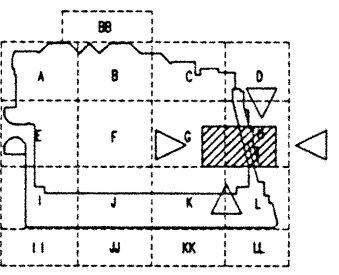
NORDIC / PCL
A Joint Venture
Honolulu, HI

Consultants



This work was prepared by me or under my supervision and construction of this project will be under my observation.

Eric I. Watanabe



Revisions


No.	Date	By	Description
12/15/95			FINAL DOCUMENTS
10/17/95			OCTOBER COORDINATION
9/16/95			BUILDING PERMIT SET

Sheet Title

ALA HULA LEAHI COURTYARD ELEVATIONS

Designed	GL / KJPC
Drawn	LC
Checked	SRK / EM
Date	8 / 14 / 95
Job No.	932M
Sheet No.	





Hawai'i Convention Center

Convention Center Authority
Honolulu, HI

Wimberly Allison Tong & Goo, Inc.
Honolulu, HI

In association with


Loechky Marquardt & Nesholm
Seattle, WA

NORDIC / PCL
A Joint Venture
Honolulu, HI

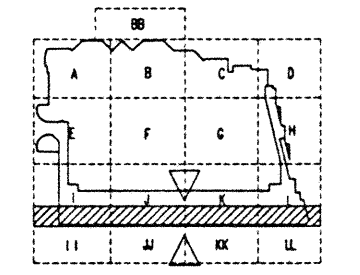
Consultants

KEYNOTES

- DIV. 2 SITE WORK
- 2.09 LANDSCAPING
- 2.10 FINISH GRADE
- 2.11 PLANTER
- 2.13 WATER FEATURES
- DIV. 3 CONCRETE WORK
- 3.03 CONTROL JOINT
- 3.09 CONCRETE COLUMN
- 3.11 CONCRETE WALL
- 3.12 CONCRETE WITH VERTICAL RIBBED TEXTURE
- 3.22 CONCRETE CURB
- 3.26 CAST STONE WALL CAP
- 3.27 CAST STONE RAIL
- 3.28 CAST STONE GUARDRAIL
- 3.33 CONCRETE
- 3.34 CONC. BASE
- DIV. 4 MASONRY
- 4.04 STONE
- DIV. 5 METALS
- 5.15 STEEL PIPE BOLLARD FILLED WITH CONCRETE
- 5.17 DECORATIVE METAL PANEL
- 5.27 METAL RAILING
- 5.28 GLASS RAILING WITH METAL CAP RAIL
- 5.29 METAL SECURITY GRILLE
- 5.30 STEEL TREE ASSEMBLY
- 5.31 STEEL TREE RING ASSEMBLY
- DIV. 6 WOOD AND PLASTICS
- 6.15 DECORATIVE PANELS
- 6.16 TRELLIS
- 6.17 FRP GRILLE
- 6.18 FRP CORNICE
- 6.19 FRP SILL
- DIV. 7 THERMAL AND MOISTURE PROTECTION
- 7.09 METAL ROOFING
- 7.11 METAL FLASHING
- 7.19 EXPANSION JOINT
- 7.22 TENSILE FABRIC STRUCTURE
- DIV. 8 DOORS AND WINDOWS
- 8.04 HOLLOW METAL STOREFRONT
- 8.06 OVERHEAD COILING DOOR
- 8.07 STRUCTURAL GLAZING SYSTEM
- 8.09 GLAZING
- 8.10 FRITTE GLASS PATTERN
- 8.11 SKYLIGHT
- 8.12 SANDBLASTED GLASS
- 8.13 GLAZING GLA-3
- 8.14 GLAZING GLA-2
- 8.15 GLAZING GLA-4
- DIV. 9 FINISHES
- 9.16 CONTROL JOINT
- 9.17 EFS
- 9.20 5/8" GYPSUM BOARD
- 9.36 CS-1 CAST STONE BASE
- 9.38 CS-2 CAST STONE BASE
- DIV. 10 SPECIALTIES
- 10.26 LOUVERS
- 10.30 FEC-1 FIRE EXT. CABINET
- 10.31 FEC-2 FIRE EXT. CABINET
- DIV. 11 EQUIPMENT
- 11.01 PARKING CONTROL EQUIPMENT
- DIV. 14 CONVEYING SYSTEMS
- 14.03 ESCALATOR
- DIV. 15 MECHANICAL
- 15.10 FIRE EXTINGUISHER
- 15.17 EXHAUST GRILLES
- 15.24 ELECTRIC WATER COOLER
- DIV. 16 ELECTRICAL
- 16.11 TELEPHONE (N.I.C.)
- 16.13 VIDEO MONITOR



This work was prepared by me or under my supervision and construction of this project will be under my observation.

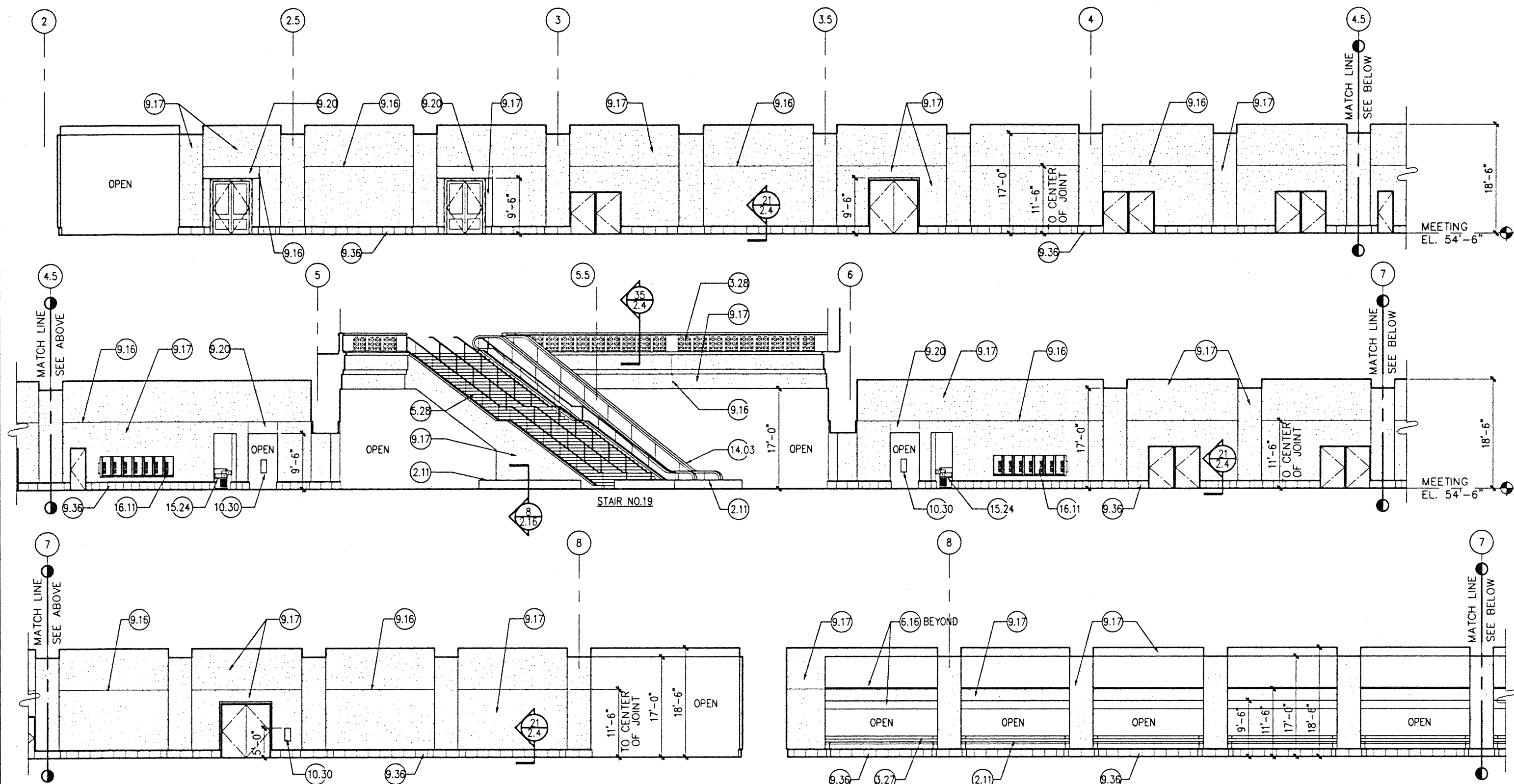


Revisions

No.	Date	By	Description
12/15/95			FINAL DOCUMENTS
10/17/95			OCTOBER COORDINATION
9/15/95			BUILDING PERMIT SET

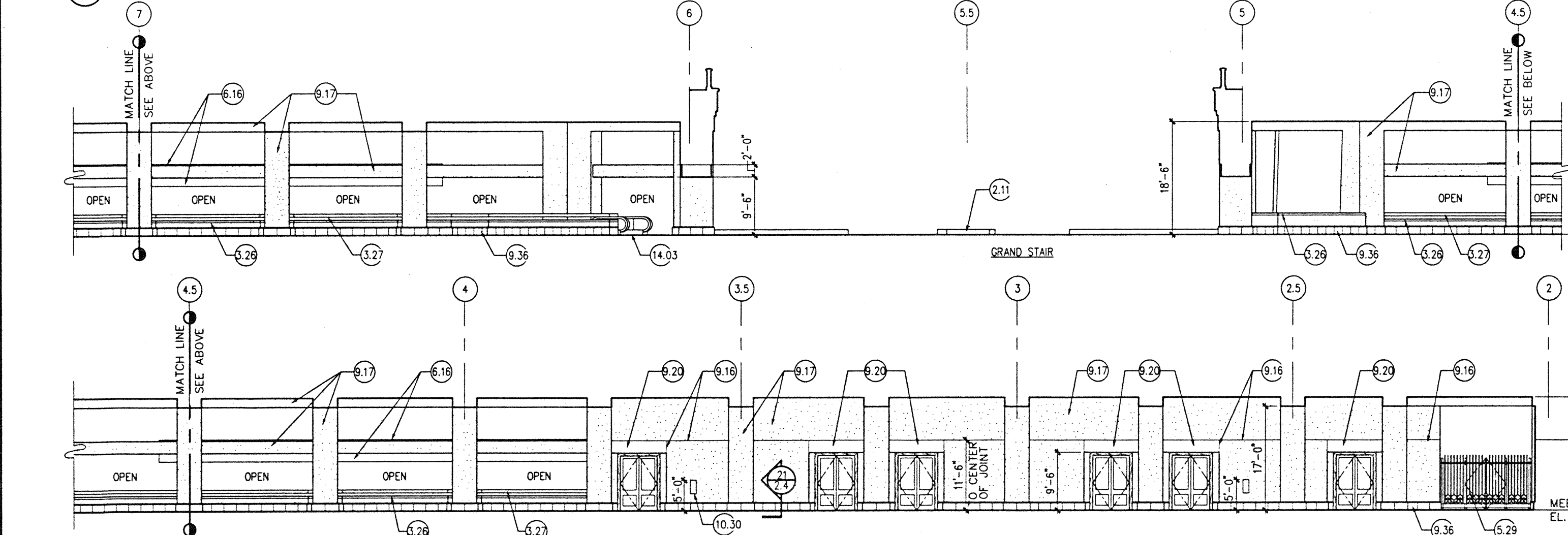
ALA HULA MAKAI CONCOURSE ELEVATIONS

Designed	GL / JOPC
Drawn	LC
Checked	SRK / EW
Date	8 / 14 / 95
Job No.	9824
Sheet No.	



A ALA HULA MAKAI CONCOURSE ELEVATIONS (507A & 507B) - LOOKING NORTH

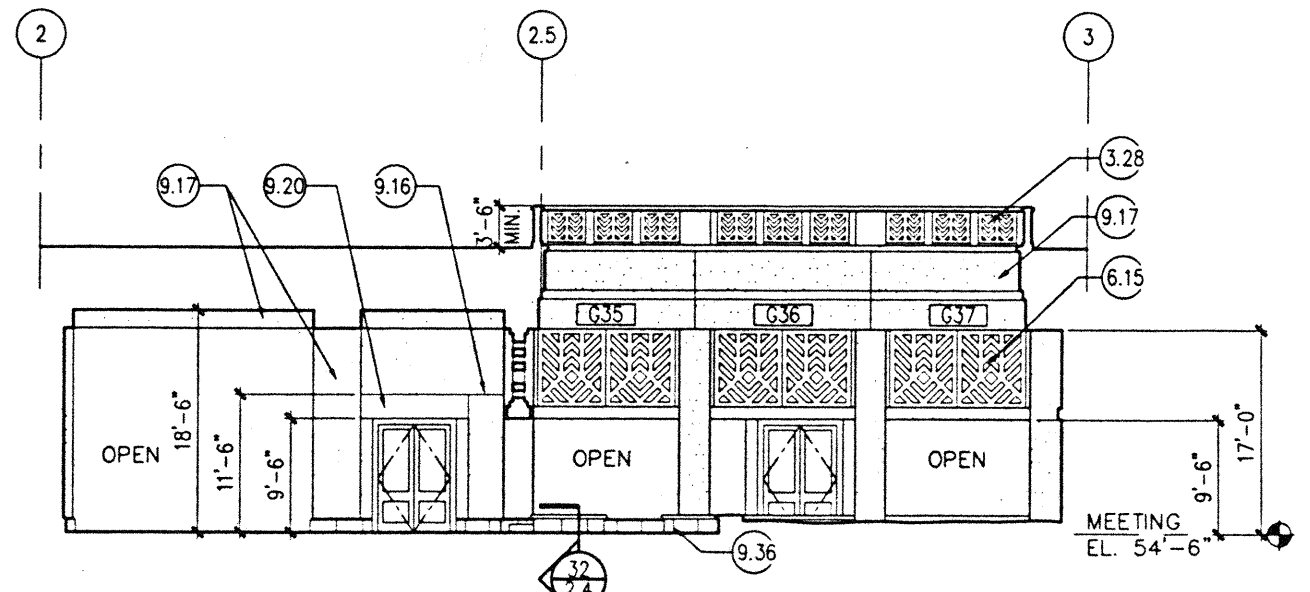
SCALE: 1/8" = 1'-0"



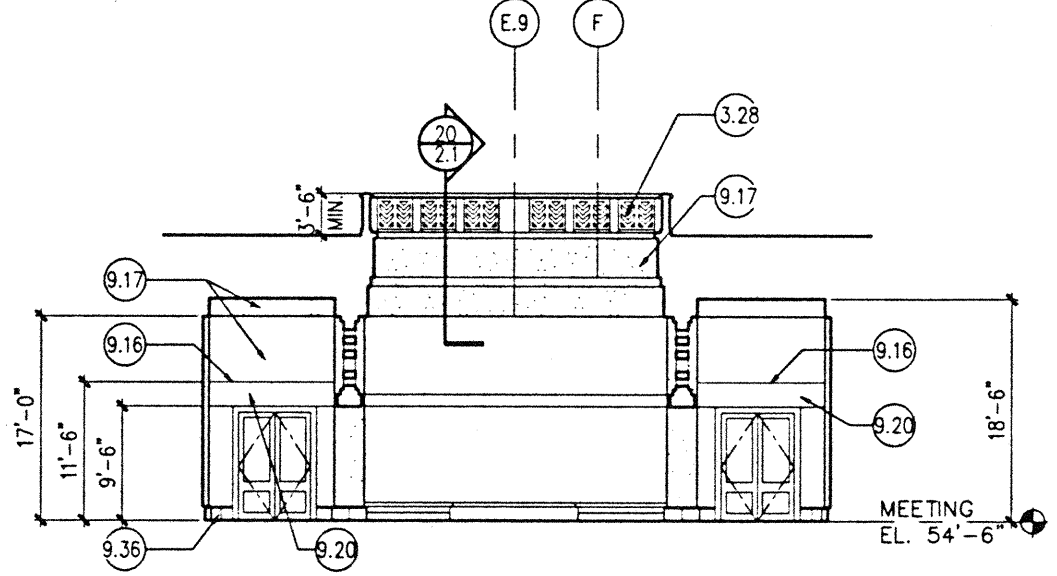
B ALA HULA MAKAI CONCOURSE ELEVATION (507A & 507B) - LOOKING SOUTH

SCALE: 1/8" = 1'-0"

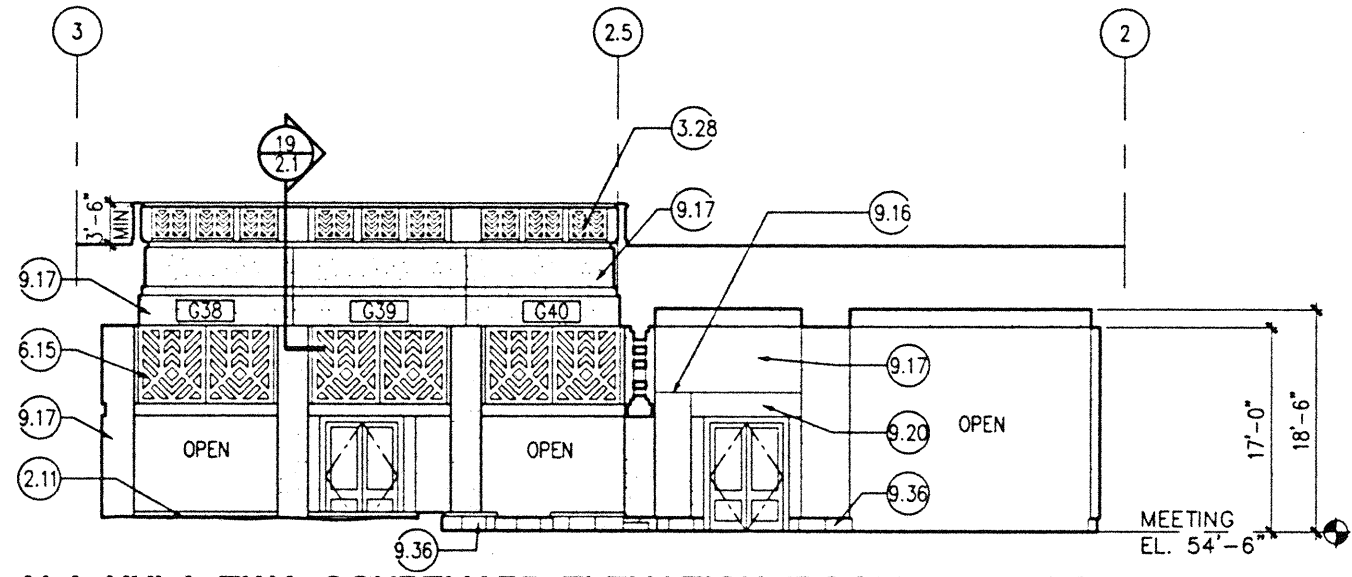




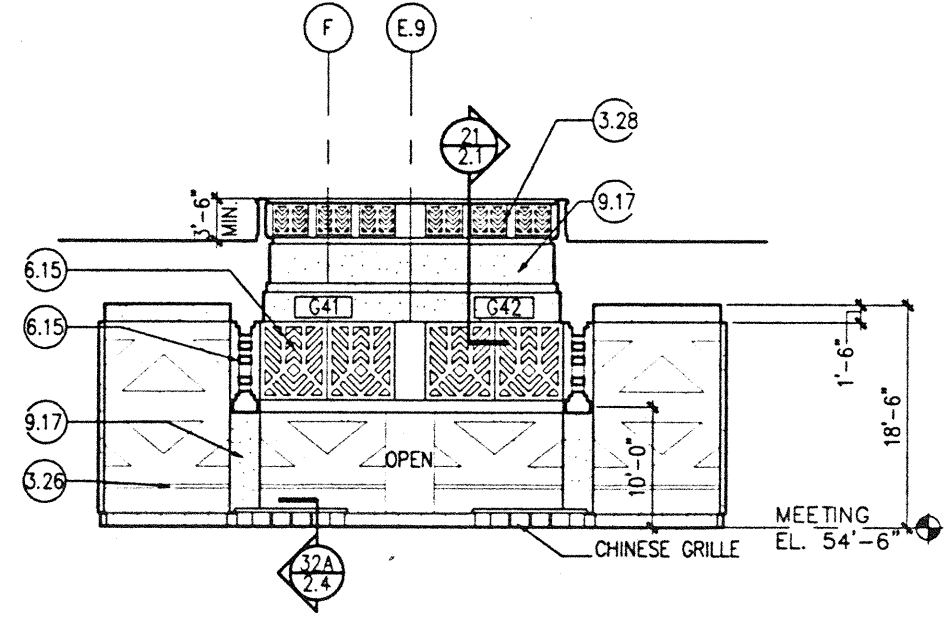
A ALA HULA EWA COURTYARD ELEVATION (ROOM 503) - LOOKING NORTH
SCALE: 1/8"=1'-0"



B ALA HULA EWA COURTYARD ELEVATION (ROOM 503) - LOOKING EAST
SCALE: 1/8"=1'-0"




C ALA HULA EWA COURTYARD ELEVATION (ROOM 503) - LOOKING SOUTH
SCALE: 1/8"=1'-0"



D ALA HULA EWA COURTYARD ELEVATION (ROOM 503) - LOOKING WEST
SCALE: 1/8"=1'-0"

KEYNOTES

- DIV. 2 SITE WORK
 - 2.09 LANDSCAPING
 - 2.10 FINISH GRADE
 - 2.11 PLANTER
 - 2.13 WATER FEATURES
- DIV. 3 CONCRETE WORK
 - 3.03 CONTROL JOINT
 - 3.09 CONCRETE COLUMN
 - 3.11 CONCRETE WALL
 - 3.12 CONCRETE WITH VERTICAL RIBBED TEXTURE
 - 3.22 CONCRETE CURB
 - 3.26 CAST STONE WALL CAP
 - 3.27 CAST STONE RAIL
 - 3.28 CAST STONE GUARDRAIL
 - 3.33 CONCRETE
 - 3.34 CONC. BASE
- DIV. 4 MASONRY
 - 4.04 STONE
- DIV. 5 METALS
 - 5.15 STEEL PIPE BOLLARD FILLED WITH CONCRETE
 - 5.17 DECORATIVE METAL PANEL
 - 5.27 METAL RAILING
 - 5.28 GLASS RAILING WITH METAL CAP RAIL
 - 5.29 METAL SECURITY GRILLE
 - 5.30 STEEL TREE ASSEMBLY
 - 5.31 STEEL TREE RING ASSEMBLY
- DIV. 6 WOOD AND PLASTICS
 - 6.15 DECORATIVE PANELS
 - 6.16 TRELLIS
 - 6.17 FRP GRILLE
 - 6.18 FRP CORNICE
 - 6.19 FRP SILL
- DIV. 7 THERMAL AND MOISTURE PROTECTION
 - 7.09 METAL ROOFING
 - 7.11 METAL FLASHING
 - 7.19 EXPANSION JOINT
 - 7.22 TENSILE FABRIC STRUCTURE
- DIV. 8 DOORS AND WINDOWS
 - 8.04 HOLLOW METAL STOREFRONT
 - 8.06 OVERHEAD COILING DOOR
 - 8.07 STRUCTURAL GLAZING SYSTEM
 - 8.09 GLAZING
 - 8.10 FRITTE GLASS PATTERN
 - 8.11 SKYLIGHT
 - 8.12 SANDBLASTED GLASS
 - 8.13 GLAZING GLA-3
 - 8.14 GLAZING GLA-2
 - 8.15 GLAZING GLA-4
- DIV. 9 FINISHES
 - 9.16 CONTROL JOINT
 - 9.17 EIFS
 - 9.20 5/8" GYPSUM BOARD
 - 9.36 CS-1 CAST STONE BASE
 - 9.38 CS-2 CAST STONE BASE
- DIV. 10 SPECIALTIES
 - 10.26 LOUVERS
 - 10.30 FEC-1 FIRE EXT. CABINET
 - 10.31 FEC-2 FIRE EXT. CABINET
- DIV. 11 EQUIPMENT
 - 11.01 PARKING CONTROL EQUIPMENT
- DIV. 14 CONVEYING SYSTEMS
 - 14.03 ESCALATOR
- DIV. 15 MECHANICAL
 - 15.10 FIRE EXTINGUISHER
 - 15.17 EXHAUST GRILLES
 - 15.24 ELECTRIC WATER COOLER
- DIV. 16 ELECTRICAL
 - 16.11 TELEPHONE (N.I.C.)
 - 16.13 VIDEO MONITOR



Hawai'i Convention Center

Convention Center Authority
Honolulu, HI

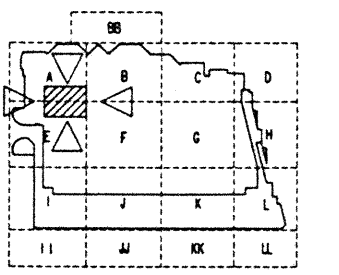

Wimberly Allison Tong & Goo, Inc.
Honolulu, HI

in association with

Loschky Marquardt & Nesholm
Seattle, WA

NORDIC / PCL
A Joint Venture
Honolulu, HI

Consultants

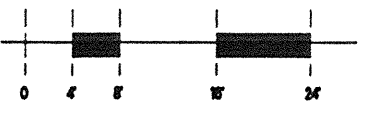



Revisions

No.	Date	By	Description
12/15/95			FINAL DOCUMENTS
10/17/95			OCTOBER COORDINATION
9/16/95			BUILDING PERMIT SET

ALA HULA EWA COURTYARD ELEVATIONS

Designed	GL / KNPC
Drawn	LC
Checked	SRK / EW
Date	8 / 14 / 95
Job No.	93214
Sheet No.	





Hawai'i Convention Center

Convention Center Authority
Honolulu, HI

Wimberly Allison Tong & Goo, Inc.
Honolulu, HI

in association with

Loschky Marquardt & Neshom
Seattle, WA

NORDIC / PCL
A Joint Venture
Honolulu, HI

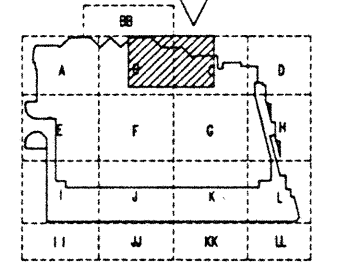
Consultants

DIV. 16 ELECTRICAL
16.11 TELEPHONE (N.I.C.)
16.13 VIDEO MONITOR

This work was prepared by me or under my supervision and construction of this project will be under my observation.

Ernest I. Watahara

ERNEST I. WATAHARA
LICENSED PROFESSIONAL ARCHITECT
No. 5343
HAWAII, U.S.A.



Revisions

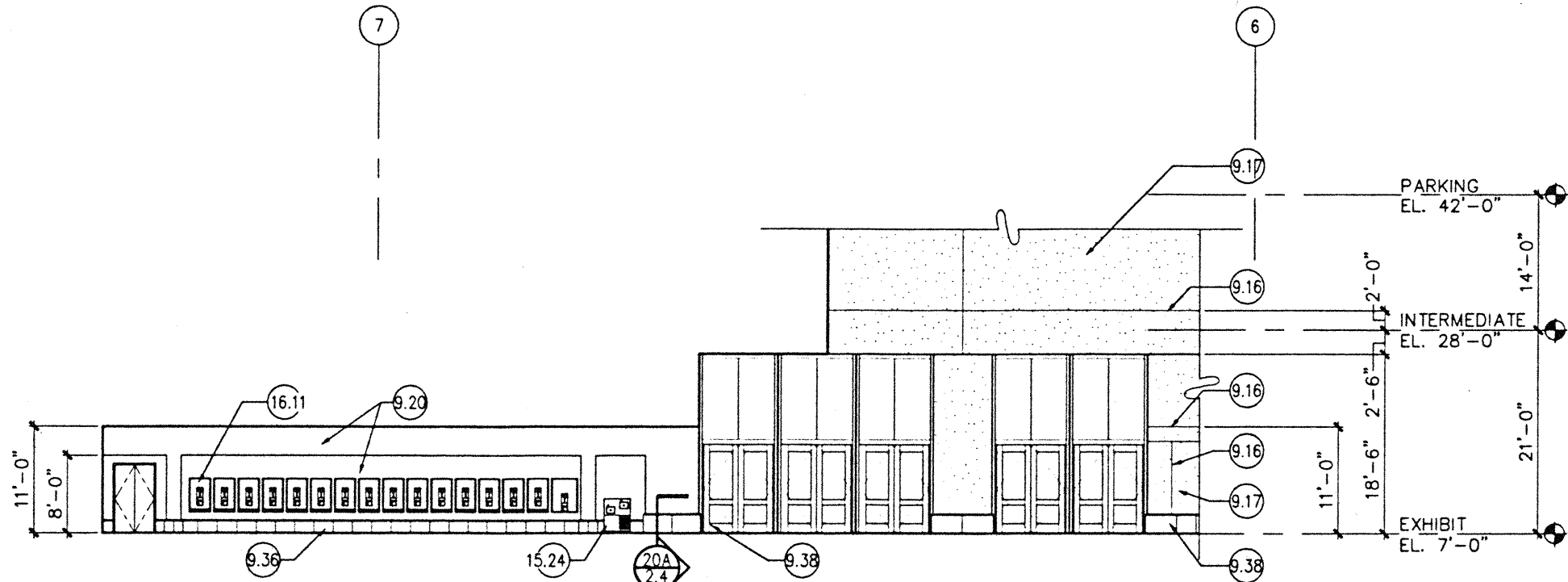
No.	Date	By	Description
12/15/95			FINAL DOCUMENTS
10/17/95			OCTOBER COORDINATION
9/16/95			BUILDING PERMIT SET

PARTIAL REGISTRATION LOBBY WALL ELEVATIONS

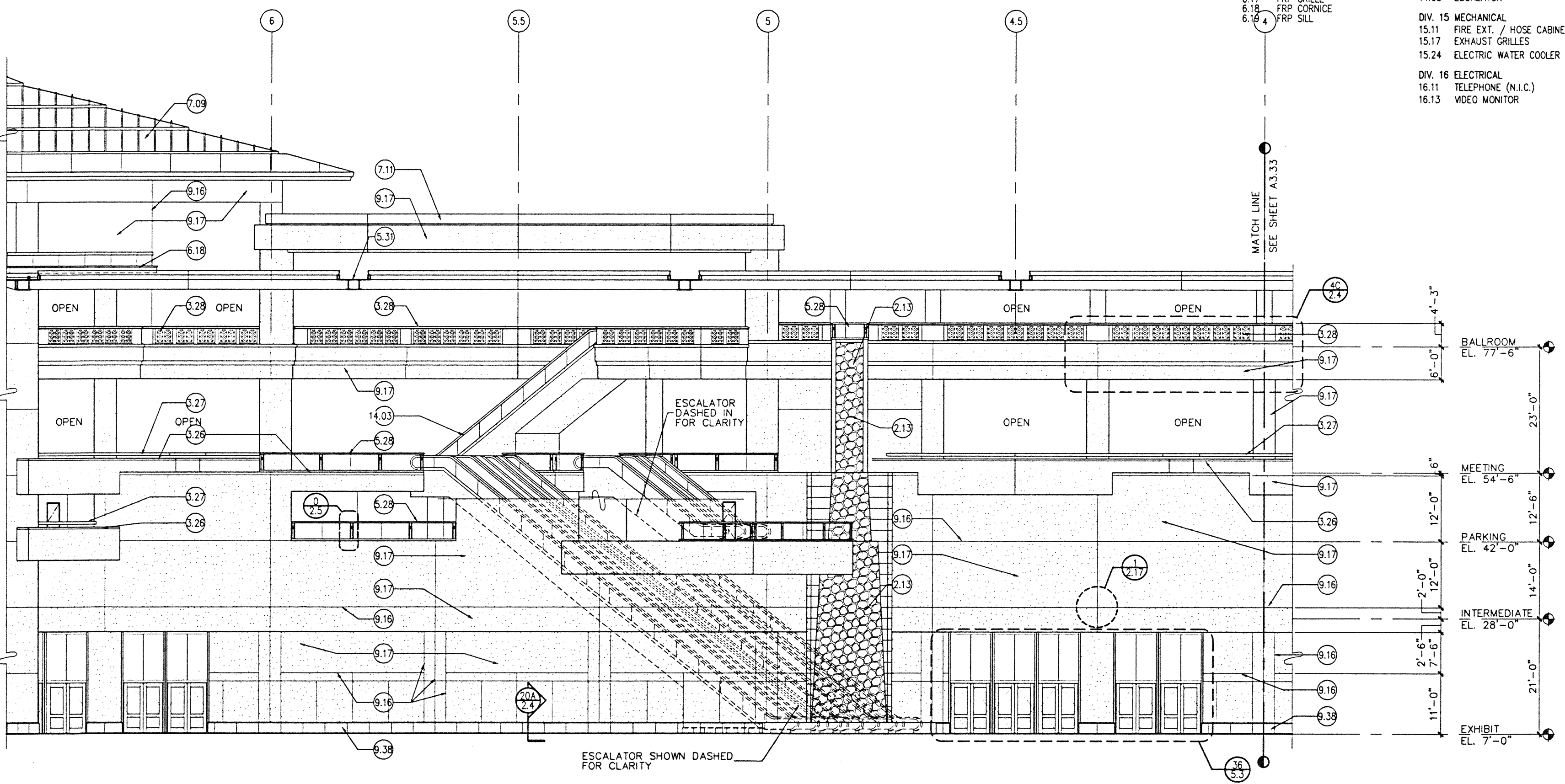
Designed	GL / KNPC
Drawn	LC
Checked	SPK / EW
Date	8 / 14 / 95
Job No.	9324
Sheet No.	

KEYNOTES

- DIV. 2 SITE WORK
 - 2.09 LANDSCAPING
 - 2.10 FINISH GRADE
 - 2.11 PLANTER
 - 2.13 WATER FEATURES
- DIV. 3 CONCRETE WORK
 - 3.03 CONTROL JOINT
 - 3.09 CONCRETE COLUMN
 - 3.11 CONCRETE WALL
 - 3.12 CONCRETE WITH VERTICAL RIBBED TEXTURE
 - 3.22 CONCRETE CURB
 - 3.26 CAST STONE WALL CAP
 - 3.27 CAST STONE RAIL
 - 3.28 CAST STONE GUARDRAIL
 - 3.33 CONCRETE
 - 3.34 CONCRETE BASE
- DIV. 4 MASONRY
 - 4.04 STONE
- DIV. 5 METALS
 - 5.15 STEEL PIPE BOLLARD FILLED WITH CONCRETE
 - 5.17 DECORATIVE METAL PANEL
 - 5.27 METAL RAILING
 - 5.28 GLASS RAILING WITH METAL CAP RAIL
 - 5.29 METAL SECURITY GRILLE
 - 5.30 STEEL TREE ASSEMBLY
 - 5.31 STEEL TREE RING ASSEMBLY
- DIV. 6 WOOD AND PLASTICS
 - 6.15 DECORATIVE PANELS
 - 6.16 TRELLIS
 - 6.17 FRP GRILLE
 - 6.18 FRP CORNICE
 - 6.19 FRP SILL
- DIV. 7 THERMAL AND MOISTURE PROTECTION
 - 7.09 METAL ROOFING
 - 7.11 METAL FLASHING
 - 7.19 EXPANSION JOINT
 - 7.22 TENSILE FABRIC STRUCTURE
- DIV. 8 DOORS AND WINDOWS
 - 8.04 HOLLOW METAL STOREFRONT
 - 8.06 OVERHEAD COILING DOOR
 - 8.07 STRUCTURAL GLAZING SYSTEM
 - 8.09 GLAZING
 - 8.10 FRITTE GLASS PATTERN
 - 8.11 SKYLIGHT
 - 8.12 SANDBLASTED GLASS
 - 8.13 GLAZING GLA-3
 - 8.14 GLAZING GLA-2
 - 8.15 GLAZING GLA-4
- DIV. 9 FINISHES
 - 9.16 CONTROL JOINT
 - 9.17 EFS
 - 9.20 5/8" GYPSUM BOARD
 - 9.36 CS-1 CAST STONE BASE
 - 9.38 CS-2 CAST STONE BASE
- DIV. 10 SPECIALTIES
 - 10.26 LOUVERS
 - 10.30 FEC-1 FIRE EXT. CABINET
 - 10.31 FEC-2 FIRE EXT. CABINET
- DIV. 11 EQUIPMENT
 - 11.01 PARKING CONTROL EQUIPMENT
- DIV. 14 CONVEYING SYSTEMS
 - 14.03 ESCALATOR
- DIV. 15 MECHANICAL
 - 15.11 FIRE EXT. / HOSE CABINET
 - 15.17 EXHAUST GRILLES
 - 15.24 ELECTRIC WATER COOLER




A PARTIAL REG. LOBBY WALL ELEVATION • ROOM NO. 163
SCALE: 1/8"=1'-0"



B PARTIAL REGISTRATION LOBBY WALL ELEVATION (ROOM 102)
SCALE: 1/8"=1'-0"





Hawai'i Convention Center

Convention Center Authority
Honolulu, HI

Wimberly Allison Tong & Goo, Inc.
Honolulu, HI

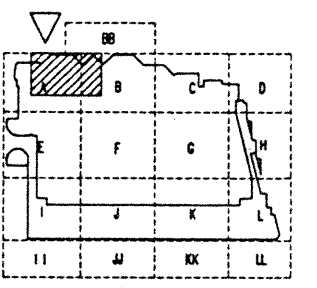
in association with

Loschky Marquardt & Nesholm
Seattle, WA

NORDIC / PCL
A Joint Venture
Honolulu, HI

Consultants

This work was prepared by me or under my supervision and construction of this project will be under my observation.
EVANS L. WATKINS
REGISTERED PROFESSIONAL ARCHITECT
No. 5343
HAWAII, U.S.A.
Evans L. Watkins



Revisions

No.	Date	By	Description
12/15/95			FINAL DOCUMENTS
10/17/95			OCTOBER COORDINATION
9/15/95			BUILDING PERMIT SET

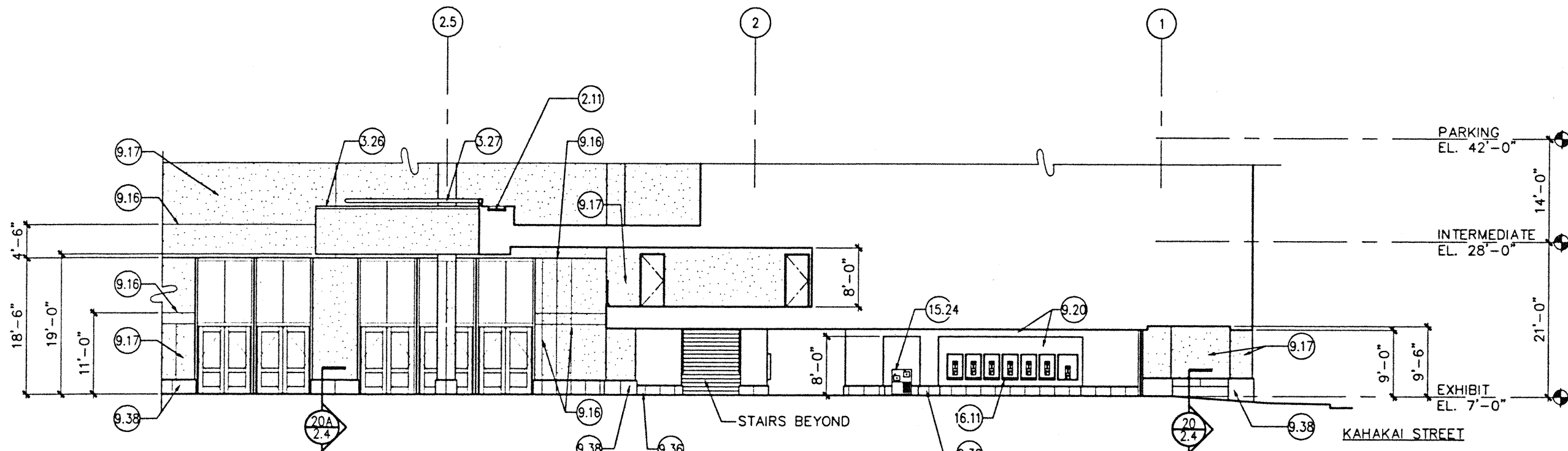
Sheet Title

PARTIAL REGISTRATION LOBBY WALL ELEVATIONS

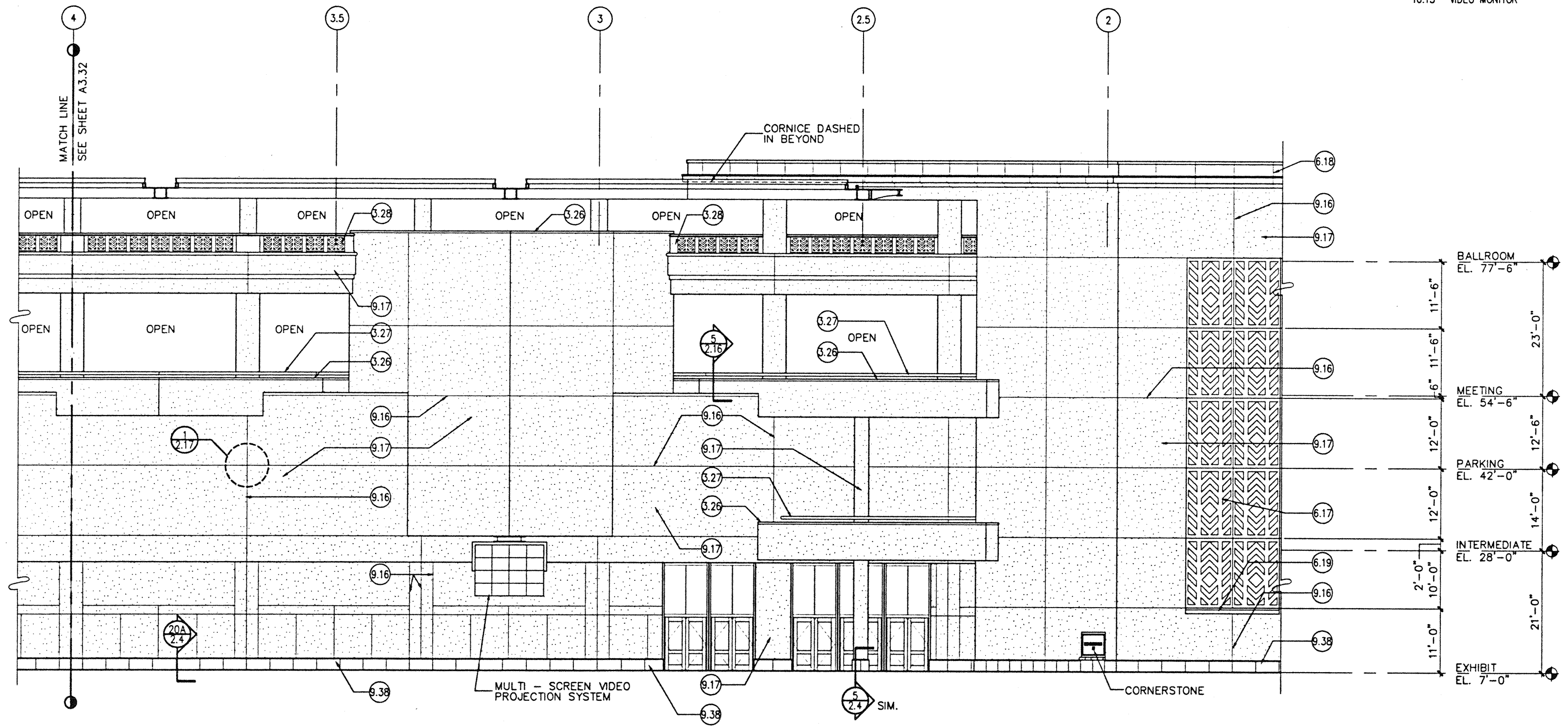
Designed	GL / KNPC
Drawn	LC
Checked	SRK / EHW
Date	8 / 14 / 95
Job No.	93214
Sheet No.	

KEYNOTES

- DIV. 2 SITE WORK
 - 2.09 LANDSCAPING
 - 2.10 FINISH GRADE
 - 2.11 PLANTER
 - 2.13 WATER FEATURES
- DIV. 3 CONCRETE WORK
 - 3.03 CONTROL JOINT
 - 3.09 CONCRETE COLUMN
 - 3.11 CONCRETE WALL
 - 3.12 CONCRETE WITH VERTICAL RIBBED TEXTURE
 - 3.22 CONCRETE CURB
 - 3.26 CAST STONE WALL CAP
 - 3.27 CAST STONE RAIL
 - 3.28 CAST STONE GUARDRAIL
 - 3.33 CONCRETE
 - 3.34 CONCRETE BASE
- DIV. 4 MASONRY
 - 4.04 STONE
- DIV. 5 METALS
 - 5.15 STEEL PIPE BOLLARD FILLED WITH CONCRETE
 - 5.17 DECORATIVE METAL PANEL
 - 5.27 METAL RAILING
 - 5.28 GLASS RAILING WITH METAL CAP RAIL
 - 5.29 METAL SECURITY GRILLE
 - 5.30 STEEL TREE ASSEMBLY
 - 5.31 STEEL TREE RING ASSEMBLY
- DIV. 6 WOOD AND PLASTICS
 - 6.15 DECORATIVE PANELS
 - 6.16 TRELLIS
 - 6.17 FRP GRILLE
 - 6.18 FRP CORNICE
 - 6.19 FRP SILL
- DIV. 7 THERMAL AND MOISTURE PROTECTION
 - 7.09 METAL ROOFING
 - 7.11 METAL FLASHING
 - 7.19 EXPANSION JOINT
 - 7.22 TENSILE FABRIC STRUCTURE
- DIV. 8 DOORS AND WINDOWS
 - 8.04 HOLLOW METAL STOREFRONT
 - 8.06 OVERHEAD COILING DOOR
 - 8.07 STRUCTURAL GLAZING SYSTEM
 - 8.09 GLAZING
 - 8.10 FRITTE GLASS PATTERN
 - 8.11 SKYLIGHT
 - 8.12 SANDBLASTED GLASS
 - 8.13 GLAZING GLA-3
 - 8.14 GLAZING GLA-2
 - 8.15 GLAZING GLA-4
- DIV. 9 FINISHES
 - 9.16 CONTROL JOINT
 - 9.17 EFS
 - 9.20 5/8" GYPSUM BOARD
 - 9.36 CS-1 CAST STONE BASE
 - 9.38 CS-2 CAST STONE BASE
- DIV. 10 SPECIALTIES
 - 10.26 LOUVERS
 - 10.30 FEC-1 FIRE EXT. CABINET
 - 10.31 FEC-2 FIRE EXT. CABINET
- DIV. 11 EQUIPMENT
 - 11.01 PARKING CONTROL EQUIPMENT
- DIV. 14 CONVEYING SYSTEMS
 - 14.03 ESCALATOR
- DIV. 15 MECHANICAL
 - 15.11 FIRE EXT. / HOSE CABINET
 - 15.17 EXHAUST GRILLES
 - 15.24 ELECTRIC WATER COOLER
- DIV. 16 ELECTRICAL
 - 16.11 TELEPHONE (N.I.C.)
 - 16.13 VIDEO MONITOR



A PARTIAL REG. LOBBY WALL ELEVATION @ ROOM NO. 103
SCALE: 1/8"=1'-0"



B PARTIAL REGISTRATION LOBBY WALL ELEVATION (ROOM 102)
SCALE: 1/8"=1'-0"



KEYNOTES

- DIV. 2 SITE WORK
- 2.09 LANDSCAPING
- 2.10 FINISH GRADE
- 2.11 PLANTER
- 2.13 WATER FEATURES
- DIV. 3 CONCRETE WORK
- 3.03 CONTROL JOINT
- 3.09 CONCRETE COLUMN
- 3.11 CONCRETE WALL
- 3.12 CONCRETE WITH VERTICAL RIBBED TEXTURE
- 3.22 CONCRETE CURB
- 3.26 CAST STONE WALL CAP
- 3.27 CAST STONE RAIL
- 3.28 CAST STONE GUARDRAIL
- 3.33 CONCRETE
- 3.34 CONC. BASE

DIV. 4 MASONRY

- 4.04 STONE

DIV. 5 METALS

- 5.15 STEEL PIPE BOLLARD FILLED WITH CONCRETE
- 5.17 DECORATIVE METAL PANEL
- 5.27 METAL RAILING
- 5.28 GLASS RAILING WITH METAL CAP RAIL
- 5.29 METAL SECURITY GRILLE
- 5.30 STEEL TREE ASSEMBLY
- 5.31 STEEL TREE RING ASSEMBLY

DIV. 6 WOOD AND PLASTICS

- 6.15 DECORATIVE PANELS
- 6.16 TRELLIS
- 6.17 FRP GRILLE
- 6.18 FRP CORNICE
- 6.19 FRP SILL

DIV. 7 THERMAL AND MOISTURE PROTECTION

- 7.09 METAL ROOFING
- 7.11 METAL FLASHING
- 7.19 EXPANSION JOINT
- 7.22 TENSILE FABRIC STRUCTURE

DIV. 8 DOORS AND WINDOWS

- 8.04 HOLLOW METAL STOREFRONT
- 8.06 OVERHEAD COILING DOOR
- 8.07 STRUCTURAL GLAZING SYSTEM
- 8.09 GLAZING
- 8.10 FRITTED GLASS PATTERN
- 8.11 SKYLIGHT
- 8.12 SANDBLASTED GLASS
- 8.13 GLAZING GLA-3
- 8.14 GLAZING GLA-2
- 8.15 GLAZING GLA-4

DIV. 9 FINISHES

- 9.16 CONTROL JOINT
- 9.17 EFS
- 9.20 5/8" GYPSUM BOARD
- 9.36 CS-1 CAST STONE BASE
- 9.38 CS-2 CAST STONE BASE

DIV. 10 SPECIALTIES

- 10.26 LOUVERS
- 10.30 FEC-1 FIRE EXT. CABINET
- 10.31 FEC-2 FIRE EXT. CABINET

DIV. 11 EQUIPMENT

- 11.01 PARKING CONTROL EQUIPMENT

DIV. 14 CONVEYING SYSTEMS


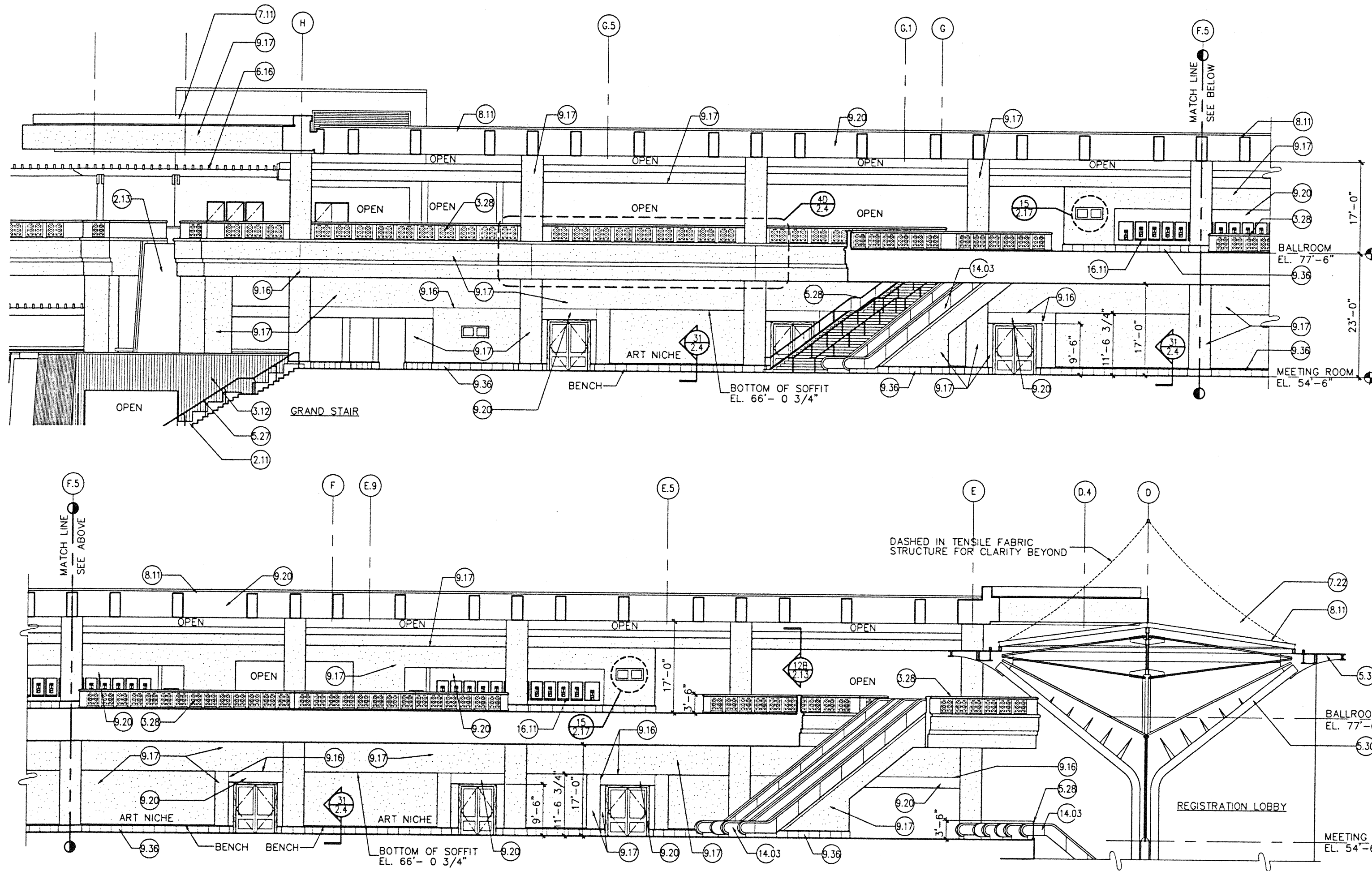
- 14.03 ESCALATOR

DIV. 15 MECHANICAL

- 15.10 FIRE EXTINGUISHER
- 15.17 EXHAUST GRILLES
- 15.24 ELECTRIC WATER COOLER

DIV. 16 ELECTRICAL

- 16.11 TELEPHONE (N.I.C.)
- 16.13 VIDEO MONITOR



Hawai'i Convention Center

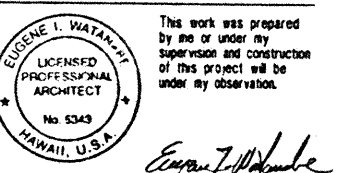
Convention Center Authority
Honolulu, HI

Wimberly Allison Tong & Goo, Inc.
Honolulu, HI

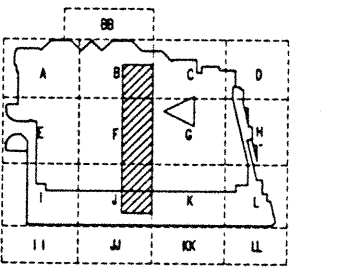
in association with
Loschky Marquardt & Nesholm
Seattle, WA

NORDIC / PCL
A Joint Venture
Honolulu, HI

Consultants



This work was prepared by me or under my supervision and construction of this project will be under my observation.



Revisions

No.	Date	By	Description
12/15/95			FINAL DOCUMENTS
10/17/95			OCTOBER COORDINATION
9/15/95			BUILDING PERMIT SET

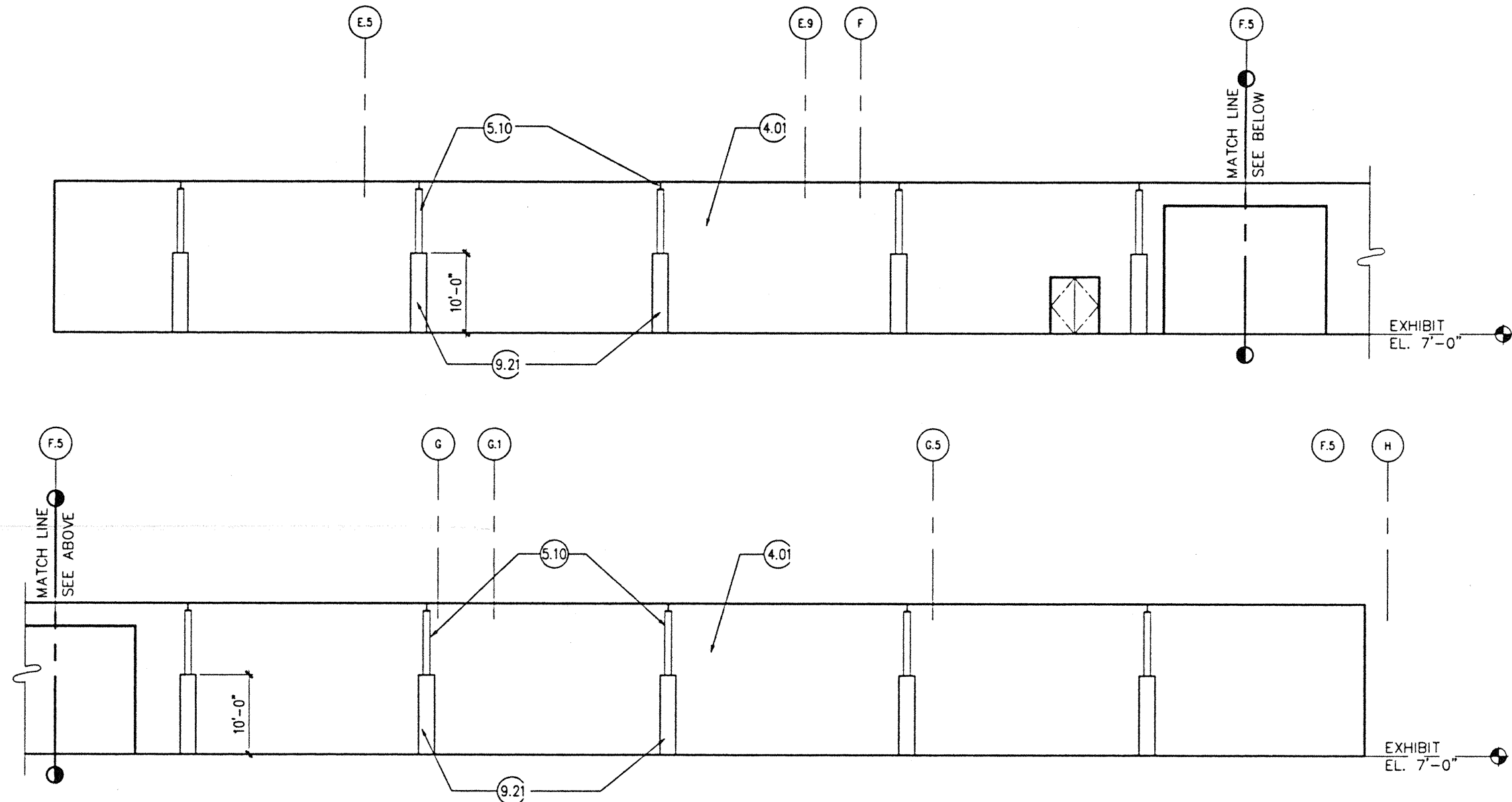
ALA HALAWAI CONCOURSE ELEVATIONS

Designed	GL / KNPC
Drawn	LC
Checked	SPK / EW
Date	8 / 14 / 95
Job No.	93274
Sheet No.	

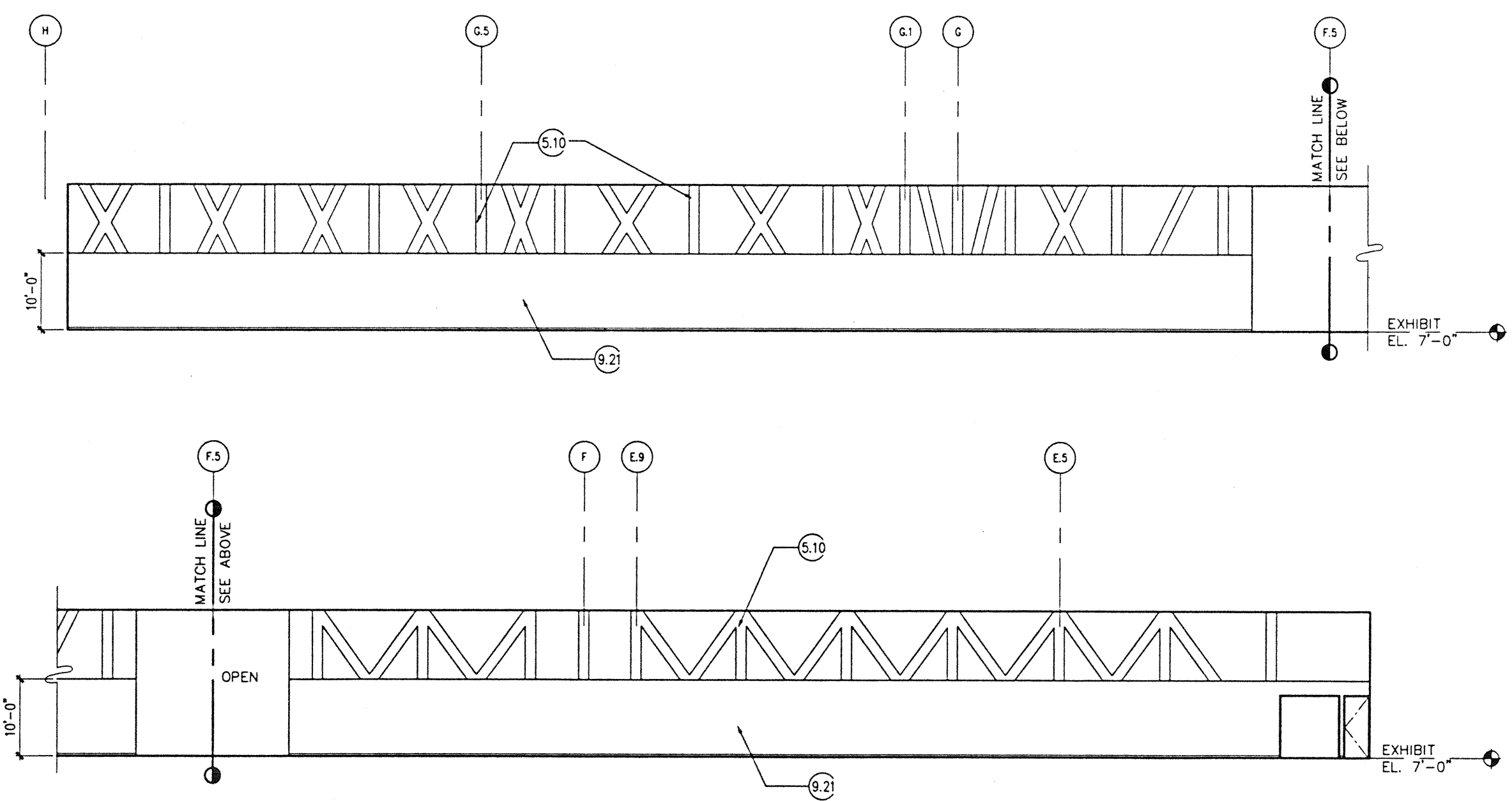
A ALA HALAWAI CONCOURSE ELEVATION - LOOKING WEST

SCALE: 1/16" = 1'-0"






A EMPLOYEE CORRIDOR ELEVATION - LOOKING EAST
SCALE: 1/8" = 1'-0"



B EMPLOYEE CORRIDOR ELEVATION - LOOKING WEST
SCALE: 1/8" = 1'-0"

KEYNOTES

- DIV. 2 SITE WORK
- 2.09 LANDSCAPING
- 2.10 FINISH GRADE
- 2.11 PLANTER
- 2.13 WATER FEATURES
- DIV. 3 CONCRETE WORK
- 3.03 CONTROL JOINT
- 3.09 CONCRETE COLUMN
- 3.11 CONCRETE WALL
- 3.12 CONCRETE WITH VERTICAL RIBBED TEXTURE
- 3.22 CONCRETE CURB
- 3.26 CAST STONE WALL CAP
- 3.27 CAST STONE RAIL
- 3.28 CAST STONE GUARDRAIL
- 3.33 CONCRETE
- 3.34 CONCRETE BASE
- DIV. 4 MASONRY
- 4.01 8" CONCRETE MASONRY UNIT
- 4.04 STONE
- DIV. 5 METALS
- 5.10 STEEL COLUMN
- 5.15 STEEL PIPE BOLLARD FILLED WITH CONCRETE
- 5.17 DECORATIVE METAL PANEL
- 5.27 METAL RAILING
- 5.28 GLASS RAILING WITH METAL CAP RAIL
- 5.29 METAL SECURITY GRILLE
- 5.30 STEEL TREE ASSEMBLY
- 5.31 STEEL TREE RING ASSEMBLY
- DIV. 6 WOOD AND PLASTICS
- 6.15 DECORATIVE PANELS
- 6.16 TRELLIS
- 6.17 FRP GRILLE
- 6.18 FRP CORNICE
- 6.19 FRP SILL
- DIV. 7 THERMAL AND MOISTURE PROTECTION
- 7.09 METAL ROOFING
- 7.11 METAL FLASHING
- 7.19 EXPANSION JOINT
- 7.22 TENSILE FABRIC STRUCTURE
- DIV. 8 DOORS AND WINDOWS
- 8.04 HOLLOW METAL STOREFRONT
- 8.06 OVERHEAD COILING DOOR
- 8.07 STRUCTURAL GLAZING SYSTEM
- 8.09 GLAZING
- 8.10 FRITTE GLASS PATTERN
- 8.11 SKYLIGHT
- 8.12 SANDBLASTED GLASS
- 8.13 GLAZING GL-3
- 8.14 GLAZING GLA-2
- 8.15 GLAZING GLA-4
- DIV. 9 FINISHES
- 9.16 CONTROL JOINT
- 9.17 EFS
- 9.20 5/8" GYPSUM BOARD
- 9.21 5/8" TYPE 'X' GYPSUM BOARD
- 9.36 CS-1 CAST STONE BASE
- 9.38 CS-2 CAST STONE BASE
- DIV. 10 SPECIALTIES
- 10.26 LOUVERS
- 10.30 FEC-1 FIRE EXT. CABINET
- 10.31 FEC-2 FIRE EXT. CABINET
- DIV. 11 EQUIPMENT
- 11.01 PARKING CONTROL EQUIPMENT
- DIV. 14 CONVEYING SYSTEMS
- 14.03 ESCALATOR
- DIV. 15 MECHANICAL
- 15.10 FIRE EXTINGUISHER
- 15.17 EXHAUST GRILLES
- 15.24 ELECTRIC WATER COOLER
- DIV. 16 ELECTRICAL
- 16.11 TELEPHONE (N.I.C.)
- 16.13 VIDEO MONITOR



Hawai'i Convention Center

Convention Center Authority
Honolulu, HI

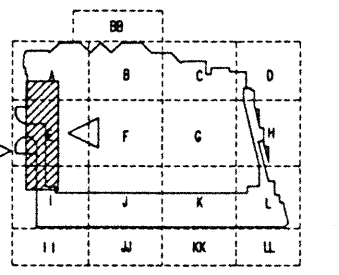

Wimberly Allison Tong & Goo, Inc.
Honolulu, HI

in association with

Loeschky Marquardt & Nesholm
Seattle, WA

NORDIC / PCL
A Joint Venture
Honolulu, HI

Consultants



Revisions


No.	Date	By	Description
12/15/95			FINAL DOCUMENTS
10/17/95			OCTOBER COORDINATION
9/15/95			BUILDING PERMIT SET

Sheet Title

EMPLOYEE CORRIDOR ELEVATIONS

Designed	GL / KWPC
Drawn	LC
Checked	SRK / EW
Date	8 / 14 / 95
Job No.	9324
Sheet No.	





Hawaii Convention Center

Convention Center Authority
Honolulu, HI

Wimberly Allison Tong & Goo, Inc.
Honolulu, HI

in association with

Loschky Marquardt & Nesholm
Seattle, WA

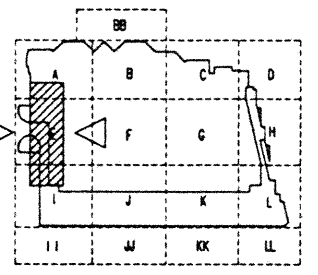
NORDIC / PCL
A Joint Venture
Honolulu, HI

Consultants

This work was prepared by me or under my supervision and construction of this project will be under my observation.

ELISEE L. WATKINS
LICENSED PROFESSIONAL ARCHITECT
No. 5343
HAWAII, U.S.A.

Conrad J. W. ...



Revisions

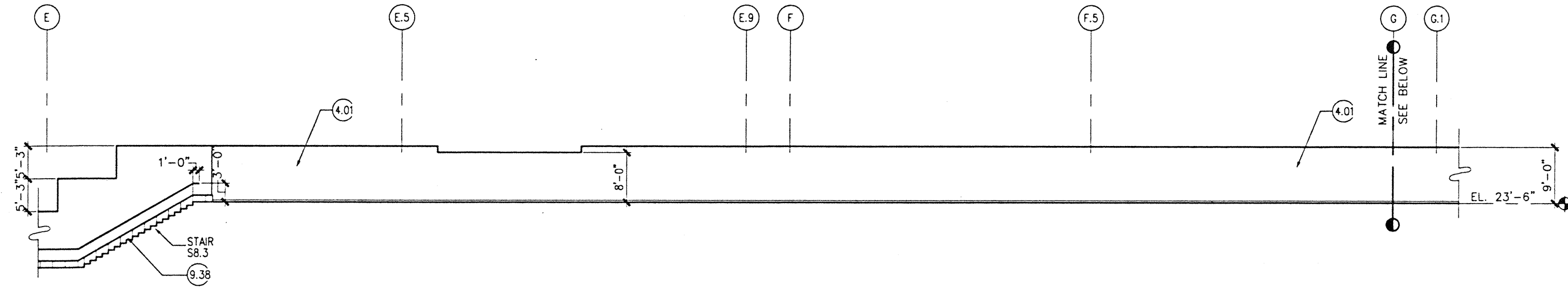
No.	Date	By	Description
12/15/95	12/15/95	GL / JOPC	FINAL DOCUMENTS
10/17/95	10/17/95	SPK / EW	OCTOBER COORDINATION
9/16/95	9/16/95	SPK / EW	BUILDING PERMIT SET

PEDESTRIAN CORRIDOR ELEVATIONS

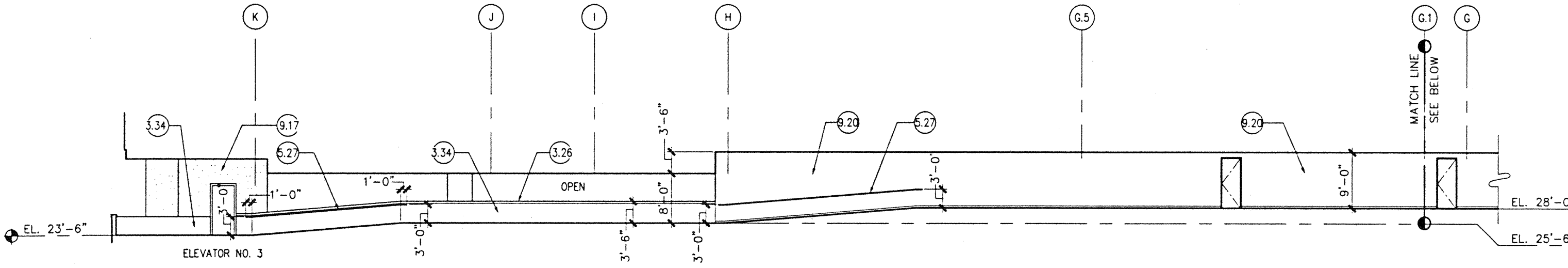
Designed	GL / JOPC
Drawn	LC
Checked	SPK / EW
Date	8 / 14 / 95
Job No.	93214
Sheet No.	

KEYNOTES

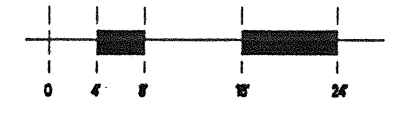
- DIV. 2 SITE WORK
 - 2.09 LANDSCAPING
 - 2.10 FINISH GRADE
 - 2.11 PLANTER
 - 2.13 WATER FEATURES
- DIV. 3 CONCRETE WORK
 - 3.03 CONTROL JOINT
 - 3.09 CONCRETE COLUMN
 - 3.11 CONCRETE WALL
 - 3.12 CONCRETE WITH VERTICAL RIBBED TEXTURE
 - 3.22 CONCRETE CURB
 - 3.26 CAST STONE WALL CAP
 - 3.27 CAST STONE RAIL
 - 3.28 CAST STONE GUARDRAIL
 - 3.33 CONCRETE
 - 3.34 PRECAST CONC. BASE
- DIV. 4 MASONRY
 - 4.01 8" CONCRETE MASONRY UNITS
 - 4.04 STONE
- DIV. 5 METALS
 - 5.15 STEEL PIPE BOLLARD FILLED WITH CONCRETE
 - 5.17 DECORATIVE METAL PANEL
 - 5.27 METAL RAILING
 - 5.28 GLASS RAILING WITH METAL CAP RAIL
 - 5.29 METAL SECURITY GRILLE
 - 5.30 STEEL TREE ASSEMBLY
 - 5.31 STEEL TREE RING ASSEMBLY
- DIV. 6 WOOD AND PLASTICS
 - 6.15 DECORATIVE PANELS
 - 6.16 TRELLIS
 - 6.17 FRP GRILLE
 - 6.18 FRP CORNICE
 - 6.19 FRP SILL
- DIV. 7 THERMAL AND MOISTURE PROTECTION
 - 7.09 METAL ROOFING
 - 7.11 METAL FLASHING
 - 7.19 EXPANSION JOINT
 - 7.22 TENSILE FABRIC STRUCTURE
- DIV. 8 DOORS AND WINDOWS
 - 8.04 HOLLOW METAL STOREFRONT
 - 8.06 OVERHEAD COLING DOOR
 - 8.07 STRUCTURAL GLAZING SYSTEM
 - 8.09 GLAZING
 - 8.10 FRITTE GLASS PATTERN
 - 8.11 SKYLIGHT
 - 8.12 SANDBLASTED GLASS
 - 8.13 GLAZING GLA-3
 - 8.14 GLAZING GLA-2
 - 8.15 GLAZING GLA-4
- DIV. 9 FINISHES
 - 9.16 CONTROL JOINT
 - 9.17 EFS
 - 9.20 5/8" GYPSUM BOARD
 - 9.36 CS-1 CAST STONE BASE
 - 9.38 CS-2 CAST STONE BASE
- DIV. 10 SPECIALTIES
 - 10.26 LOUVERS
 - 10.30 FEC-1 FIRE EXT. CABINET
 - 10.31 FEC-2 FIRE EXT. CABINET
- DIV. 11 EQUIPMENT
 - 11.01 PARKING CONTROL EQUIPMENT
- DIV. 14 CONVEYING SYSTEMS
 - 14.03 ESCALATOR
- DIV. 15 MECHANICAL
 - 15.10 FIRE EXTINGUISHER
 - 15.17 EXHAUST GRILLES
 - 15.24 ELECTRIC WATER COOLER
- DIV. 16 ELECTRICAL
 - 16.11 TELEPHONE (N.I.C.)
 - 16.13 VIDEO MONITOR

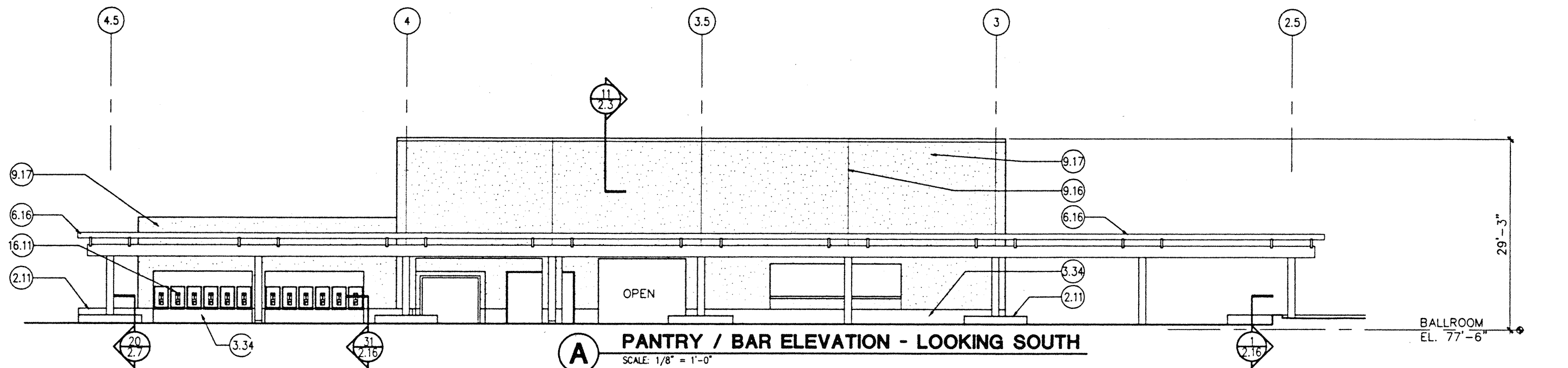


A PEDESTRIAN CORRIDOR ELEVATION - LOOKING EAST
SCALE: 1/8" = 1'-0"

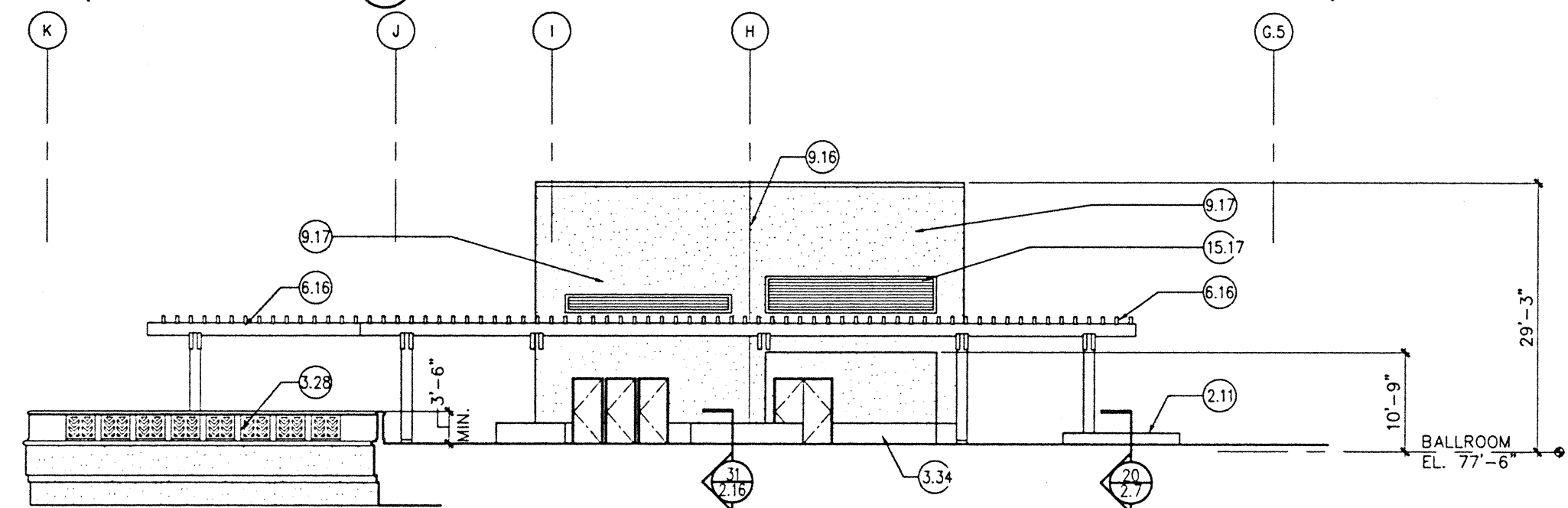


B PEDESTRIAN CORRIDOR ELEVATION - LOOKING WEST
SCALE: 1/8" = 1'-0"

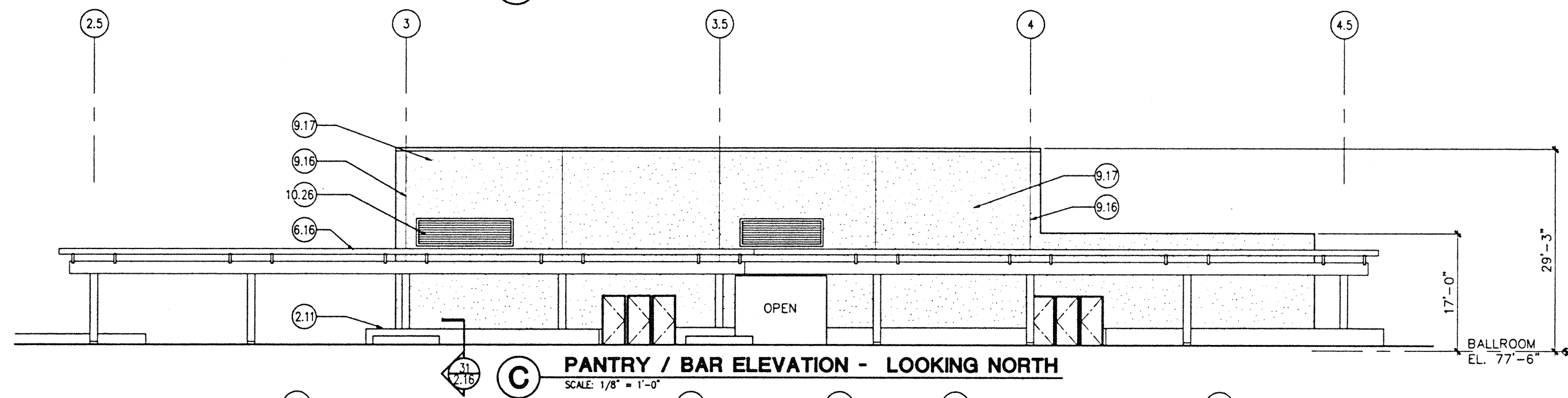




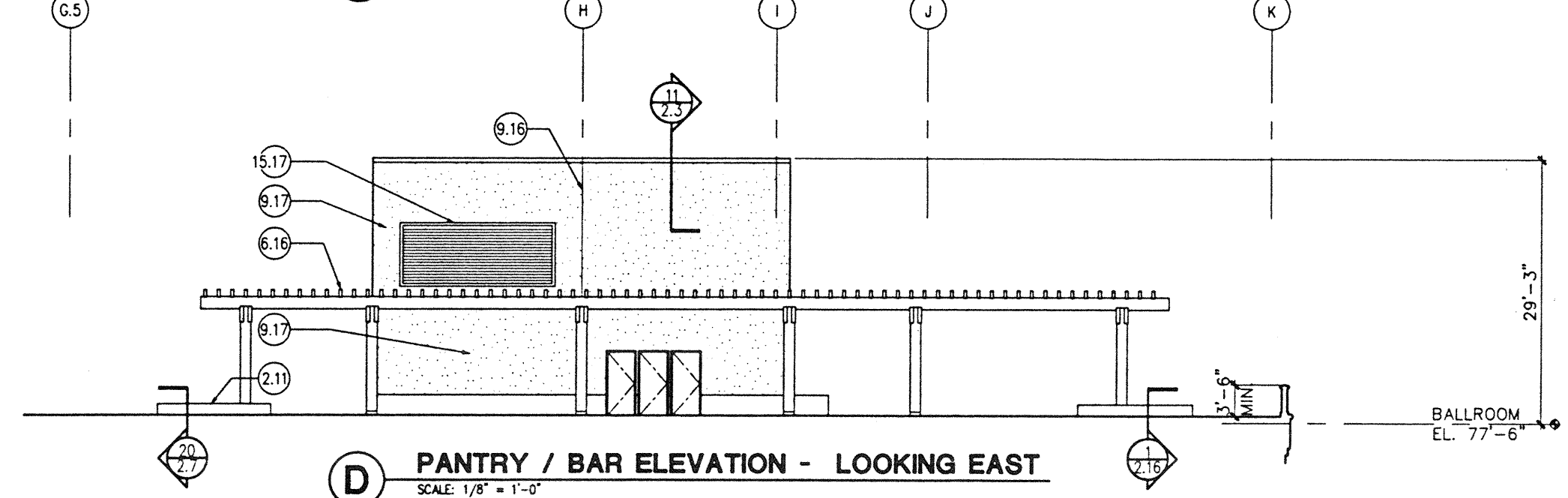
A PANTRY / BAR ELEVATION - LOOKING SOUTH
SCALE: 1/8" = 1'-0"



B PANTRY / BAR ELEVATION - LOOKING WEST
SCALE: 1/8" = 1'-0"




C PANTRY / BAR ELEVATION - LOOKING NORTH
SCALE: 1/8" = 1'-0"



D PANTRY / BAR ELEVATION - LOOKING EAST
SCALE: 1/8" = 1'-0"

KEYNOTES

- DIV. 2 SITE WORK
 - 2.09 LANDSCAPING
 - 2.10 FINISH GRADE
 - 2.11 PLANTER
 - 2.13 WATER FEATURES
- DIV. 3 CONCRETE WORK
 - 3.03 CONTROL JOINT
 - 3.09 CONCRETE COLUMN
 - 3.11 CONCRETE WALL
 - 3.12 CONCRETE WITH VERTICAL RIBBED TEXTURE
 - 3.22 CONCRETE CURB
 - 3.26 CAST STONE WALL CAP
 - 3.27 CAST STONE RAIL
 - 3.28 CAST STONE GUARDRAIL
 - 3.33 CONCRETE
 - 3.34 CONC. BASE
- DIV. 4 MASONRY
 - 4.04 STONE
- DIV. 5 METALS
 - 5.15 STEEL PIPE BOLLARD FILLED WITH CONCRETE
 - 5.17 DECORATIVE METAL PANEL
 - 5.27 METAL RAILING
 - 5.28 GLASS RAILING WITH METAL CAP RAIL
 - 5.29 METAL SECURITY GRILLE
 - 5.30 STEEL TREE ASSEMBLY
 - 5.31 STEEL TREE RING ASSEMBLY
- DIV. 6 WOOD AND PLASTICS
 - 6.15 DECORATIVE PANELS
 - 6.16 TRELLIS
 - 6.17 FRP GRILLE
 - 6.18 FRP CORNICE
 - 6.19 FRP SILL
- DIV. 7 THERMAL AND MOISTURE PROTECTION
 - 7.09 METAL ROOFING
 - 7.11 METAL FLASHING
 - 7.19 EXPANSION JOINT
 - 7.22 TENSILE FABRIC STRUCTURE
- DIV. 8 DOORS AND WINDOWS
 - 8.04 HOLLOW METAL STOREFRONT
 - 8.06 OVERHEAD COILING DOOR
 - 8.07 STRUCTURAL GLAZING SYSTEM
 - 8.09 GLAZING
 - 8.10 FRITTE GLASS PATTERN
 - 8.11 SKYLIGHT
 - 8.12 SANDBLASTED GLASS
 - 8.13 GLAZING GL-3
 - 8.14 GLAZING GLA-2
 - 8.15 GLAZING GLA-4
- DIV. 9 FINISHES
 - 9.16 CONTROL JOINT
 - 9.17 EFS
 - 9.20 5/8" GYPSUM BOARD
 - 9.36 CS-1 CAST STONE BASE
 - 9.38 CS-2 CAST STONE BASE
- DIV. 10 SPECIALTIES
 - 10.26 LOUVERS
 - 10.30 FEC-1 FIRE EXT. CABINET
 - 10.31 FEC-2 FIRE EXT. CABINET
- DIV. 11 EQUIPMENT
 - 11.01 PARKING CONTROL EQUIPMENT
- DIV. 14 CONVEYING SYSTEMS
 - 14.03 ESCALATOR
- DIV. 15 MECHANICAL
 - 15.10 FIRE EXTINGUISHER
 - 15.17 EXHAUST GRILLES
 - 15.24 ELECTRIC WATER COOLER
- DIV. 16 ELECTRICAL
 - 16.11 TELEPHONE (N.I.C.)
 - 16.13 VIDEO MONITOR



Hawaii Convention Center

Convention Center Authority
Honolulu, HI

Wimberly Allison Tong & Goo, Inc.
Honolulu, HI

in association with
Loschky Marquardt & Neshoim
Seattle, WA

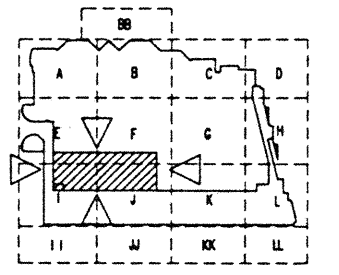
NORDIC / PCL
A Joint Venture
Honolulu, HI

Consultants

This work was prepared by me or under my supervision and construction of this project will be under my observation.

Ernest J. Wataha

ERNEST J. WATAHA
LICENSED PROFESSIONAL ARCHITECT
No. 5343
HAWAII, U.S.A.

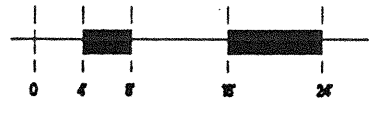



Revisions

No.	Date	By	Description
12/15/95			FINAL DOCUMENTS
10/17/95			OCTOBER COORDINATION
9/15/95			BUILDING PERMIT SET

PANTRY / BAR ELEVATIONS

Designed	GL / KNPC
Drawn	LC
Checked	SRK / EW
Date	8 / 14 / 95
Job No.	93214
Sheet No.	





Hawai'i Convention Center

Convention Center Authority
Honolulu, HI

Wimberly Allison Tong & Goo, Inc.
Honolulu, HI

in association with

Loschky Marquardt & Nesholm
Seattle, WA

NORDIC / PCL
A Joint Venture
Honolulu, HI

Consultants

KEYNOTES

- DIV. 2 SITE WORK
 - 2.09 LANDSCAPING
 - 2.10 FINISH GRADE
 - 2.11 PLANTER
 - 2.13 WATER FEATURES
- DIV. 3 CONCRETE WORK
 - 3.03 CONTROL JOINT
 - 3.09 CONCRETE COLUMN
 - 3.11 CONCRETE WALL
 - 3.12 CONCRETE WITH VERTICAL RIBBED TEXTURE
 - 3.22 CONCRETE CURB
 - 3.26 CAST STONE WALL CAP
 - 3.27 CAST STONE RAIL
 - 3.28 CAST STONE GUARDRAIL
 - 3.33 CONCRETE
 - 3.34 CONC. BASE

- DIV. 4 MASONRY
 - 4.04 STONE
- DIV. 5 METALS
 - 5.15 STEEL PIPE BOLLARD FILLED WITH CONCRETE
 - 5.17 DECORATIVE METAL PANEL
 - 5.27 METAL RAILING
 - 5.28 GLASS RAILING WITH METAL CAP RAIL
 - 5.29 METAL SECURITY GRILLE
 - 5.30 STEEL TREE ASSEMBLY
 - 5.31 STEEL TREE RING ASSEMBLY

- DIV. 6 WOOD AND PLASTICS
 - 6.15 DECORATIVE PANELS
 - 6.16 TRELLIS
 - 6.17 FRP GRILLE
 - 6.18 FRP CORNICE
 - 6.19 FRP SILL

- DIV. 7 THERMAL AND MOISTURE PROTECTION
 - 7.09 METAL ROOFING
 - 7.11 METAL FLASHING
 - 7.19 EXPANSION JOINT
 - 7.22 TENSILE FABRIC STRUCTURE

- DIV. 8 DOORS AND WINDOWS
 - 8.04 HOLLOW METAL STOREFRONT
 - 8.06 OVERHEAD COILING DOOR
 - 8.07 STRUCTURAL GLAZING SYSTEM
 - 8.09 GLAZING
 - 8.10 FRITTE GLASS PATTERN
 - 8.11 SKYLIGHT
 - 8.12 SANDBLASTED GLASS
 - 8.13 GLAZING GL-3
 - 8.14 GLAZING GLA-2
 - 8.15 GLAZING GLA-4

- DIV. 9 FINISHES
 - 9.16 CONTROL JOINT
 - 9.17 EFS
 - 9.20 5/8" GYPSUM BOARD
 - 9.36 CS-1 CAST STONE BASE
 - 9.38 CS-2 CAST STONE BASE

- DIV. 10 SPECIALTIES
 - 10.26 LOUVERS
 - 10.30 FEC-1 FIRE EXT. CABINET
 - 10.31 FEC-2 FIRE EXT. CABINET

- DIV. 11 EQUIPMENT
 - 11.01 PARKING CONTROL EQUIPMENT

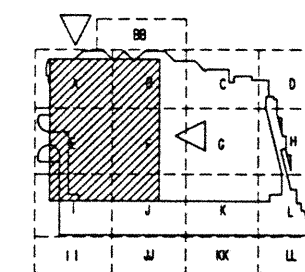
- DIV. 14 CONVEYING SYSTEMS
 - 14.03 ESCALATOR

- DIV. 15 MECHANICAL
 - 15.10 FIRE EXTINGUISHER
 - 15.17 EXHAUST GRILLES
 - 15.24 ELECTRIC WATER COOLER

- DIV. 16 ELECTRICAL
 - 16.11 TELEPHONE (N.I.C.)
 - 16.13 VIDEO MONITOR

This work was prepared by me or under my supervision and construction of this project will be under my observation.

Ernest I. Watahara
LICENSED ARCHITECT
No. 5543
HAWAII, U.S.A.



Revisions

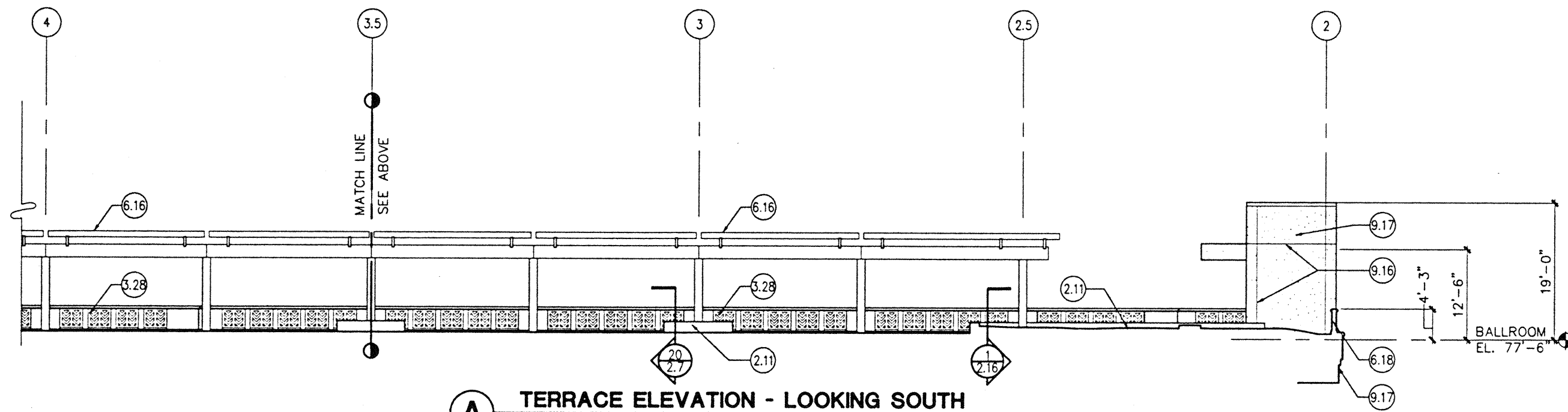
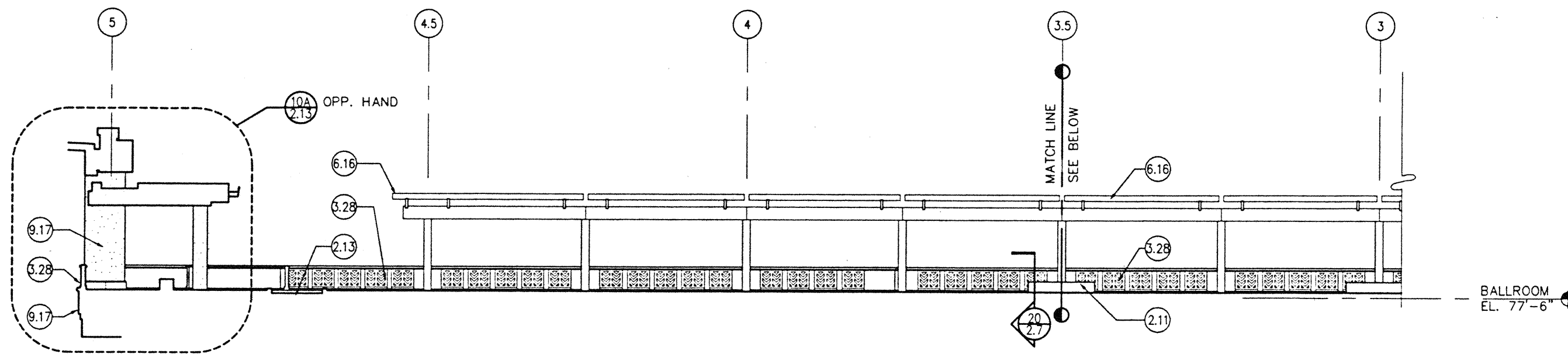
No.	Date	By	Description
12/15/95		GL / KNPC	FINAL DOCUMENTS
10/17/95		LC	OCTOBER COORDINATION
9/15/95		SRK / EW	BUILDING PERMIT SET

Sheet Title

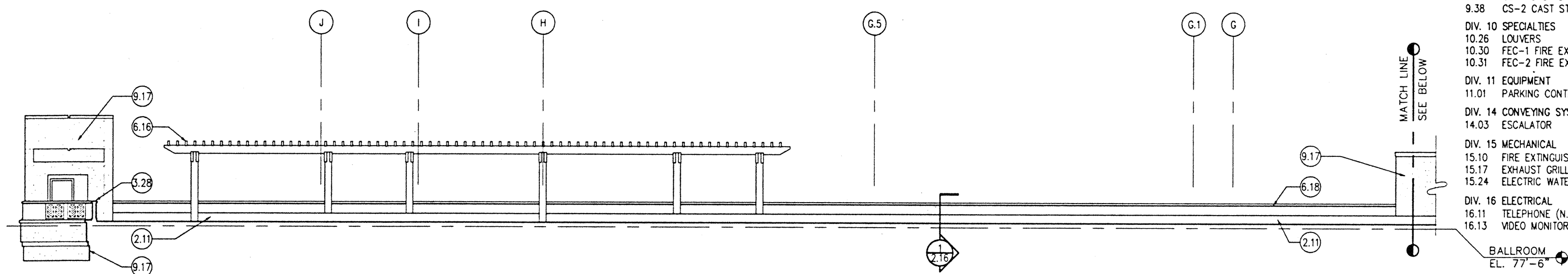
TERRACE ELEVATIONS

Designed	GL / KNPC
Drawn	LC
Checked	SRK / EW
Date	8 / 14 / 95
Job No.	93214
Sheet No.	

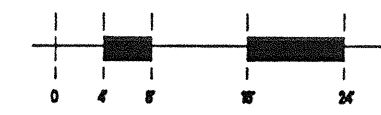
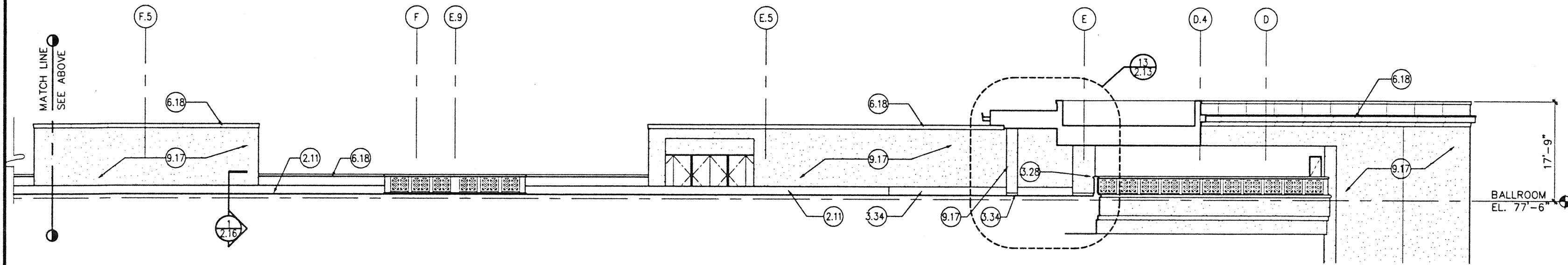
A3.40

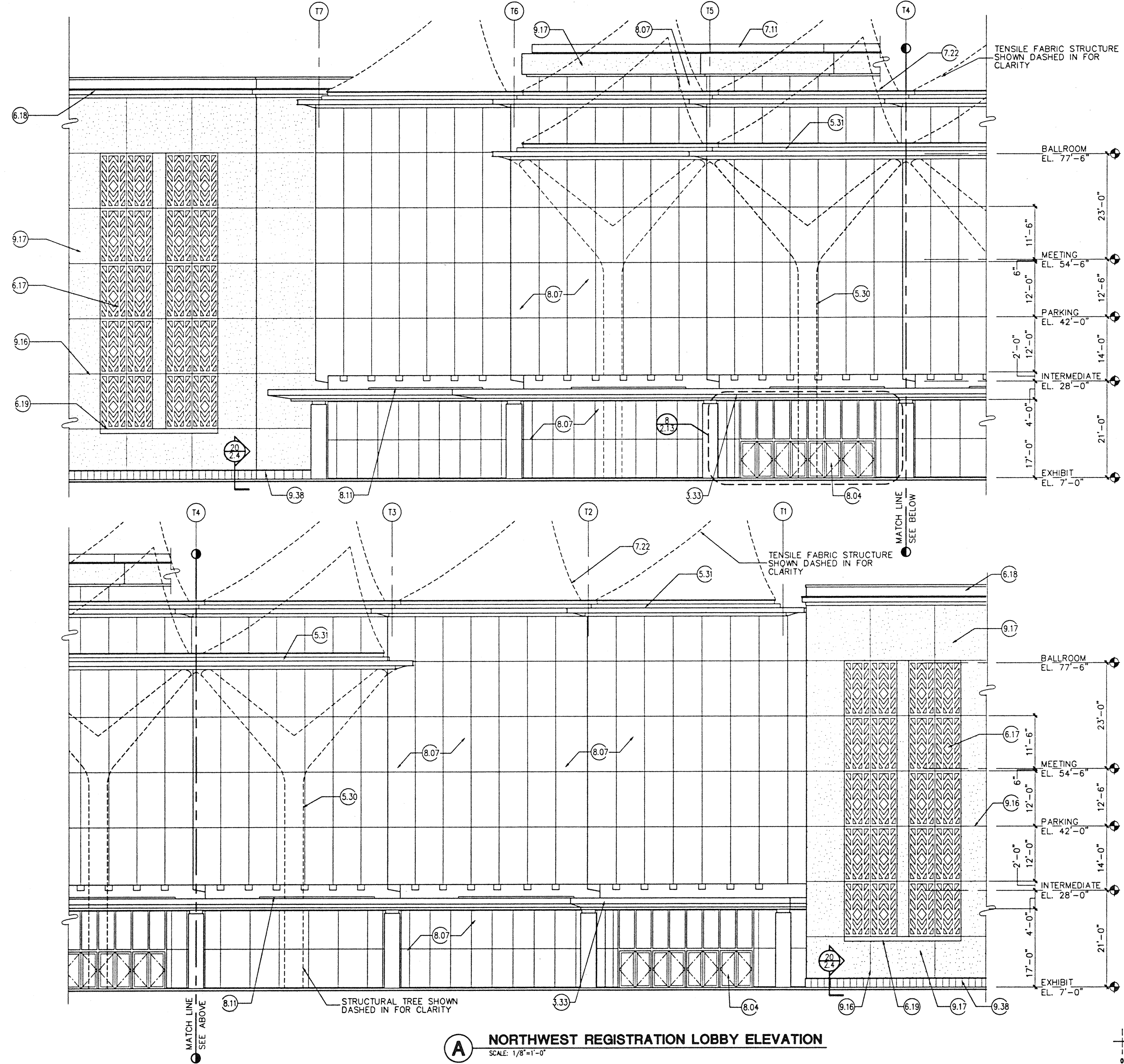


A TERRACE ELEVATION - LOOKING SOUTH
SCALE: 1/8" = 1'-0"




B TERRACE ELEVATION - LOOKING WEST
SCALE: 1/8" = 1'-0"





KEYNOTES

- DIV. 2 SITE WORK
 - 2.09 LANDSCAPING
 - 2.10 FINISH GRADE
 - 2.11 PLANTER
 - 2.13 WATER FEATURES
- DIV. 3 CONCRETE WORK
 - 3.03 CONTROL JOINT
 - 3.09 CONCRETE COLUMN
 - 3.11 CONCRETE WALL
 - 3.12 CONCRETE WITH VERTICAL RIBBED TEXTURE
 - 3.22 CONCRETE CURB
 - 3.26 CAST STONE WALL CAP
 - 3.27 CAST STONE RAIL
 - 3.28 CAST STONE GUARDRAIL
 - 3.33 CONCRETE
 - 3.34 CONC. BASE
- DIV. 4 MASONRY
 - 4.04 STONE
- DIV. 5 METALS
 - 5.15 STEEL PIPE BOLLARD FILLED WITH CONCRETE
 - 5.17 DECORATIVE METAL PANEL
 - 5.27 METAL RAILING
 - 5.28 GLASS RAILING WITH METAL CAP RAIL
 - 5.29 METAL SECURITY GRILLE
 - 5.30 STEEL TREE ASSEMBLY
 - 5.31 STEEL TREE RING ASSEMBLY
- DIV. 6 WOOD AND PLASTICS
 - 6.15 DECORATIVE PANELS
 - 6.16 TRELLIS
 - 6.17 FRP GRILLE
 - 6.18 FRP CORNICE
 - 6.19 FRP SILL
- DIV. 7 THERMAL AND MOISTURE PROTECTION
 - 7.09 METAL ROOFING
 - 7.11 METAL FLASHING
 - 7.19 EXPANSION JOINT
 - 7.22 TENSILE FABRIC STRUCTURE
- DIV. 8 DOORS AND WINDOWS
 - 8.04 HOLLOW METAL STOREFRONT
 - 8.06 OVERHEAD COILING DOOR
 - 8.07 STRUCTURAL GLAZING SYSTEM
 - 8.09 GLAZING
 - 8.10 FRITTE GLASS PATTERN
 - 8.11 SKYLIGHT
 - 8.12 SANDBLASTED GLASS
 - 8.13 GLAZING GLA-3
 - 8.14 GLAZING GLA-2
 - 8.15 GLAZING GLA-4
- DIV. 9 FINISHES
 - 9.16 CONTROL JOINT
 - 9.17 EFS
 - 9.20 5/8" GYPSUM BOARD
 - 9.36 CS-1 CAST STONE BASE
 - 9.38 CS-2 CAST STONE BASE
- DIV. 10 SPECIALTIES
 - 10.26 LOUVERS
 - 10.30 FEC-1 FIRE EXT. CABINET
 - 10.31 FEC-2 FIRE EXT. CABINET
- DIV. 11 EQUIPMENT
 - 11.01 PARKING CONTROL EQUIPMENT
- DIV. 14 CONVEYING SYSTEMS
 - 14.03 ESCALATOR
- DIV. 15 MECHANICAL
 - 15.10 FIRE EXTINGUISHER
 - 15.17 EXHAUST GRILLES
 - 15.24 ELECTRIC WATER COOLER
- DIV. 16 ELECTRICAL
 - 16.11 TELEPHONE (N.I.C.)
 - 16.13 VIDEO MONITOR



Hawai'i Convention Center

Convention Center Authority
Honolulu, HI

Wimberly Allison Tong & Goo, Inc.
Honolulu, HI

in association with

Loschky Marquardt & Neshom
Seattle, WA

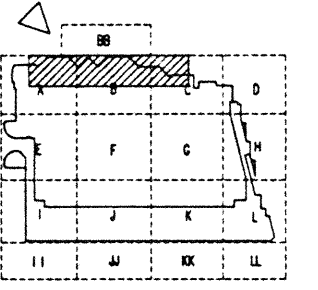
NORDIC / PCL
A Joint Venture
Honolulu, HI

Consultants

This work was prepared by me or under my supervision and construction of this project will be under my observation.

Edward J. Wanda

REGISTERED PROFESSIONAL ARCHITECT
No. 5343
HAWAII, U.S.A.



Revisions

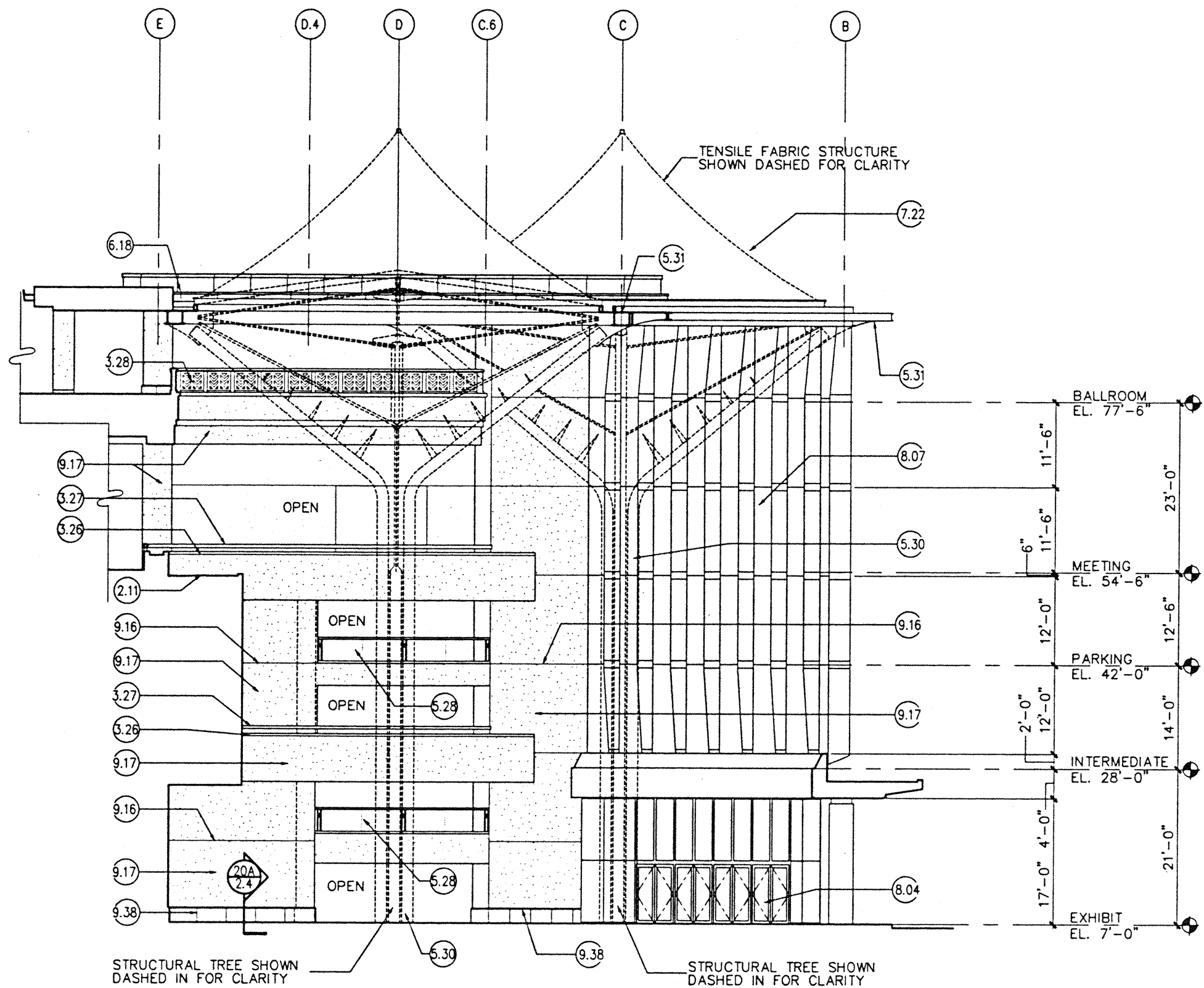
No.	Date	By	Description
12/15/95			FINAL DOCUMENTS
10/17/95			OCTOBER COORDINATION
9/15/95			BUILDING PERMIT SET

NORTHWEST REGISTRATION LOBBY ELEVATION

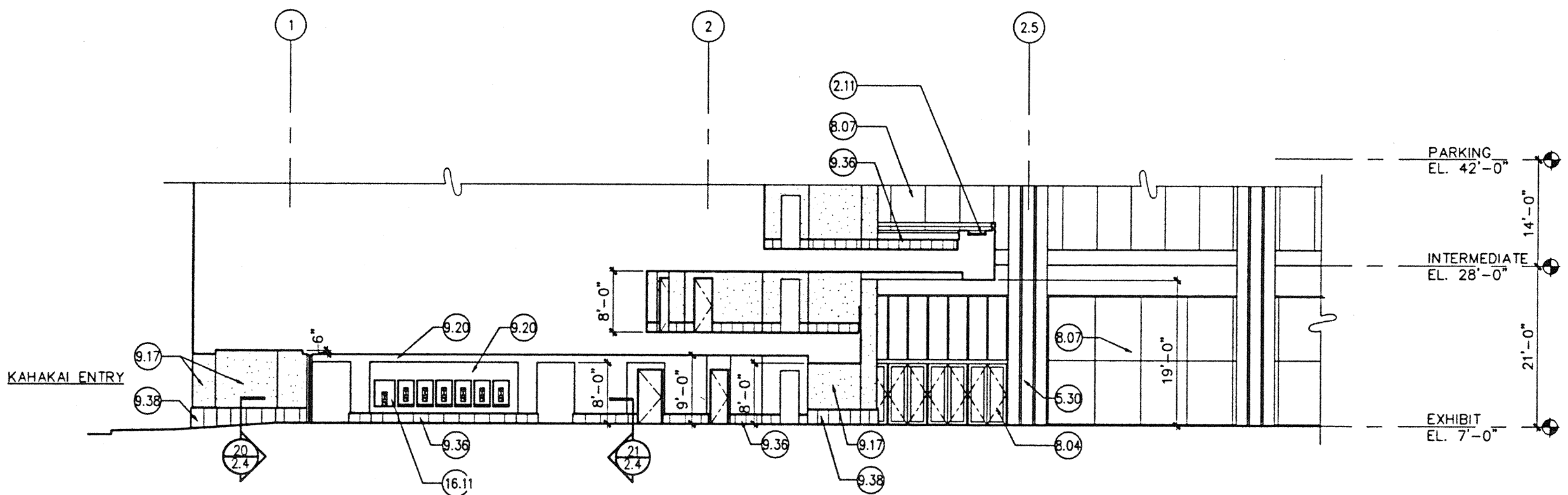
Designed	GL / KNPC
Drawn	LC
Checked	SPK / EHW
Date	8 / 14 / 95
Job No.	98214
Sheet No.	

A NORTHWEST REGISTRATION LOBBY ELEVATION
SCALE: 1/8"=1'-0"






A REGISTRATION LOBBY ELEVATION LOOKING WEST
SCALE: 1/8"=1'-0"



B REG. LOBBY & ROOM NO. 103 ELEVATION LOOKING WEST
SCALE: 1/8"=1'-0"

KEYNOTES

- DIV. 2 SITE WORK
 - 2.09 LANDSCAPING
 - 2.10 FINISH GRADE
 - 2.11 PLANTER
 - 2.13 WATER FEATURES
- DIV. 3 CONCRETE WORK
 - 3.03 CONTROL JOINT
 - 3.09 CONCRETE COLUMN
 - 3.11 CONCRETE WALL
 - 3.12 CONCRETE WITH VERTICAL RIBBED TEXTURE
 - 3.22 CONCRETE CURB
 - 3.26 CAST STONE WALL CAP
 - 3.27 CAST STONE RAIL
 - 3.28 CAST STONE GUARDRAIL
 - 3.33 CONCRETE
 - 3.34 CONC. BASE
- DIV. 4 MASONRY
 - 4.04 STONE
- DIV. 5 METALS
 - 5.15 STEEL PIPE BOLLARD FILLED WITH CONCRETE
 - 5.17 DECORATIVE METAL PANEL
 - 5.27 METAL RAILING
 - 5.28 GLASS RAILING WITH METAL CAP RAIL
 - 5.29 METAL SECURITY GRILLE
 - 5.30 STEEL TREE ASSEMBLY
 - 5.31 STEEL TREE RING ASSEMBLY
- DIV. 6 WOOD AND PLASTICS
 - 6.15 DECORATIVE PANELS
 - 6.16 TRELIS
 - 6.17 FRP GRILLE
 - 6.18 FRP CORNICE
 - 6.19 FRP SILL
- DIV. 7 THERMAL AND MOISTURE PROTECTION
 - 7.09 METAL ROOFING
 - 7.11 METAL FLASHING
 - 7.19 EXPANSION JOINT
 - 7.22 TENSILE FABRIC STRUCTURE
- DIV. 8 DOORS AND WINDOWS
 - 8.04 HOLLOW METAL STOREFRONT OVERHEAD COILING DOOR
 - 8.06 STRUCTURAL GLAZING SYSTEM
 - 8.07 GLAZING
 - 8.09 FRITTE GLASS PATTERN SKYLIGHT
 - 8.10 SANDBLASTED GLASS
 - 8.11 GLAZING GLA-3
 - 8.12 GLAZING GLA-2
 - 8.13 GLAZING GLA-4
- DIV. 9 FINISHES
 - 9.16 CONTROL JOINT
 - 9.17 EPS
 - 9.20 5/8" GYPSUM BOARD
 - 9.36 CS-1 CAST STONE BASE
 - 9.38 CS-2 CAST STONE BASE
- DIV. 10 SPECIALTIES
 - 10.26 LOUVERS
 - 10.30 FEC-1 FIRE EXT. CABINET
 - 10.31 FEC-2 FIRE EXT. CABINET
- DIV. 11 EQUIPMENT
 - 11.01 PARKING CONTROL EQUIPMENT
- DIV. 14 CONVEYING SYSTEMS
 - 14.03 ESCALATOR
- DIV. 15 MECHANICAL
 - 15.10 FIRE EXTINGUISHER
 - 15.17 EXHAUST GRILLES
 - 15.24 ELECTRIC WATER COOLER
- DIV. 16 ELECTRICAL
 - 16.11 TELEPHONE (N.I.C.)
 - 16.13 VIDEO MONITOR



Hawai'i Convention Center

Convention Center Authority
Honolulu, HI

Wimberly Allison Tong & Goo, Inc.
Honolulu, HI

In association with
Loschky Marquardt & Nesholm
Seattle, WA

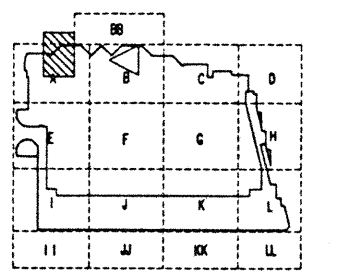
NORDIC / PCL
A Joint Venture
Honolulu, HI

Consultants

This work was prepared by me or under my supervision and construction of this project will be under my observation.

LESLIE I. VIANELLO
LICENSED PROFESSIONAL ARCHITECT
No. 5343
HAWAII, U.S.A.

Eugene T. Williams



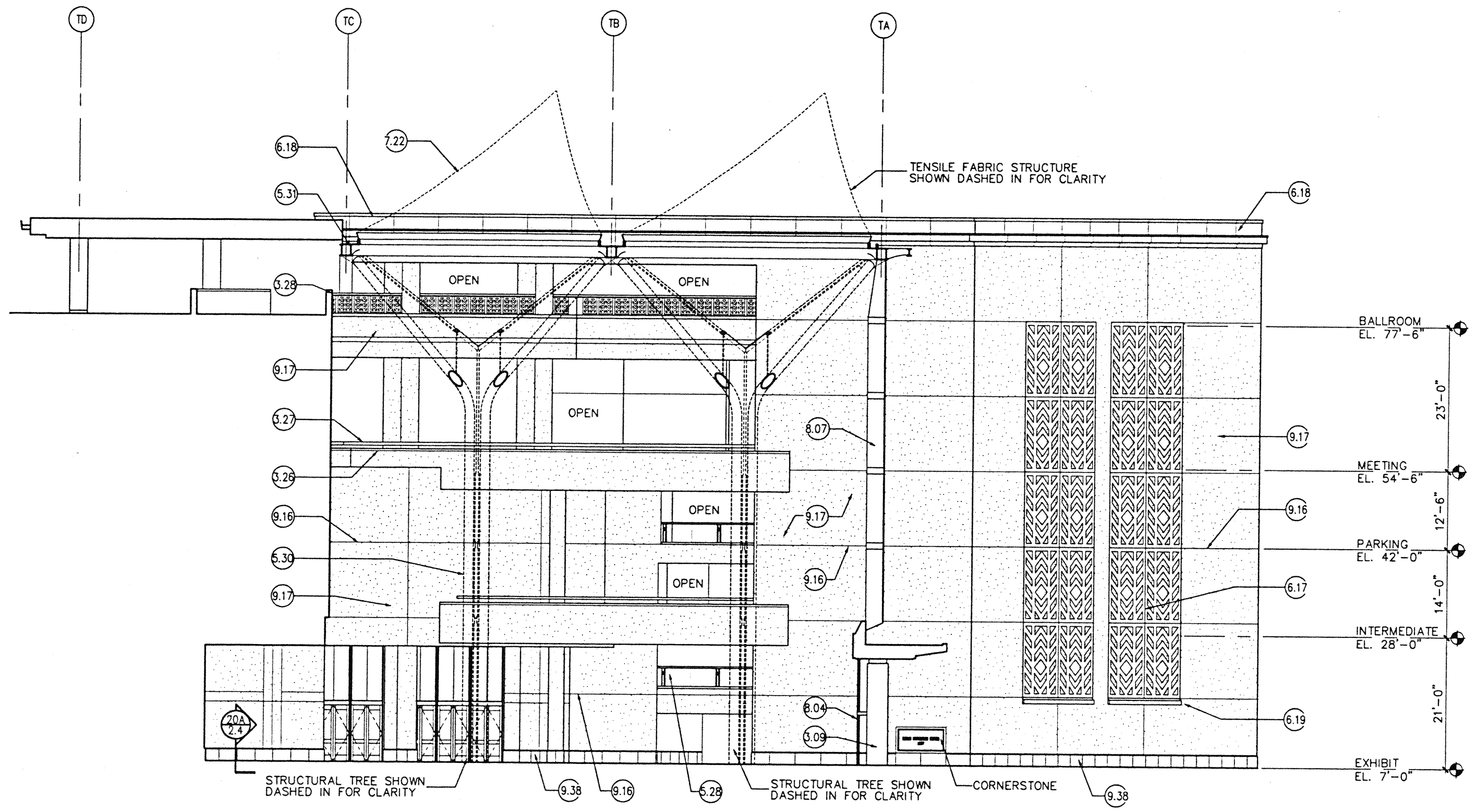
Revisions

No.	Date	By	Description
12/15/95			FINAL DOCUMENTS
10/17/95			OCTOBER COORDINATION
9/15/95			BUILDING PERMIT SET

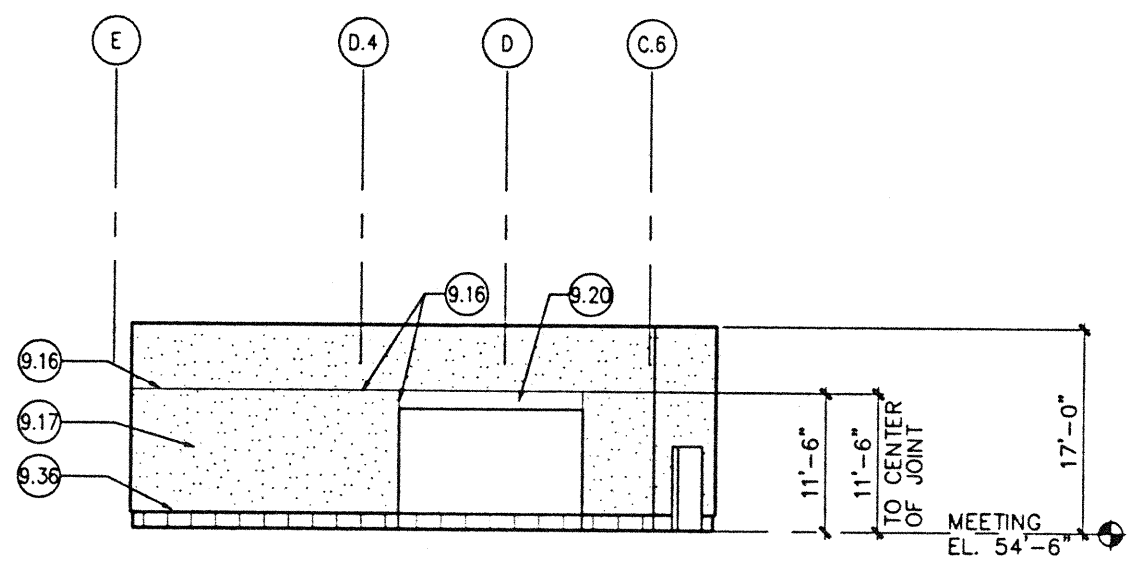
Sheet Title
REGISTRATION LOBBY ELEVATION

Designed GL / KNPC
Drawn LC
Checked SRK / EW
Date 8 / 14 / 95
Job No. 9324
Sheet No.






A REGISTRATION LOBBY ELEVATION LOOKING SOUTHWEST
SCALE: 1/8"=1'-0"



B PRESENTATION VESTIBULE (ROOM 511A) ELEVATION
SCALE: 1/8"=1'-0"

KEYNOTES

- DIV. 2 SITE WORK
 - 2.09 LANDSCAPING
 - 2.10 FINISH GRADE
 - 2.11 PLANTER
 - 2.13 WATER FEATURES
- DIV. 3 CONCRETE WORK
 - 3.03 CONTROL JOINT
 - 3.09 CONCRETE COLUMN
 - 3.11 CONCRETE WALL
 - 3.12 CONCRETE WITH VERTICAL RIBBED TEXTURE
 - 3.22 CONCRETE CURB
 - 3.26 CAST STONE WALL CAP
 - 3.27 CAST STONE RAIL
 - 3.28 CAST STONE GUARDRAIL
 - 3.33 CONCRETE
 - 3.34 CONC. BASE
- DIV. 4 MASONRY
 - 4.04 STONE
- DIV. 5 METALS
 - 5.15 STEEL PIPE BOLLARD FILLED WITH CONCRETE
 - 5.17 DECORATIVE METAL PANEL
 - 5.27 METAL RAILING
 - 5.28 GLASS RAILING WITH METAL CAP RAIL
 - 5.29 METAL SECURITY GRILLE
 - 5.30 STEEL TREE ASSEMBLY
 - 5.31 STEEL TREE RING ASSEMBLY
- DIV. 6 WOOD AND PLASTICS
 - 6.15 DECORATIVE PANELS
 - 6.16 TRELLIS
 - 6.17 FRP GRILLE
 - 6.18 FRP CORNICE
 - 6.19 FRP SILL
- DIV. 7 THERMAL AND MOISTURE PROTECTION
 - 7.09 METAL ROOFING
 - 7.11 METAL FLASHING
 - 7.19 EXPANSION JOINT
 - 7.22 TENSILE FABRIC STRUCTURE
- DIV. 8 DOORS AND WINDOWS
 - 8.04 HOLLOW METAL STOREFRONT
 - 8.06 OVERHEAD COILING DOOR
 - 8.07 STRUCTURAL GLAZING SYSTEM
 - 8.09 GLAZING
 - 8.10 FRITTE GLASS PATTERN
 - 8.11 SKYLIGHT
 - 8.12 SANDBLASTED GLASS
 - 8.13 GLAZING GL-3
 - 8.14 GLAZING GLA-2
 - 8.15 GLAZING GLA-4
- DIV. 9 FINISHES
 - 9.16 CONTROL JOINT
 - 9.17 EFS
 - 9.20 5/8" GYPSUM BOARD
 - 9.36 CS-1 CAST STONE BASE
 - 9.38 CS-2 CAST STONE BASE
- DIV. 10 SPECIALTIES
 - 10.26 LOUVERS
 - 10.30 FEC-1 FIRE EXT. CABINET
 - 10.31 FEC-2 FIRE EXT. CABINET
- DIV. 11 EQUIPMENT
 - 11.01 PARKING CONTROL EQUIPMENT
- DIV. 14 CONVEYING SYSTEMS
 - 14.03 ESCALATOR
- DIV. 15 MECHANICAL
 - 15.10 FIRE EXTINGUISHER
 - 15.17 EXHAUST GRILLES
 - 15.24 ELECTRIC WATER COOLER
- DIV. 16 ELECTRICAL
 - 16.11 TELEPHONE (N.I.C.)
 - 16.13 VIDEO MONITOR



Hawaii Convention Center

Convention Center Authority
Honolulu, HI

Wimberly Allison Tong & Goo, Inc.
Honolulu, HI

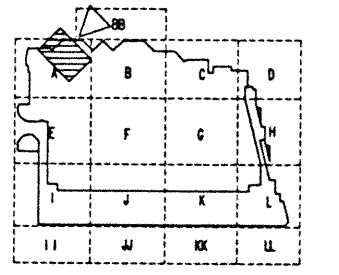
in association with
Loschky Marquardt & Neshom
Seattle, WA

NORDIC / PCL
A Joint Venture
Honolulu, HI

Consultants

This work was prepared by me or under my supervision and construction of this project will be under my observation.

Ernest Z. Zibulsky
Professional Engineer
No. 5343
HAWAII, U.S.A.



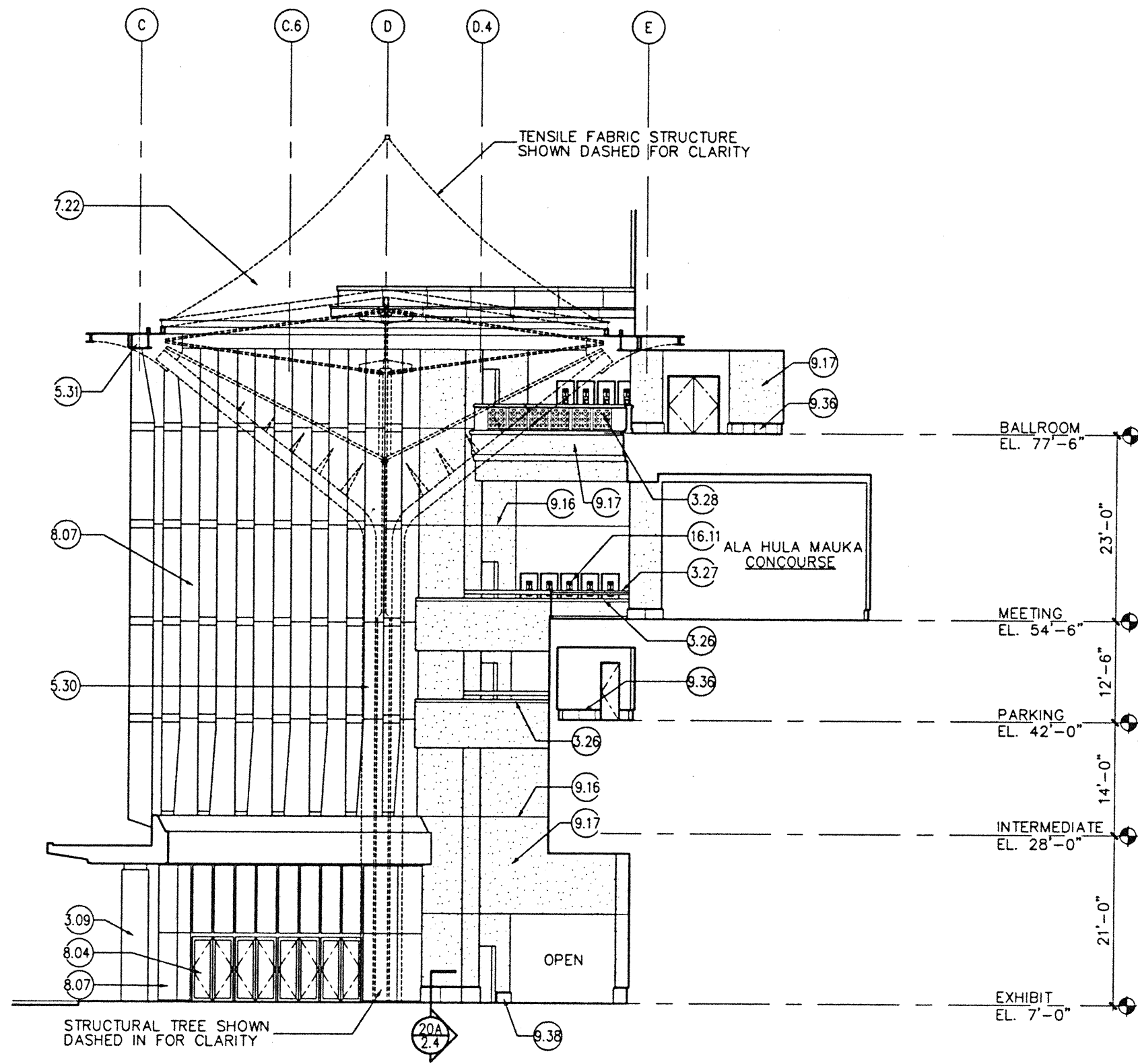
Revisions

No.	Date	By	Description
12/15/95			FINAL DOCUMENTS
10/17/95			OCTOBER COORDINATION
9/15/95			BUILDING PERMIT SET

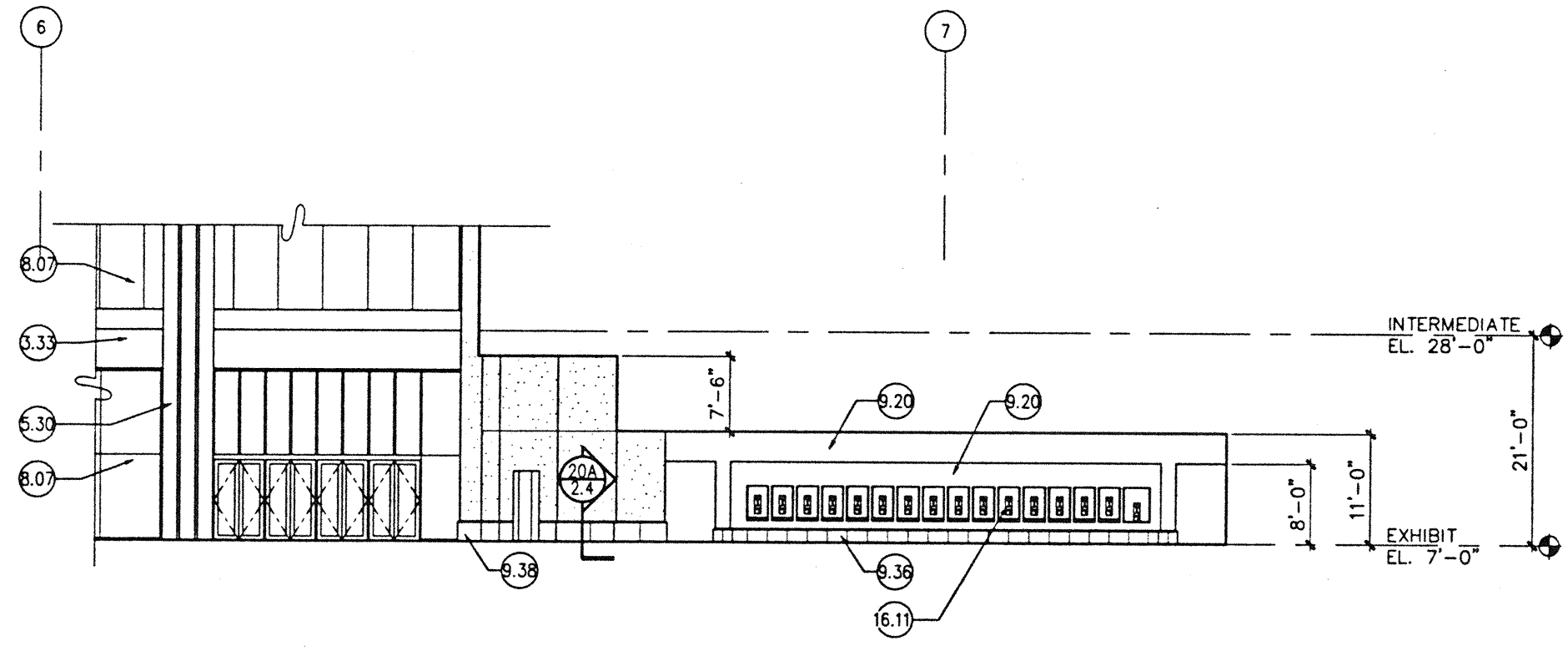
REGISTRATION LOBBY ELEVATION

Designed	GL / KNPC
Drawn	LC
Checked	SRK / EW
Date	8 / 14 / 95
Job No.	9324
Sheet No.	






A REGISTRATION LOBBY ELEVATION LOOKING EAST
SCALE: 1/8"=1'-0"



B REG. LOBBY ROOM NO. 163 ELEVATION LOOKING EAST
SCALE: 1/8"=1'-0"

KEYNOTES

- DIV. 2 SITE WORK
 - 2.09 LANDSCAPING
 - 2.10 FINISH GRADE
 - 2.11 PLANTER
 - 2.13 WATER FEATURES
- DIV. 3 CONCRETE WORK
 - 3.03 CONTROL JOINT
 - 3.09 CONCRETE COLUMN
 - 3.11 CONCRETE WALL
 - 3.12 CONCRETE WITH VERTICAL RIBBED TEXTURE
 - 3.22 CONCRETE CURB
 - 3.26 CAST STONE WALL CAP
 - 3.27 CAST STONE RAIL
 - 3.28 CAST STONE GUARDRAIL
 - 3.33 CONCRETE
 - 3.34 CONC. BASE
- DIV. 4 MASONRY
 - 4.04 STONE
- DIV. 5 METALS
 - 5.15 STEEL PIPE BOLLARD FILLED WITH CONCRETE
 - 5.17 DECORATIVE METAL PANEL
 - 5.27 METAL RAILING
 - 5.28 GLASS RAILING WITH METAL CAP RAIL
 - 5.29 METAL SECURITY GRILLE
 - 5.30 STEEL TREE ASSEMBLY
 - 5.31 STEEL TREE RING ASSEMBLY
- DIV. 6 WOOD AND PLASTICS
 - 6.15 DECORATIVE PANELS
 - 6.16 TRELLIS
 - 6.17 FRP GRILLE
 - 6.18 FRP CORNICE
 - 6.19 FRP SILL
- DIV. 7 THERMAL AND MOISTURE PROTECTION
 - 7.09 METAL ROOFING
 - 7.11 METAL FLASHING
 - 7.19 EXPANSION JOINT
 - 7.22 TENSILE FABRIC STRUCTURE
- DIV. 8 DOORS AND WINDOWS
 - 8.04 HOLLOW METAL STOREFRONT OVERHEAD COILING DOOR
 - 8.07 STRUCTURAL GLAZING SYSTEM
 - 8.09 GLAZING
 - 8.10 FRITTE GLASS PATTERN
 - 8.11 SKYLIGHT
 - 8.12 SANDBLASTED GLASS
 - 8.13 GLAZING GLA-3
 - 8.14 GLAZING GLA-2
 - 8.15 GLAZING GLA-4
- DIV. 9 FINISHES
 - 9.16 CONTROL JOINT
 - 9.17 EPS
 - 9.20 5/8" GYPSUM BOARD
 - 9.36 CS-1 CAST STONE BASE
 - 9.38 CS-2 CAST STONE BASE
- DIV. 10 SPECIALTIES
 - 10.26 LOUVERS
 - 10.30 FEC-1 FIRE EXT. CABINET
 - 10.31 FEC-2 FIRE EXT. CABINET
- DIV. 11 EQUIPMENT
 - 11.01 PARKING CONTROL EQUIPMENT
- DIV. 14 CONVEYING SYSTEMS
 - 14.03 ESCALATOR
- DIV. 15 MECHANICAL
 - 15.10 FIRE EXTINGUISHER
 - 15.17 EXHAUST GRILLES
 - 15.24 ELECTRIC WATER COOLER
- DIV. 16 ELECTRICAL
 - 16.11 TELEPHONE (N.I.C.)
 - 16.13 VIDEO MONITOR



Hawai'i Convention Center

Convention Center Authority
Honolulu, HI

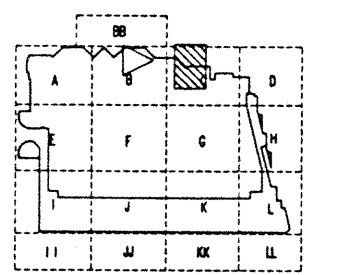
Wimberly Allison Tong & Goo, Inc.
Honolulu, HI
in association with
Loschky Marquardt & Neshom
Seattle, WA

NORDIC / PCL
A Joint Venture
Honolulu, HI

Consultants

This work was prepared by me or under my supervision and construction of this project will be under my observation.

Eugene T. Williams
Professional Engineer
No. 5343
HAWAII, U.S.A.

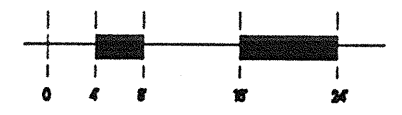


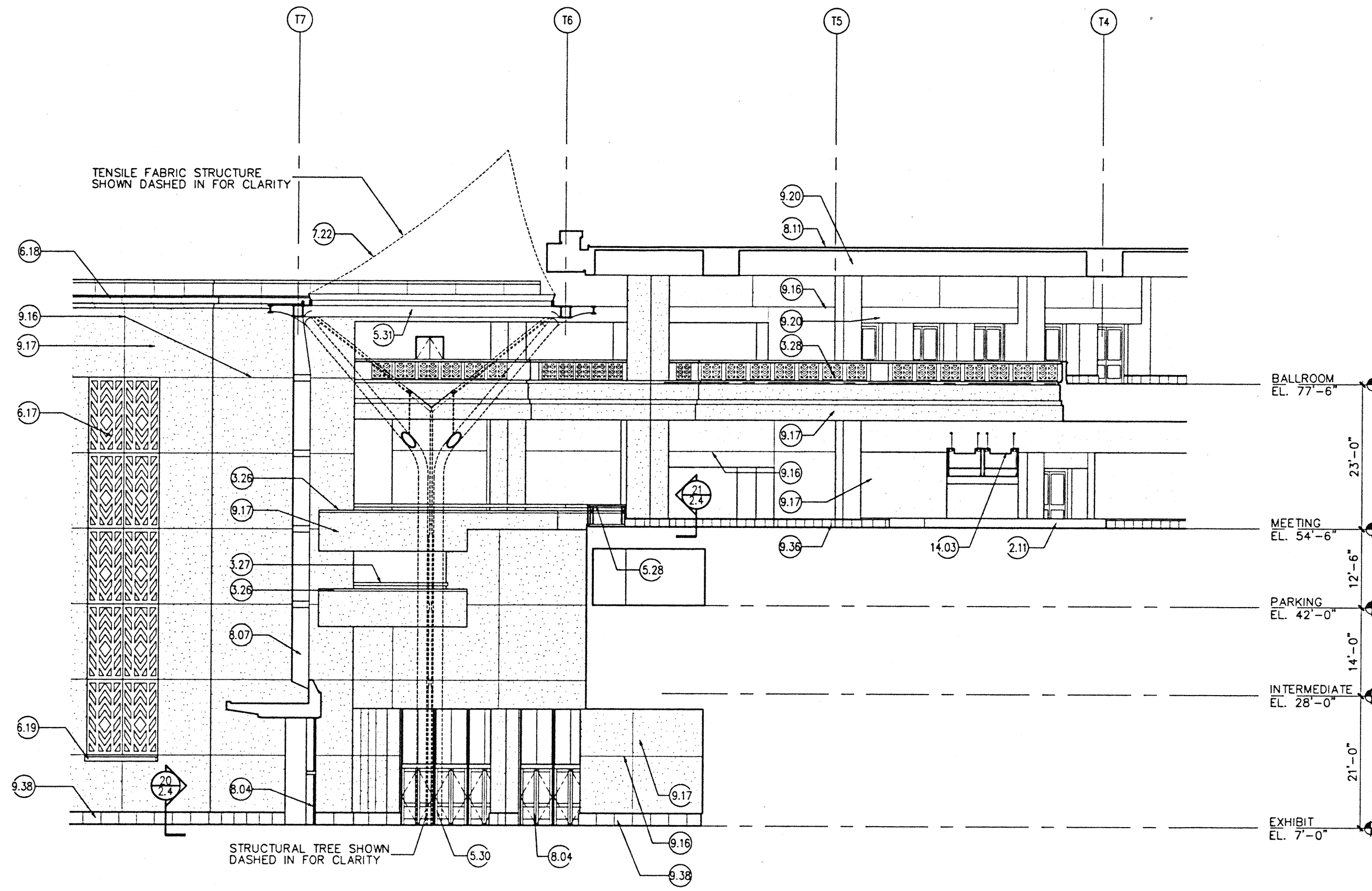
Revisions

No.	Date	By	Description
12/15/95			FINAL DOCUMENTS
10/17/95			OCTOBER COORDINATION
9/15/95			BUILDING PERMIT SET

REGISTRATION LOBBY ELEVATION

Designed	GL / KNPC
Drawn	LC
Checked	SRK / EW
Date	8 / 14 / 95
Job No.	9924
Sheet No.	






A REGISTRATION LOBBY ELEVATION LOOKING SOUTHEAST
SCALE: 1/8"=1'-0"

KEYNOTES

- DIV. 2 SITE WORK
- 2.09 LANDSCAPING
- 2.10 FINISH GRADE
- 2.11 PLANTER
- 2.13 WATER FEATURES
- DIV. 3 CONCRETE WORK
- 3.03 CONTROL JOINT
- 3.09 CONCRETE COLUMN
- 3.11 CONCRETE WALL
- 3.12 CONCRETE WITH VERTICAL RIBBED TEXTURE
- 3.22 CONCRETE CURB
- 3.26 CAST STONE WALL CAP
- 3.27 CAST STONE RAIL
- 3.28 CAST STONE GUARDRAIL
- 3.33 CONCRETE
- 3.34 CONC. BASE
- DIV. 4 MASONRY
- 4.04 STONE
- DIV. 5 METALS
- 5.15 STEEL PIPE BOLLARD FILLED WITH CONCRETE
- 5.17 DECORATIVE METAL PANEL
- 5.27 METAL RAILING
- 5.28 GLASS RAILING WITH METAL CAP RAIL
- 5.29 METAL SECURITY GRILLE
- 5.30 STEEL TREE ASSEMBLY
- 5.31 STEEL TREE RING ASSEMBLY
- DIV. 6 WOOD AND PLASTICS
- 6.15 DECORATIVE PANELS
- 6.16 TRELLIS
- 6.17 FRP GRILLE
- 6.18 FRP CORNICE
- 6.19 FRP SILL
- DIV. 7 THERMAL AND MOISTURE PROTECTION
- 7.09 METAL ROOFING
- 7.11 METAL FLASHING
- 7.19 EXPANSION JOINT
- 7.22 TENSILE FABRIC STRUCTURE
- DIV. 8 DOORS AND WINDOWS
- 8.04 HOLLOW METAL STOREFRONT
- 8.06 OVERHEAD COILING DOOR
- 8.07 STRUCTURAL GLAZING SYSTEM
- 8.09 GLAZING
- 8.10 FRITTE GLASS PATTERN
- 8.11 SKYLIGHT
- 8.12 SANDBLASTED GLASS
- 8.13 GLAZING GL-3
- 8.14 GLAZING GLA-2
- 8.15 GLAZING GLA-4
- DIV. 9 FINISHES
- 9.16 CONTROL JOINT
- 9.17 EFS
- 9.20 5/8" GYPSUM BOARD
- 9.36 CS-1 CAST STONE BASE
- 9.38 CS-2 CAST STONE BASE
- DIV. 10 SPECIALTIES
- 10.26 LOUVERS
- 10.30 FEC-1 FIRE EXT. CABINET
- 10.31 FEC-2 FIRE EXT. CABINET
- DIV. 11 EQUIPMENT
- 11.01 PARKING CONTROL EQUIPMENT
- DIV. 14 CONVEYING SYSTEMS
- 14.03 ESCALATOR
- DIV. 15 MECHANICAL
- 15.10 FIRE EXTINGUISHER
- 15.17 EXHAUST GRILLES
- 15.24 ELECTRIC WATER COOLER
- DIV. 16 ELECTRICAL
- 16.11 TELEPHONE (N.I.C.)
- 16.13 VIDEO MONITOR



Hawaii Convention Center

Convention Center Authority
Honolulu, HI

Wimberly Allison Tong & Goo, Inc.
Honolulu, HI

in association with

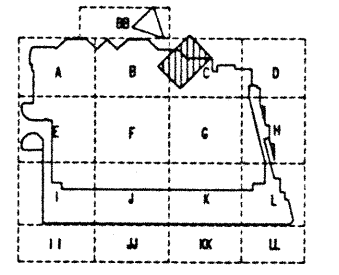
Loschky Marquardt & Neshoim
Seattle, WA

NORDIC / PCL
A Joint Venture
Honolulu, HI

Consultants

This work was prepared by me or under my supervision and construction of this project will be under my observation.

James J. Williams
Professional Engineer
No. 5343
HAWAII, U.S.A.

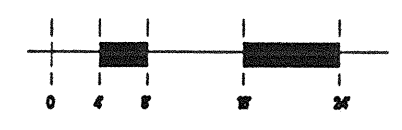



Revisions

No.	Date	By	Description
12/15/95			FINAL DOCUMENTS
10/17/95			OCTOBER COORDINATION
9/15/95			BUILDING PERMIT SET

REGISTRATION LOBBY ELEVATION

Designed	GL / KNPC
Drawn	LC
Checked	SPK / ENW
Date	8 / 14 / 95
Job No.	9324
Sheet No.	





Hawai'i Convention Center

Convention Center Authority
Honolulu, HI

Wimberly Allison Tong & Goo, Inc.
Honolulu, HI

in association with

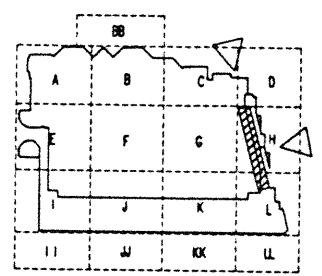
Loschky Marquardt & Neshom
Seattle, WA

NORDIC / PCL
A Joint Venture
Honolulu, HI

Consultants

This work was prepared by me or under my supervision and construction of this project will be under my observation.

James J. Wilbanks
Professional Architect
No. 5343
HAWAII, U.S.A.



Revisions

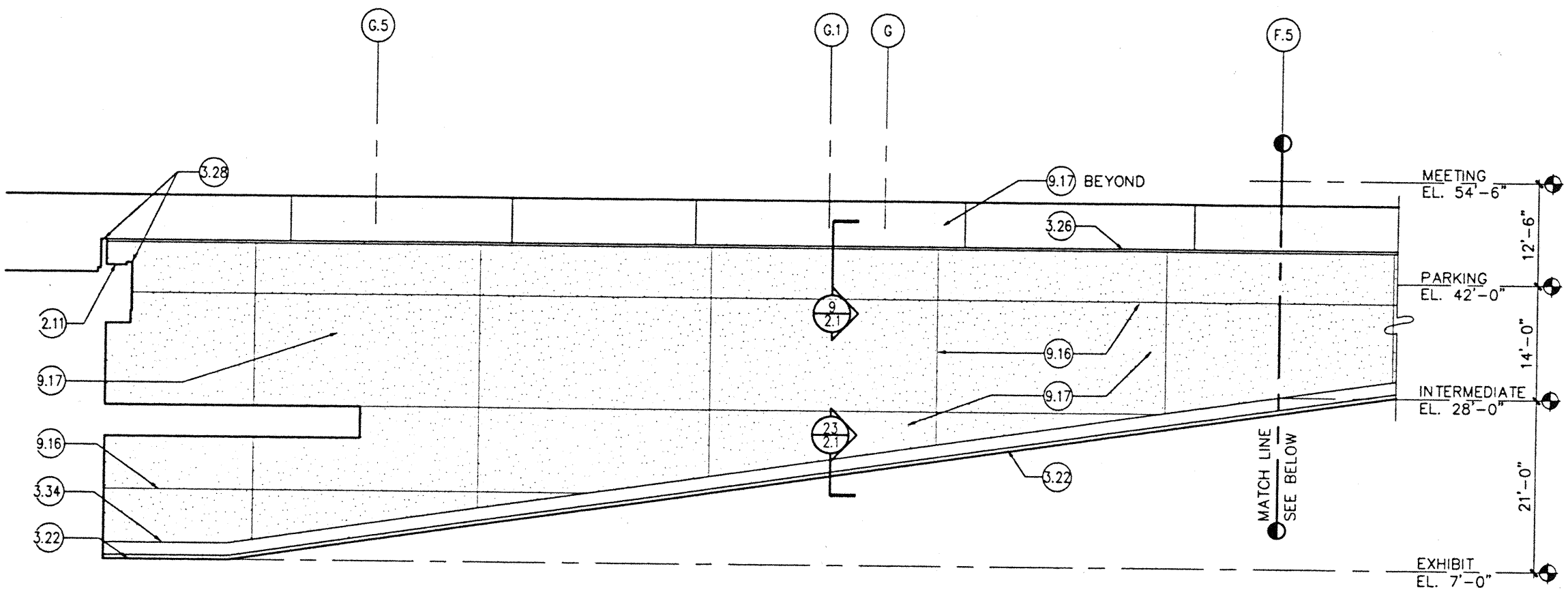
No.	Date	By	Description

DRIVE RAMP ELEVATIONS

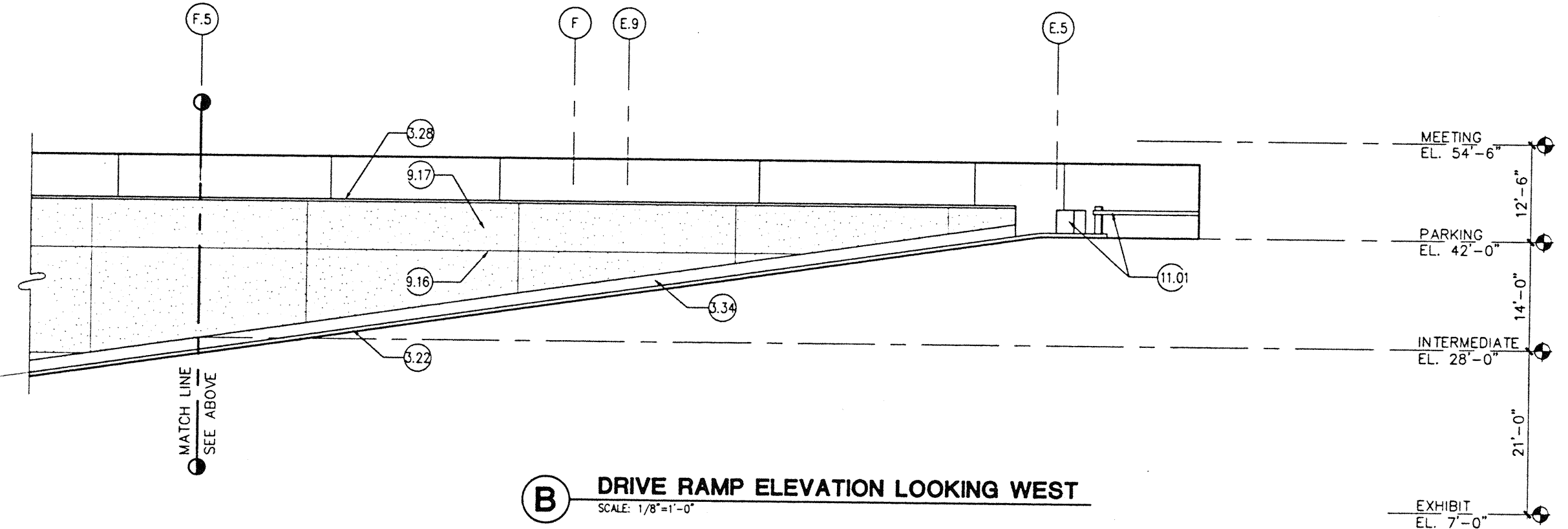
Designed	GL / KNPC
Drawn	LC
Checked	SPK / EW
Date	12/15/95
Job No.	9324
Sheet No.	

KEYNOTES

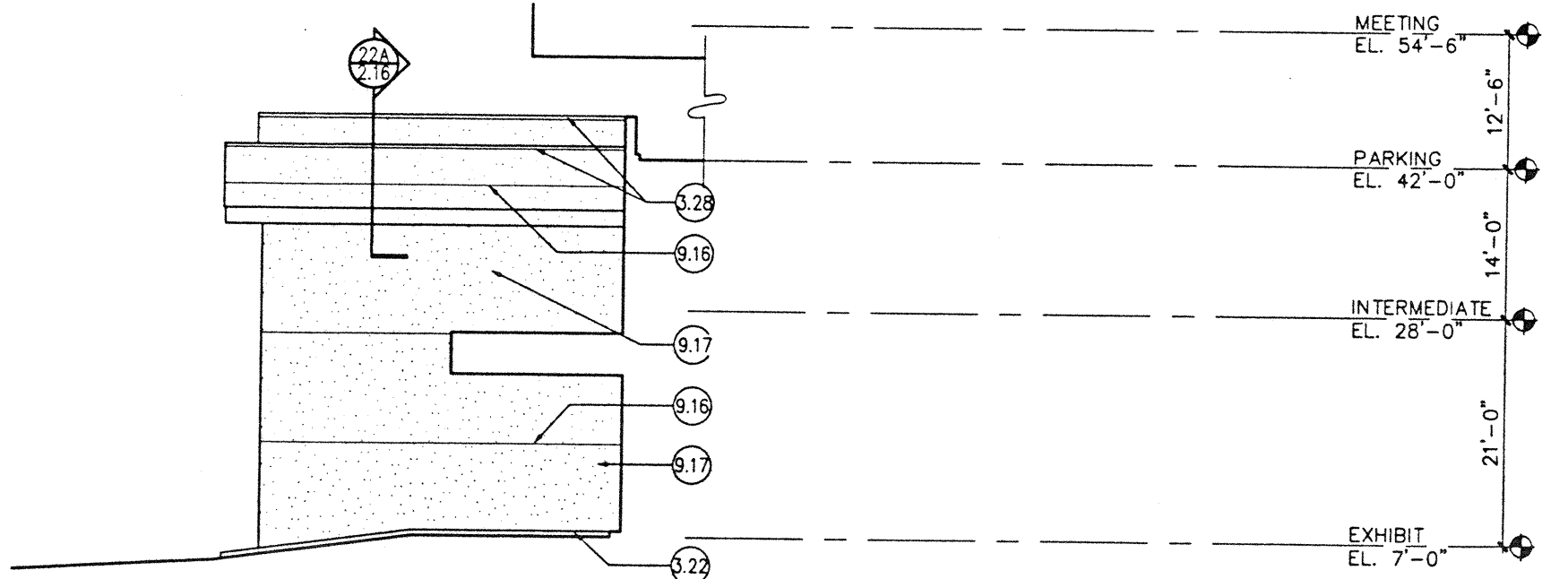
- DIV. 2 SITE WORK
- 2.09 LANDSCAPING
- 2.10 FINISH GRADE
- 2.11 PLANTER
- 2.13 WATER FEATURES
- DIV. 3 CONCRETE WORK
- 3.03 CONTROL JOINT
- 3.09 CONCRETE COLUMN
- 3.11 CONCRETE WALL
- 3.12 CONCRETE WITH VERTICAL RIBBED TEXTURE
- 3.22 CONCRETE CURB
- 3.26 CAST STONE WALL CAP
- 3.27 CAST STONE RAIL
- 3.28 CAST STONE GUARDRAIL
- 3.33 CONCRETE
- 3.34 CONC. BASE
- DIV. 4 MASONRY
- 4.04 STONE
- DIV. 5 METALS
- 5.15 STEEL PIPE BOLLARD FILLED WITH CONCRETE
- 5.17 DECORATIVE METAL PANEL
- 5.27 METAL RAILING
- 5.28 GLASS RAILING WITH METAL CAP RAIL
- 5.29 METAL SECURITY GRILLE
- 5.30 STEEL TREE ASSEMBLY
- 5.31 STEEL TREE RING ASSEMBLY
- DIV. 6 WOOD AND PLASTICS
- 6.15 DECORATIVE PANELS
- 6.16 TRELLIS
- 6.17 FRP GRILLE
- 6.18 FRP CORNICE
- 6.19 FRP SILL
- DIV. 7 THERMAL AND MOISTURE PROTECTION
- 7.09 METAL ROOFING
- 7.11 METAL FLASHING
- 7.19 EXPANSION JOINT
- 7.22 TENSILE FABRIC STRUCTURE
- DIV. 8 DOORS AND WINDOWS
- 8.04 HOLLOW METAL STOREFRONT
- 8.06 OVERHEAD COILING DOOR
- 8.07 STRUCTURAL GLAZING SYSTEM
- 8.09 GLAZING
- 8.10 FRITE GLASS PATTERN
- 8.11 SKYLIGHT
- 8.12 SANDBLASTED GLASS
- 8.13 GLAZING GLA-3
- 8.14 GLAZING GLA-2
- 8.15 GLAZING GLA-4
- DIV. 9 FINISHES
- 9.16 CONTROL JOINT
- 9.17 EFS
- 9.20 5/8" GYPSUM BOARD
- 9.36 CS-1 CAST STONE BASE
- 9.38 CS-2 CAST STONE BASE
- DIV. 10 SPECIALTIES
- 10.26 LOUVERS
- 10.30 FEC-1 FIRE EXT. CABINET
- 10.31 FEC-2 FIRE EXT. CABINET
- DIV. 11 EQUIPMENT
- 11.01 PARKING CONTROL EQUIPMENT
- DIV. 14 CONVEYING SYSTEMS
- 14.03 ESCALATOR
- DIV. 15 MECHANICAL
- 15.10 FIRE EXTINGUISHER
- 15.17 EXHAUST GRILLES
- 15.24 ELECTRIC WATER COOLER
- DIV. 16 ELECTRICAL
- 16.11 TELEPHONE (N.I.C.)
- 16.13 VIDEO MONITOR



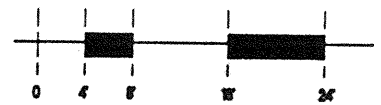
A DRIVE RAMP ELEVATION LOOKING WEST
SCALE: 1/8"=1'-0"




B DRIVE RAMP ELEVATION LOOKING WEST
SCALE: 1/8"=1'-0"



C DRIVE RAMP ELEVATION LOOKING SOUTH
SCALE: 1/8"=1'-0"





Hawai'i Convention Center

Convention Center Authority
Honolulu, HI

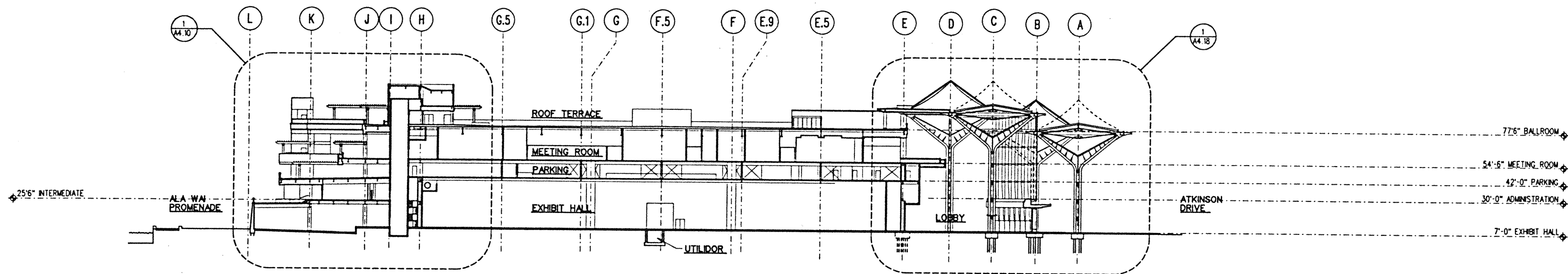
Wimberly Allison Tong & Goo, Inc.
Honolulu, HI

in association with

Loschky Marquardt & Nesholm
Seattle, WA

NORDIC / PCL
A Joint Venture
Honolulu, HI

Consultants

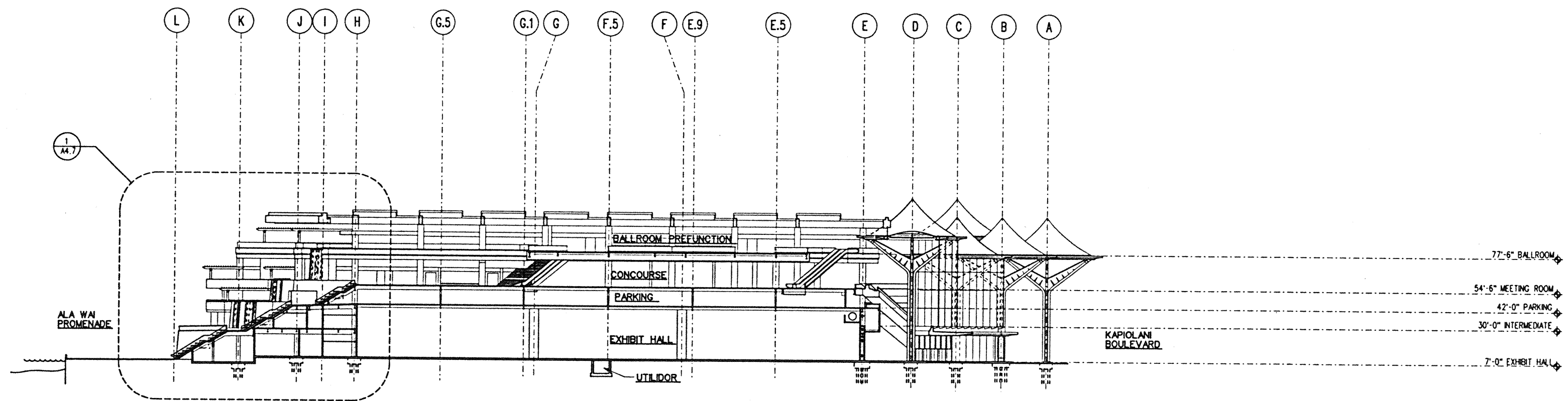


1 BUILDING SECTION AT GRID 3.8
A4.0 1/32" = 1'-0"

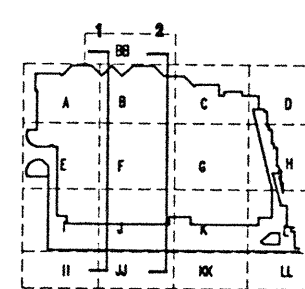
NOTE:
SHEETS A4.0-A4.28, BUILDING SECTIONS AND PARTIAL SECTIONS, ARE DIAGRAMMATIC, AND ARE PRIMARILY INTENDED FOR ORIENTATION AND TO PROVIDE REFERENCE KEYS TO DETAILS. REFER TO DETAILS, CEILING PLANS, AND FLOOR PLANS FOR COMPLETE INFORMATION.



This work was prepared by me or under my supervision and construction of this project will be under my observation.
Ernest W. Wanda
Supervisor is defined in Title VII Chapter 10, Section 1729 of the Rules and Regulations of the Board of Professional Engineers, Architects, and Surveyors of the State of Hawaii.



2 BUILDING SECTION AT GRID 5.6
A4.0 1/32" = 1'-0"




Revisions

No.	Date	Description
12-15-95		FINAL DOCUMENTS
10-17-95		OCTOBER COORDINATION
9-15-95		BUILDING PERMIT SET

Sheet Title

BUILDING SECTIONS

Designed	GL, KNPC
Drawn	TM, RRL, MI, BT, DJ
Checked	RZ, OR, HM
Date	8-14-95
Job No.	93036.02.9
Sheet No.	



Hawai'i Convention Center

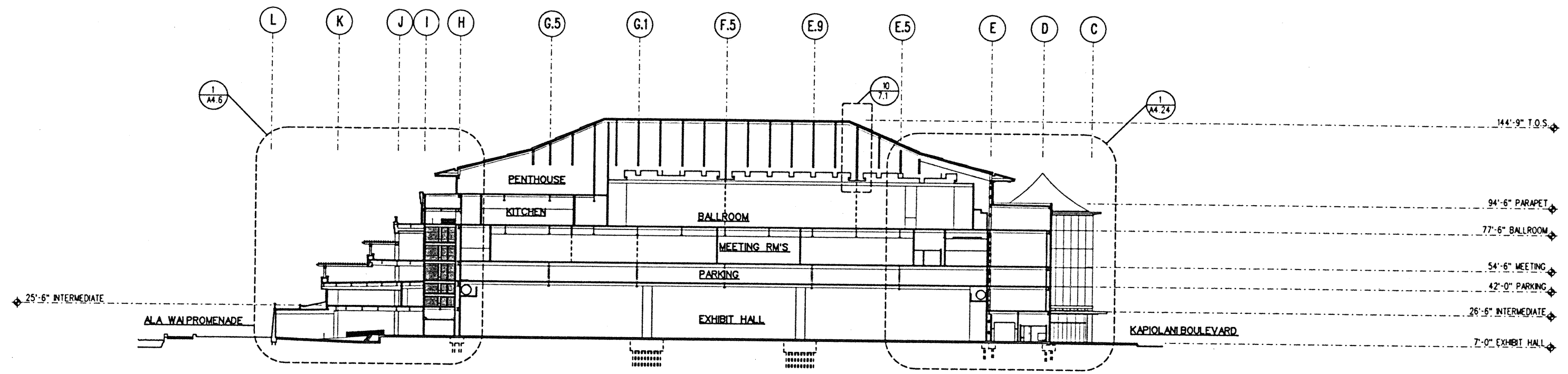
Convention Center Authority
Honolulu, HI

Wimberly Allison Tong & Goo, Inc.
Honolulu, HI

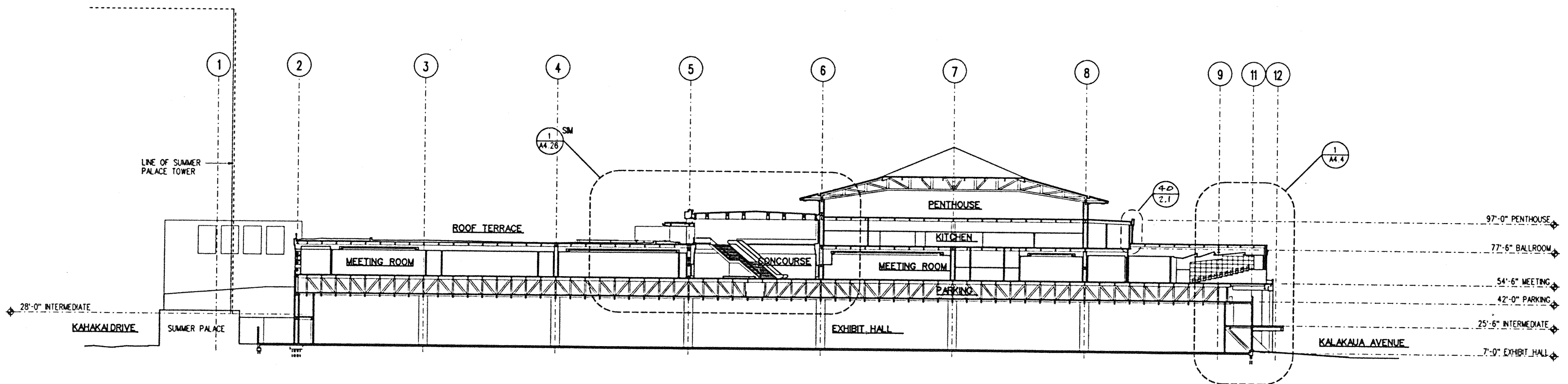
in association with
Loschly Marquardt & Nesholm
Seattle, WA

NORDIC / PCL
A Joint Venture
Honolulu, HI

Consultants



1 BUILDING SECTION AT GRID 6.9
A4.1 1/32" = 1'-0"



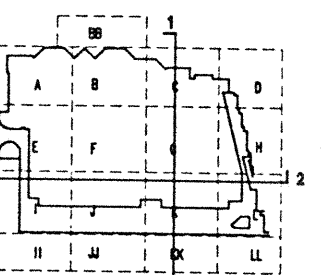
2 BUILDING SECTION AT GRID G.7
A4.1 1/32" = 1'-0"



This work was prepared by me or under my supervision and construction of this project will be under my observation.

Ernest T. Waiwai
Ernest T. Waiwai
REGISTERED PROFESSIONAL ARCHITECT
No. 5343
HAWAII, U.S.A.

Supervisor as defined in Title 14, Chapter 10, Section 1209 of the Rules and Regulations of the Board of Professional Engineers, Architects, and Surveyors of the State of Hawaii.




Revisions

Date	Description
12-15-95	FINAL DOCUMENTS
10-17-95	OCTOBER COORDINATION
9-15-95	BUILDING PERMIT SET

Sheet Title

BUILDING SECTIONS

Designed	GL, KNPC
Drawn	TM, FR, M, BT, DJ
Checked	RZ, OR, HM
Date	8-14-95
Job No.	93036 02.9
Sheet No.	



Hawai'i Convention Center


Convention Center Authority
Honolulu, HI

Wimberly Allison Tong & Goo, Inc.
Honolulu, HI

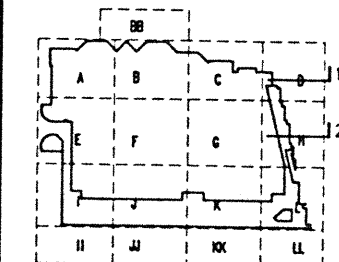
in association with
Loschky Marquardt & Nesholm
Seattle, WA

NORDIC / PCL
A Joint Venture
Honolulu, HI

Consultants



This work was prepared by me or under my supervision and construction of this project will be under my observation.



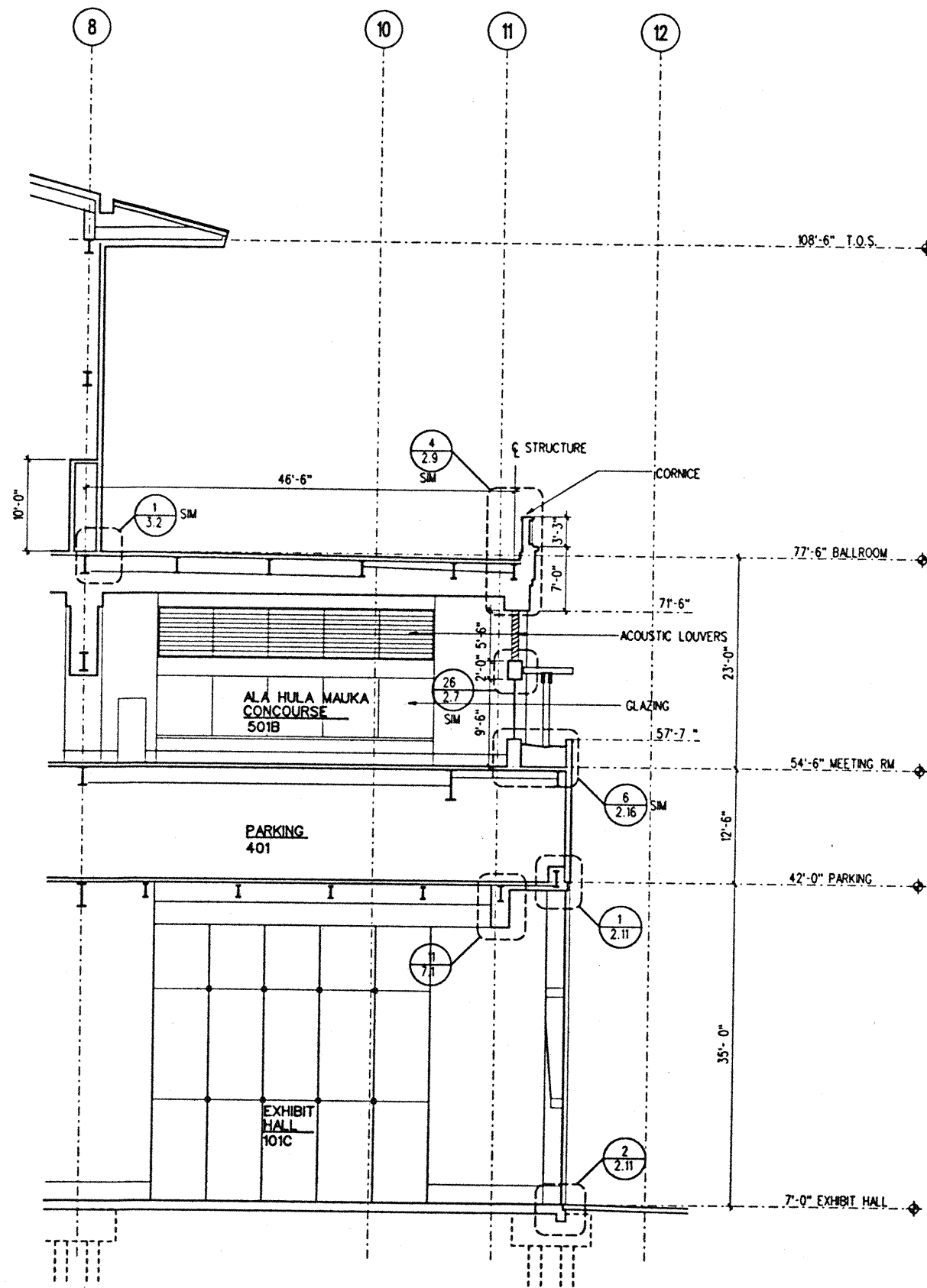
No.	Date	By	Description
12-15-95			FINAL DOCUMENTS
10-17-95			OCTOBER COORDINATION
9-15-95			BUILDING PERMIT SET

Sheet Title

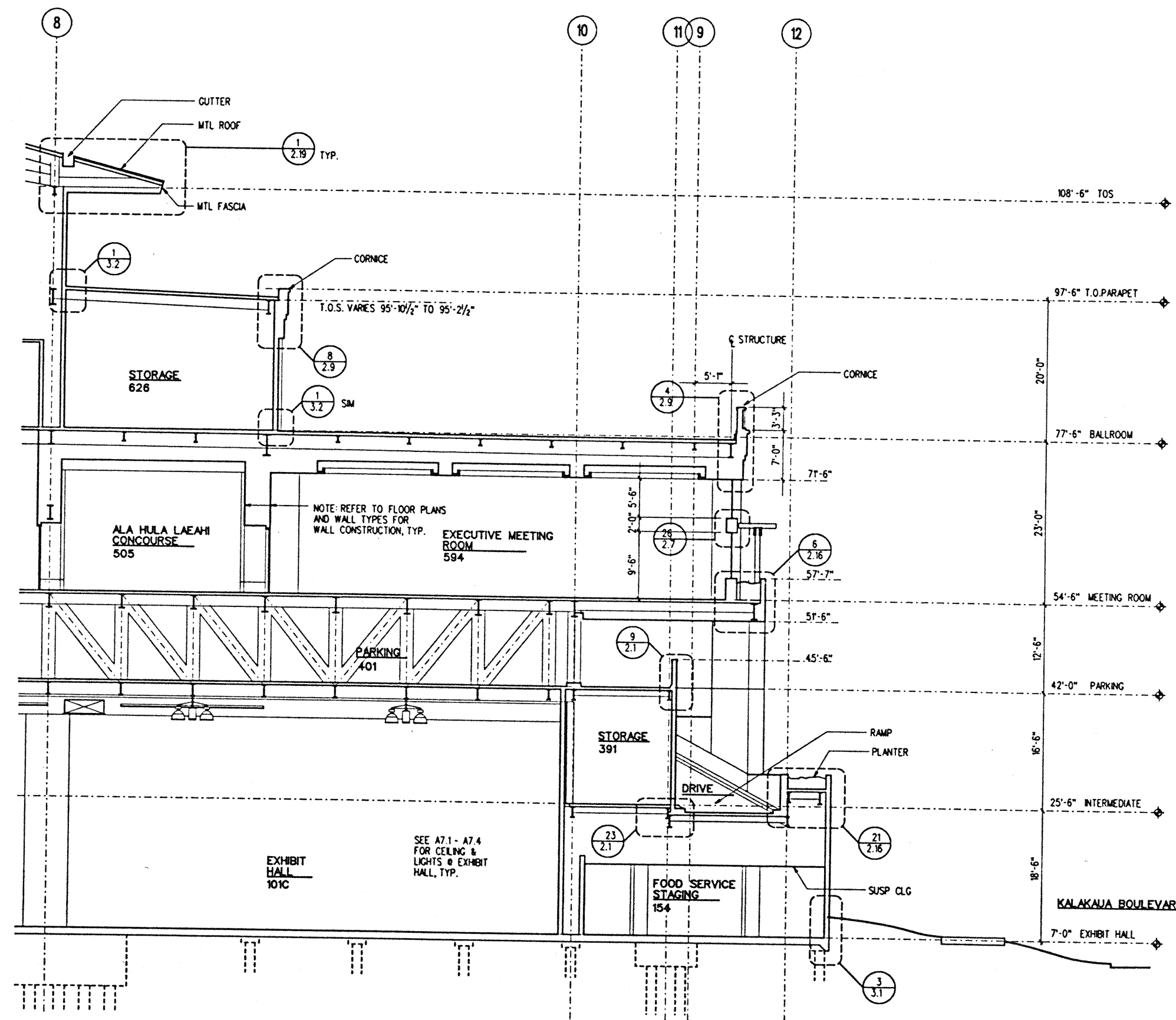
PARTIAL BUILDING SECTION

Designed	GL, KNPC
Drawn	TM, RR, ML, BT, DJ
Checked	RZ, OR, HM
Date	9-14-95
Job No.	93026 02 9
Sheet No.	

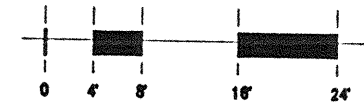
A 4.2




1 SECTION AT GRID E.2 EAST
A4.2 1/8" = 1'-0"



2 SECTION AT GRID F.7 EAST
A4.2 1/8" = 1'-0"





Hawai'i Convention Center

Convention Center Authority
Honolulu, HI

Wimberly Allison Tong & Goo, Inc.
Honolulu, HI

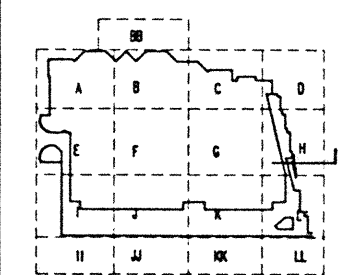
in association with

Loschky Marquardt & Nesholm
Seattle, WA

NORDIC / PCL
A Joint Venture
Honolulu, HI

Consultants

This work was prepared by me or under my supervision and construction of this project will be under my observation.
Ernie I. Wataabe
LICENSED PROFESSIONAL ARCHITECT
No. 5349
HAWAII, U.S.A.



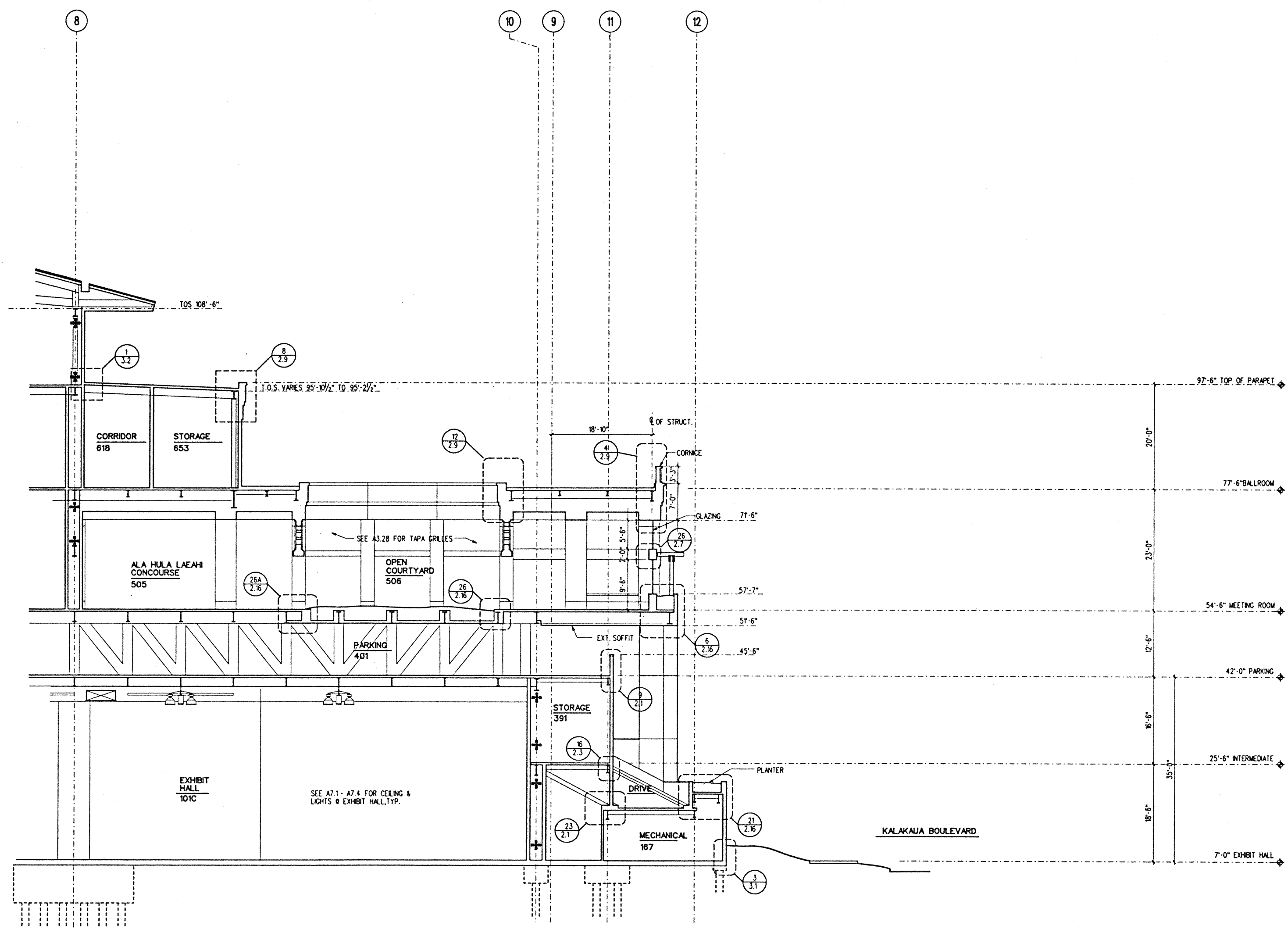
Revisions

No.	Date	By	Description
12-15-95			FINAL DOCUMENTS
10-17-95			OCTOBER COORDINATION
9-15-95			BUILDING PERMIT SET

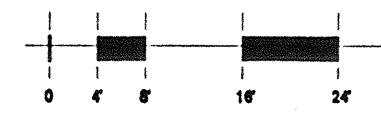
Sheet Title

PARTIAL BUILDING SECTION


Designed	GL, KNPC
Drawn	TM, RR, MI, BT, DJ
Checked	RZ, OR, HM
Date	8-14-95
Job No.	93036 02.9
Sheet No.	



1 SECTION AT GRID G2.5 EAST
A4.3 1/8" = 1'-0"



PLOTTED: 11 DEC 95 5:00 PM PROJECTS\HCC\A4.3.dwg



Hawai'i Convention Center

Convention Center Authority
Honolulu, HI

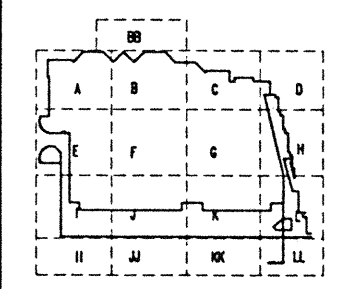
Wimberly Allison Tong & Goo, Inc.
Honolulu, HI

in association with
Loschly Marquardt & Nesholm
Seattle, WA

NORDIC / PCL
A Joint Venture
Honolulu, HI

Consultants

This work was prepared by me or under my supervision and construction of this project will be under my observation.
Signature
LAWRENCE I. WATAMANI
LICENSED PROFESSIONAL ARCHITECT
No. 5343
HAWAII, U.S.A.



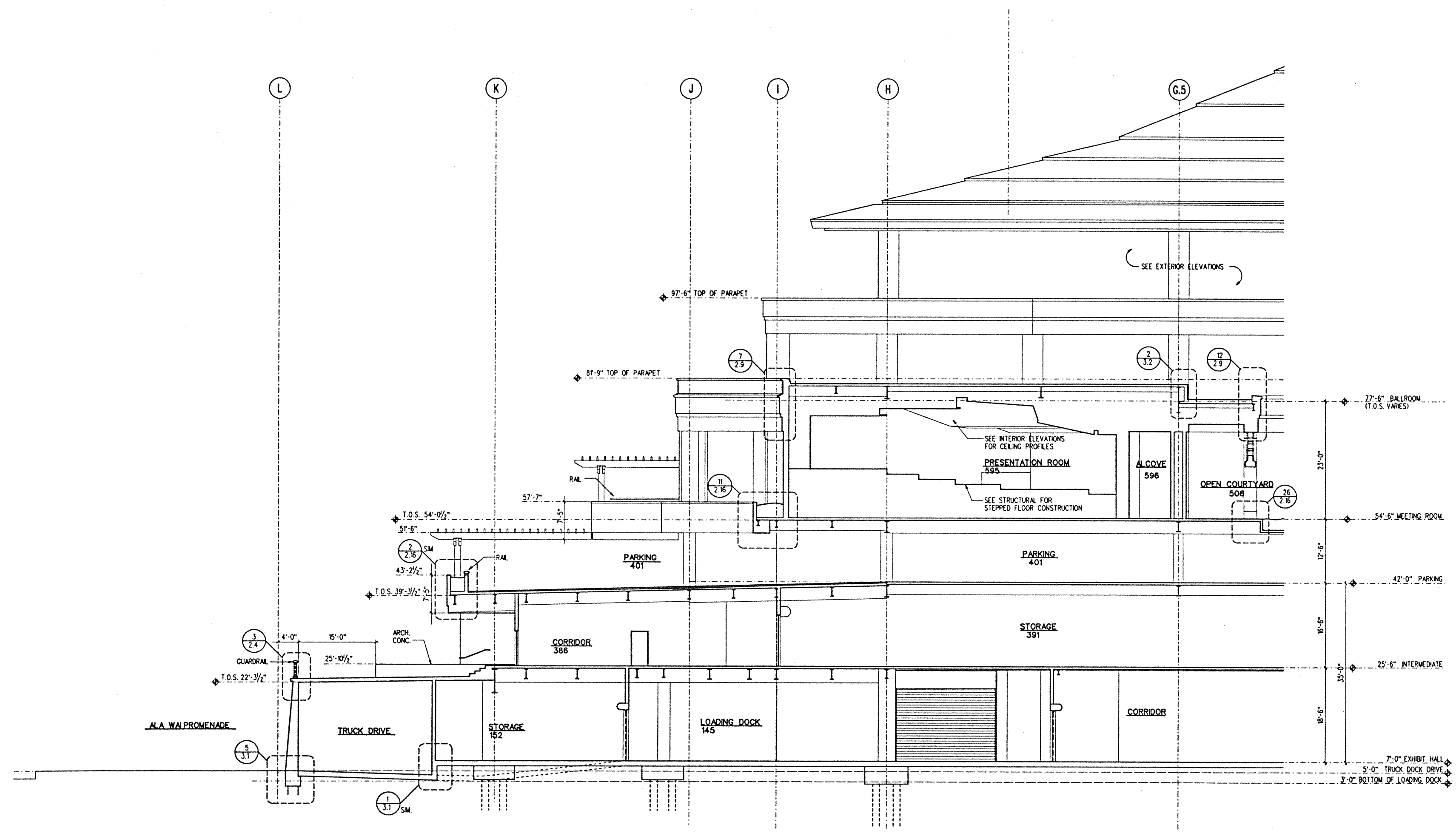
Revisions

No.	Date	By	Description
12-15-95			FINAL DOCUMENTS
10-17-95			OCTOBER COORDINATION
9-15-95			BUILDING PERMIT SET

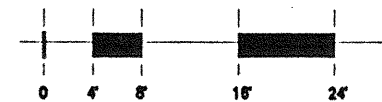
Sheet Title


PARTIAL BUILDING SECTION

Designed	GL, KPFC
Drawn	TM, RR, ML, BT, DJ
Checked	RZ, CR, HM
Date	8-14-95
Job No.	93036.02.9
Sheet No.	



1 SECTION AT GRID 9.1 SOUTH
A4.5 1/8" = 1'-0"





Hawai'i Convention Center

Convention Center Authority
Honolulu, HI

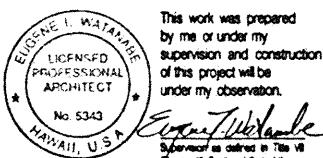
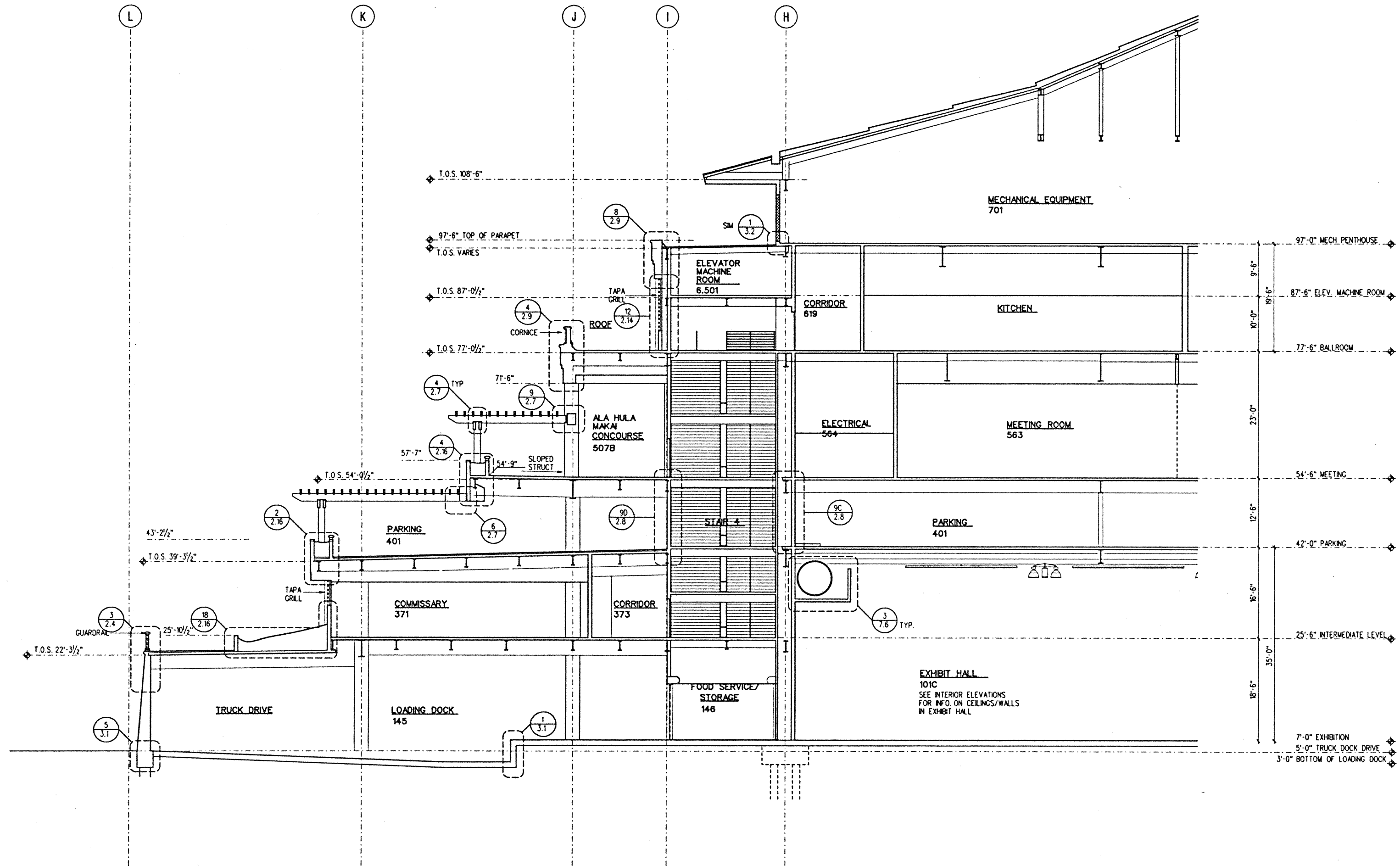
Wimberly Allison Tong & Goo, Inc.
Honolulu, HI

in association with

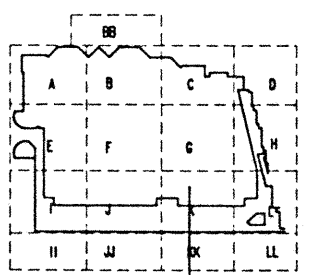
Loschky Marquardt & Nesholm
Seattle, WA

NORDIC / PCL
A Joint Venture
Honolulu, HI

Consultants



This work was prepared by me or under my supervision and construction of this project will be under my observation.
Subscribed as defined in Title 18 Chapter 10 Section 1201 of the Rules and Regulations of the Board of Professional Engineers, Architects and Surveyors of the State of Hawaii.




No.	Date	By	Description
12-15-95			FINAL DOCUMENTS
10-17-95			OCTOBER COORDINATION
9-15-95			BUILDING PERMIT SET

PARTIAL BUILDING SECTION

Designed	GL, KPFC
Drawn	TM, FR, ML, BT, DJ
Checked	RZ, GR, HM
Date	8-14-95
Job No.	90036 02 9
Sheet No.	

1 PARTIAL SECTION AT GRID 6.9 SOUTH
A4.6 1/8" = 1'-0"





Hawai'i Convention Center

Convention Center Authority
Honolulu, HI

Wimberly Allison Tong & Goo, Inc.
Honolulu, HI

in association with

Loschky Marquardt & Nesholm
Seattle, WA

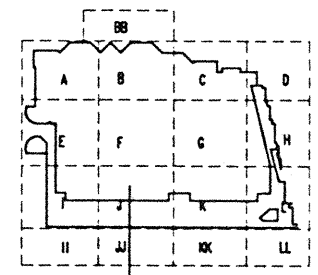
NORDIC / PCL
A Joint Venture
Honolulu, HI

Consultants

This work was prepared by me or under my supervision and construction of this project will be under my observation.

James W. Wai
LICENCED PROFESSIONAL ARCHITECT
No. 5343
HAWAII, U.S.A.

Submittal as defined in Title 10 Chapter 10, Section 1-20 of the Rules and Regulations of the Board of Professional Engineers, Architects, and Surveyors of the State of Hawaii.



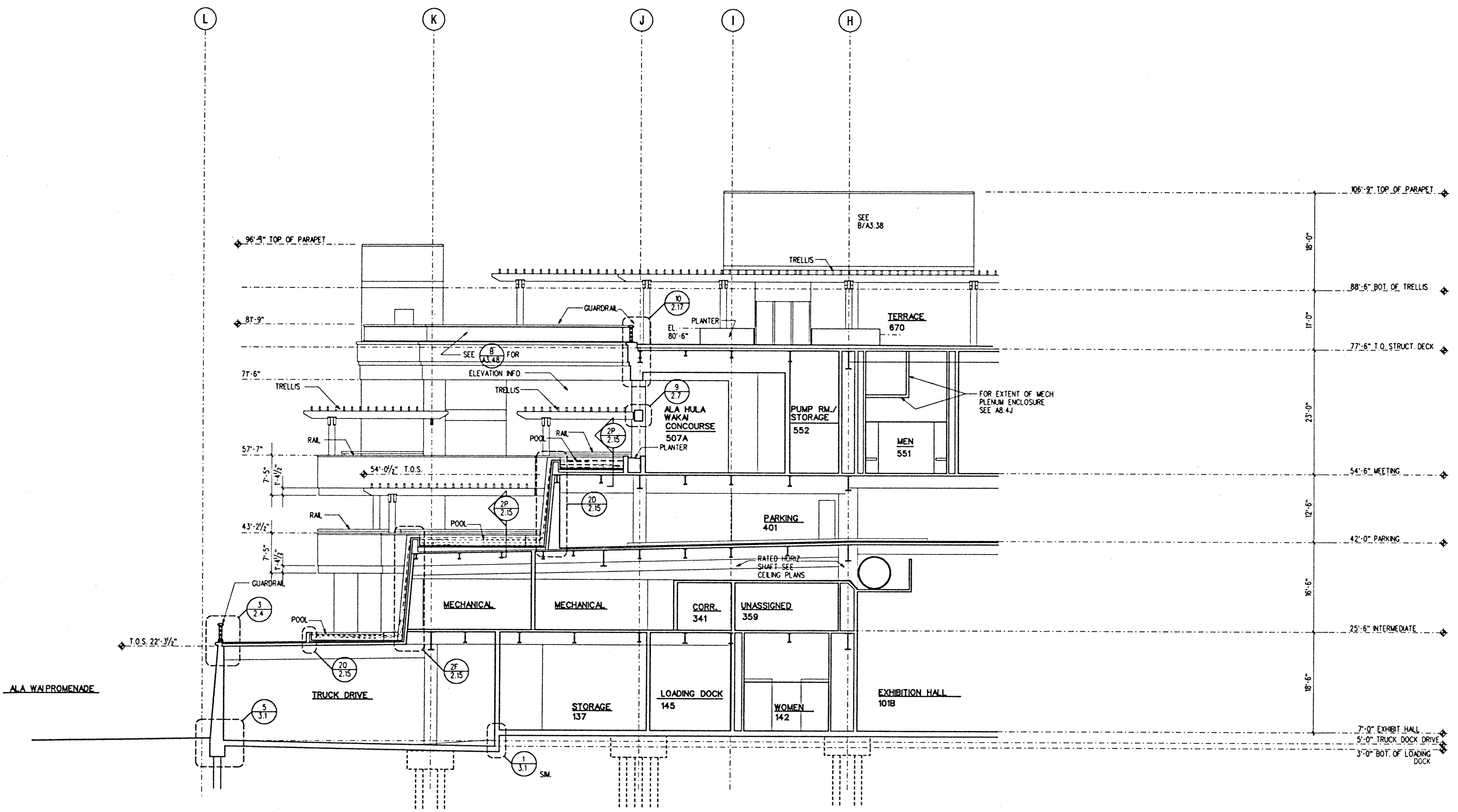
Revisions

No.	Date	By	Description
12-15-95			FINAL DOCUMENTS
10-17-95			OCTOBER COORDINATION
9-15-95			BUILDING PERMIT SET


Sheet Title


PARTIAL BUILDING SECTION

Designed	GL, KNP/C
Drawn	TM, PRR, MI, BT, DJ
Checked	RZ, OR, HM
Date	8-14-95
Job No.	93036 02.9
Sheet No.	



1 PARTIAL SECTION AT GRID 4.6 SOUTH
4.9 1/8" = 1'-0"





Hawai'i Convention Center

Convention Center Authority
Honolulu, HI

Wimberly Allison Tong & Goo, Inc.
Honolulu, HI

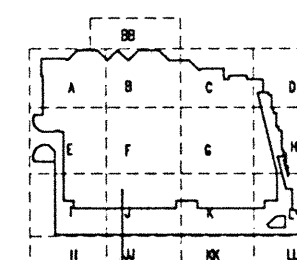
in association with

Loschky Marquardt & Nesholm
Seattle, WA

NORDIC / PCL
A Joint Venture
Honolulu, HI

Consultants

This work was prepared by me or under my supervision and construction of this project will be under my observation.
Ernest J. Wilbur
Ernest J. Wilbur
REGISTERED PROFESSIONAL ARCHITECT
No. 5343
HAWAII, U.S.A.
Supervisor as defined in the Rules and Regulations of the Board of Professional Engineers, Architects, etc. Supervisors of the State of Hawaii



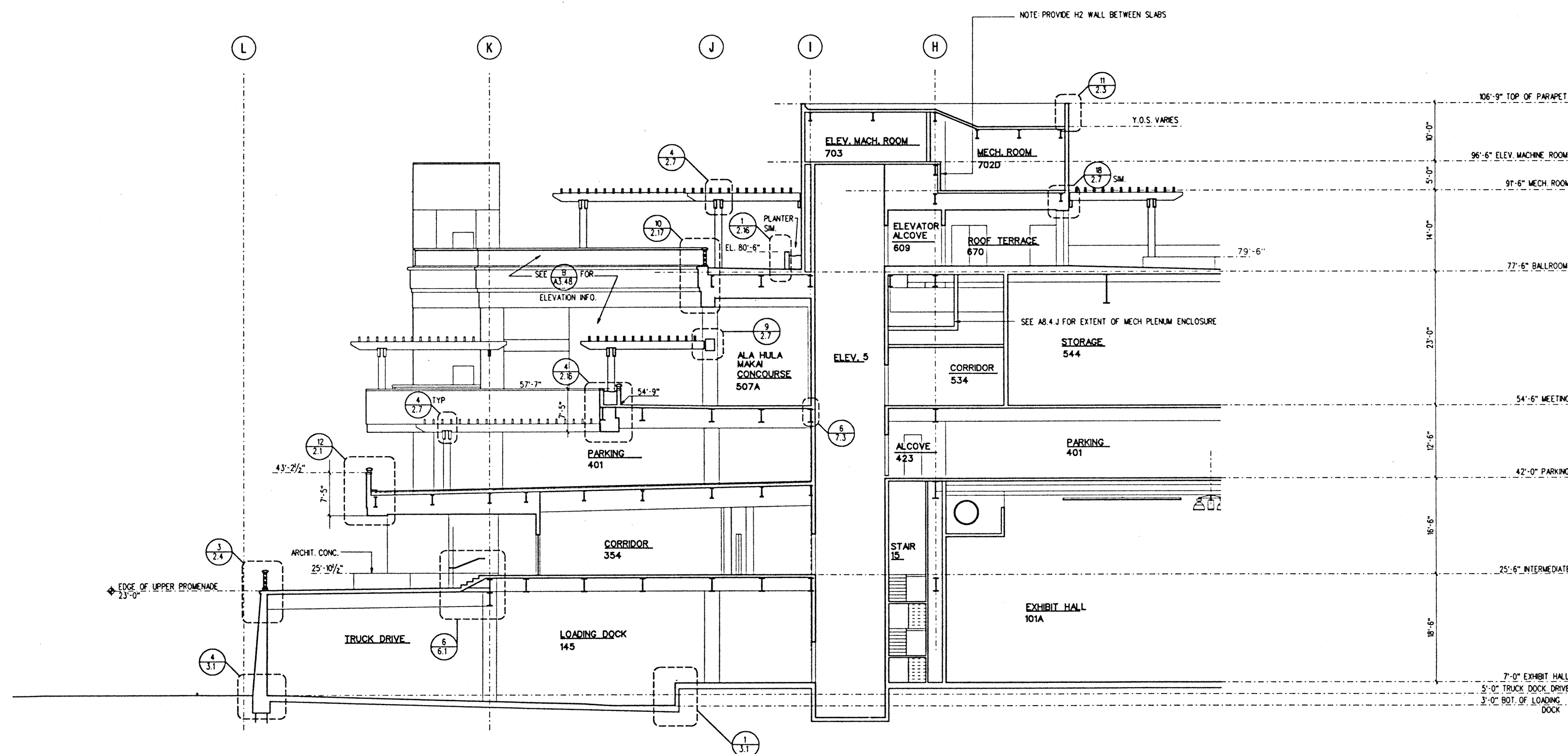
Revisions

No.	Date	By	Description
12-15-95			FINAL DOCUMENTS
10-17-95			OCTOBER COORDINATION
9-15-95			BUILDING PERMIT SET

Sheet Title

PARTIAL BUILDING SECTION

Designed	GL, KPC
Drawn	TM, RR, ML, BT, DJ
Checked	RZ, OR, HM
Date	8-14-95
Job No.	93036 029
Sheet No.	



1 PARTIAL SECTION AT 3.8 SOUTH
A4.1 1/8" = 1'-0"



PLOTTED: 10 DEC 1995 FILE: L:\WORK\ETS\BUC\A04\A4.1.dwg

Hawai'i Convention Center

Convention Center Authority
Honolulu, HI

Wimberly Allison Tong & Goo, Inc.
Honolulu, HI

in association with

Loschky Marquardt & Nesholm
Seattle, WA

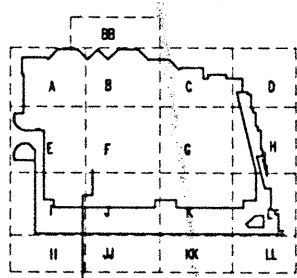
NORDIC / PCL
A Joint Venture
Honolulu, HI

Consultants

This work was prepared by me or under my supervision and construction of this project will be under my observation.

Robert W. ...

Supervision as defined in Title 10 Chapter 10, Section 1009 of the Rules and Regulations of the Board of Professional Engineers, Architects and Surveyors of the State of Hawaii.



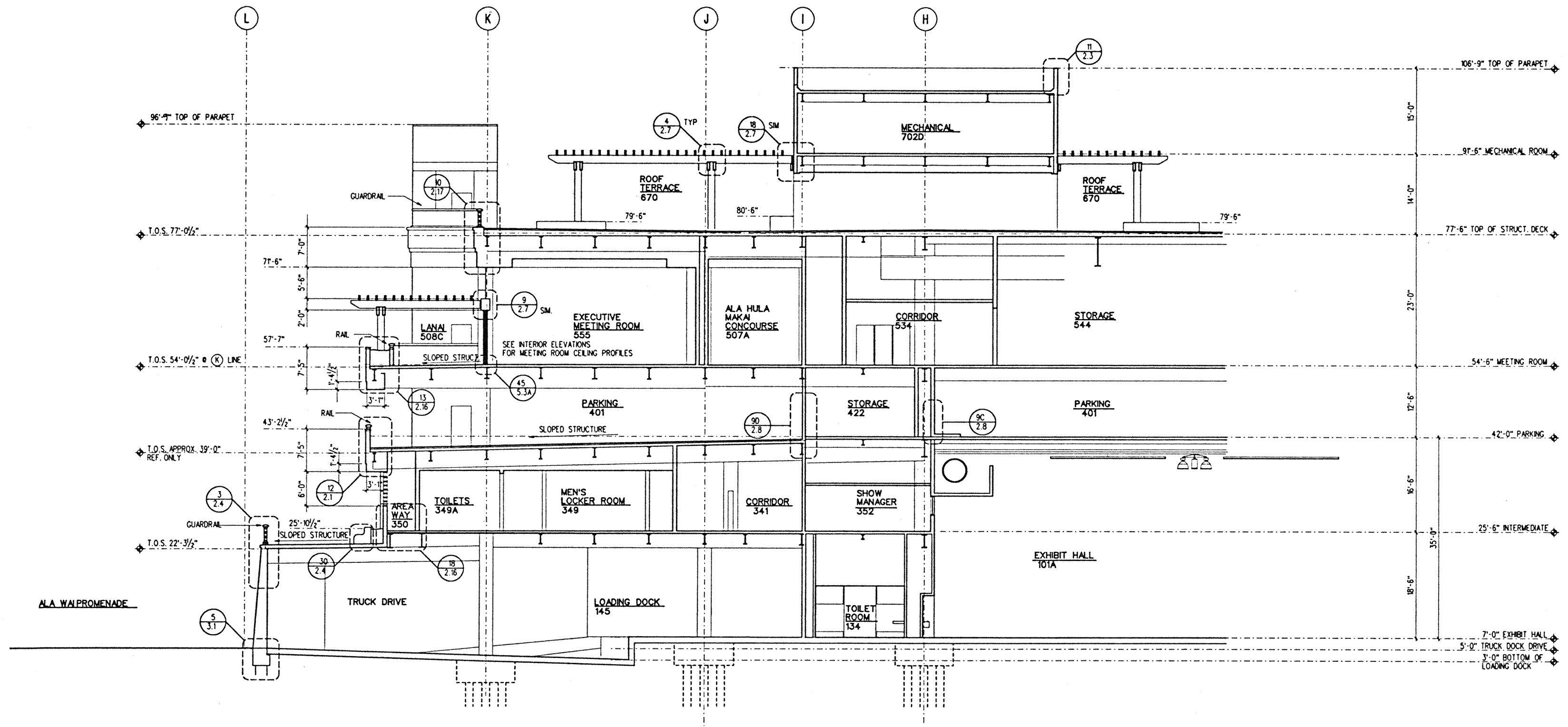
Revisions

No.	Date	By	Description
12-15-95			FINAL DOCUMENTS
10-17-95			OCTOBER COORDINATION
9-15-95			BUILDING PERMIT SET

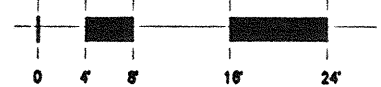
Sheet Title


PARTIAL BUILDING SECTION

Designed	GL, K/NPC
Drawn	TM, RR, M, BT, DJ
Checked	RZ, OR, H/M
Date	9-14-95
Job No.	93036 02 9
Sheet No.	



1 SECTION AT GRID 3.4 SOUTH
A4.11 1/8" = 1'-0"





Hawai'i Convention Center

Convention Center Authority
Honolulu, HI


Wimberly Allison Tong & Goo, Inc.
Honolulu, HI

in association with

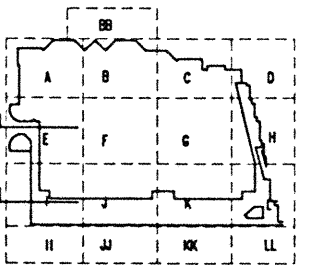
Loschky Marquardt & Nesholm
Seattle, WA

NORDIC / PCL
A Joint Venture
Honolulu, HI

Consultants



This work was prepared by me or under my supervision and construction of the project will be under my observation.



Revisions

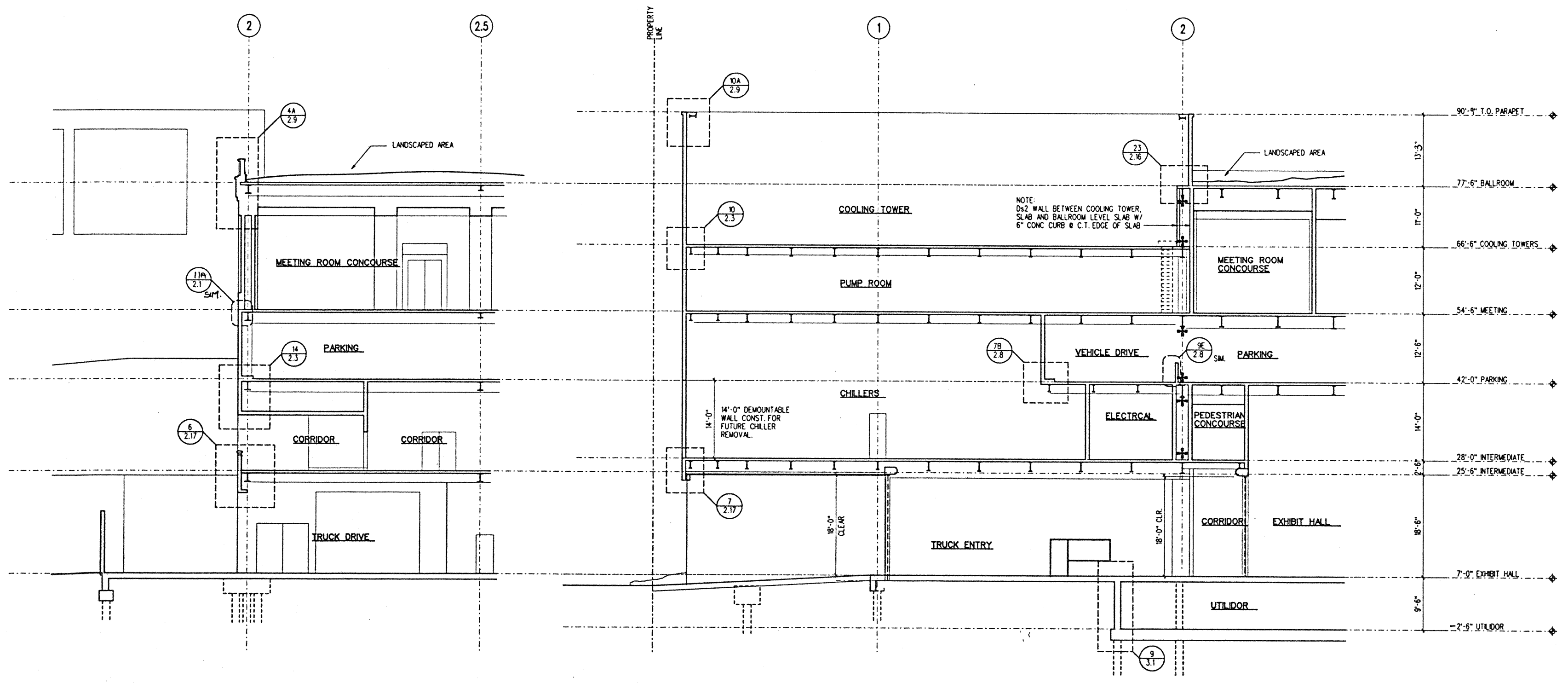
No.	Date	By	Description
12-15-95			FINAL DOCUMENTS
10-17-95			OCTOBER COORDINATION
9-15-95			BUILDING PERMIT SET

Sheet Title

PARTIAL BUILDING SECTION

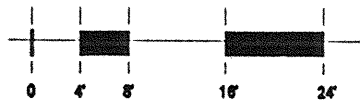
Designed	GL, HNPC
Drawn	TM, RFL, MI, BT, DJ
Checked	RZ, OR, HM
Date	8-14-95
Job No.	80008.02.9
Sheet No.	


A 4.12



1 SECTION AT GRID I WEST
A4.12 1/8" = 1'-0"

2 SECTION AT GRID F.5 WEST
A4.12 1/8" = 1'-0"





Hawai'i Convention Center

Convention Center Authority
Honolulu, HI

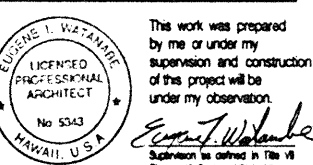
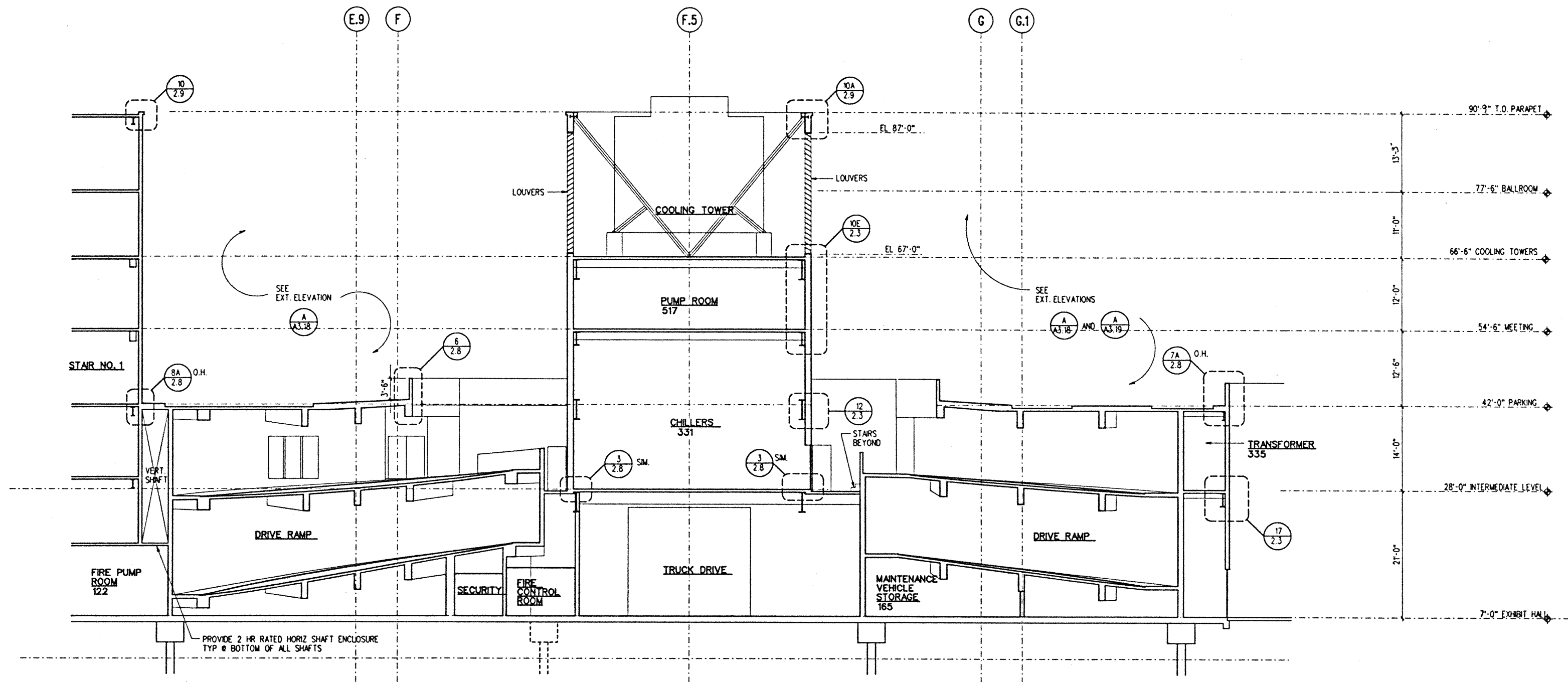
Wimberly Allison Tong & Goo, Inc.
Honolulu, HI

in association with

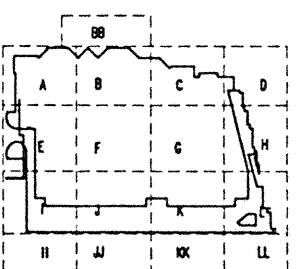
Loschky Marquardt & Nesheim
Seattle, WA

NORDIC / PCL
A Joint Venture
Honolulu, HI

Consultants



This work was prepared by me or under my supervision and construction of this project will be under my observation.



Revisions


12-15-95	FINAL DOCUMENTS
10-17-95	OCTOBER COORDINATION
9-15-95	BUILDING PERMIT SET

Sheet Title


PARTIAL BUILDING SECTION

Designed	GL, KNPC
Drawn	TM, PR, ML, BT, DJ
Checked	RZ, OR, HM
Date	8-14-95
Job No.	90336 02.9
Sheet No.	

1 PARTIAL SECTION AT 1.2 THRU RAMP
A4.13 1/8" = 1'-0"



PLOTTED 03-DEC-95 FILE H:\SEC-A-13.dwg



Hawai'i Convention Center

Convention Center Authority
Honolulu, HI

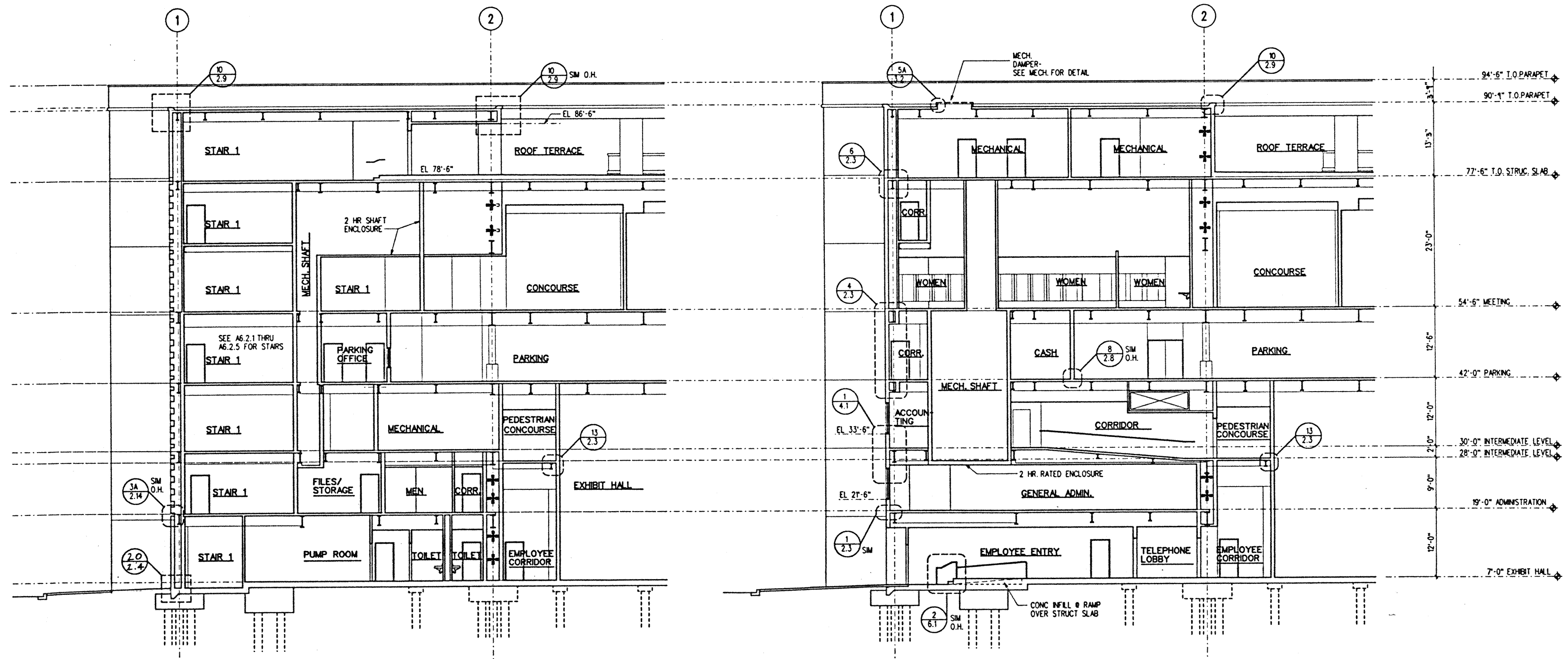
Winbery Allison Tong & Goo, Inc.
Honolulu, HI

in association with

Loschky Marquardt & Nesholm
Seattle, WA

NORDIC / PCL
A Joint Venture
Honolulu, HI

Consultants



1 PARTIAL SECTION AT GRID E.4 WEST
A4.15 1/8" = 1'-0"

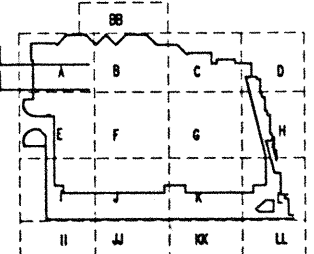
2 PARTIAL SECTION AT GRID E.2 WEST
A4.15 1/8" = 1'-0"



This work was prepared by me or under my supervision and construction of this project will be under my observation.

Ernest W. Watanabe
LICENCED PROFESSIONAL ARCHITECT
No. 5343
HAWAII, U.S.A.

Supervisor as defined in Title VII, Chapter 10, Section 1001 of the Rules and Regulations of the Board of Professional Engineers, Architects and Surveyors of the State of Hawaii.



Revisions

No.	Date	Description
12-15-95		FINAL DOCUMENTS
10-17-95		OCTOBER COORDINATION
9-15-95		BUILDING PERMIT SET


Sheet Title

PARTIAL BUILDING SECTIONS

Designed	GL, KPC
Drawn	TM, PR, ML, BT, DJ
Checked	RZ, OR, HM
Date	9-14-95
Job No.	93036.02.9

Sheet No.

A 4.15



Hawai'i Convention Center

Convention Center Authority
Honolulu, HI

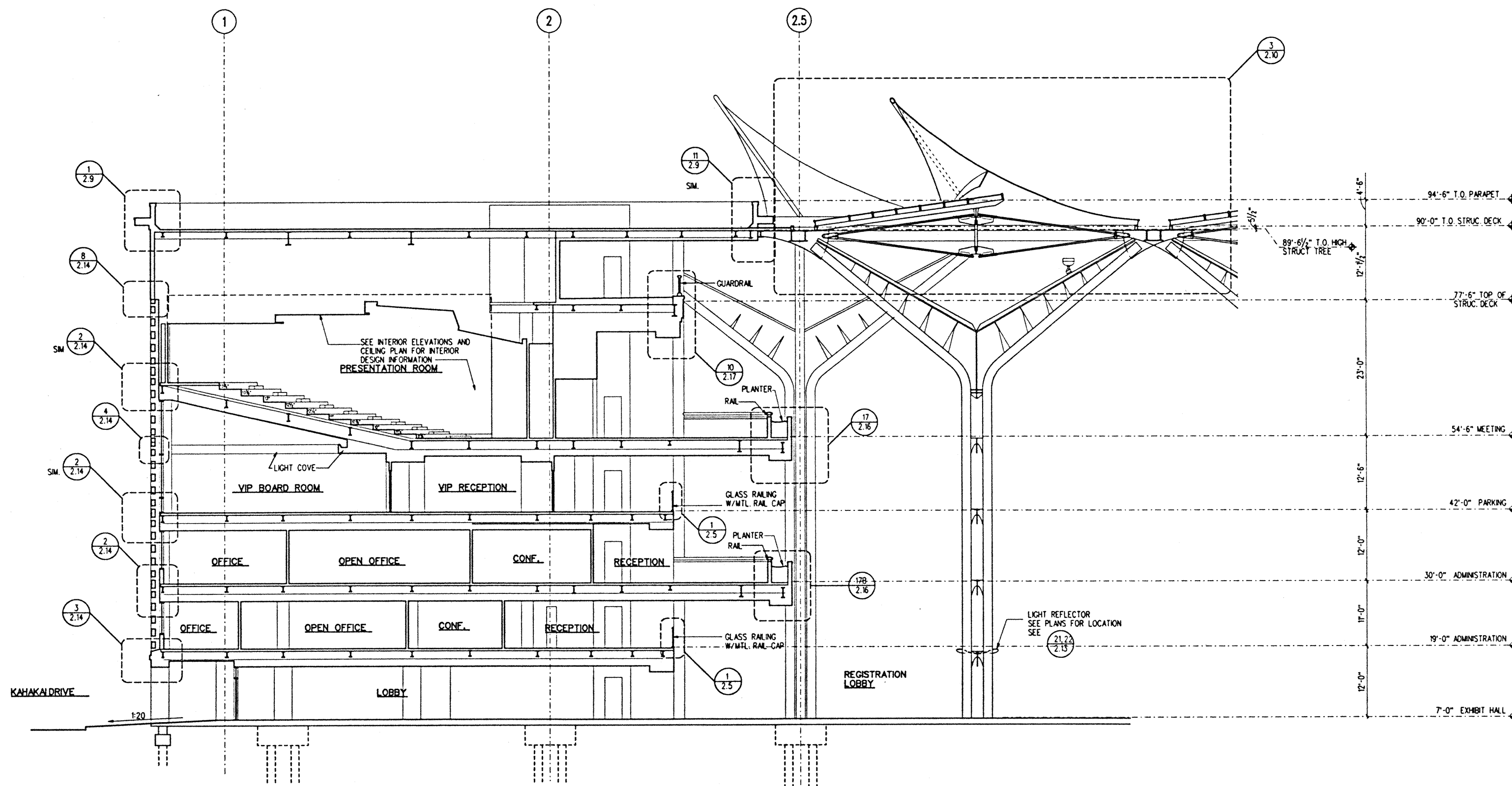
Wimberly Allison Tong & Goo, Inc.
Honolulu, HI

in association with

Loschky Marquardt & Nesholm
Seattle, WA

NORDIC / PCL
A Joint Venture
Honolulu, HI

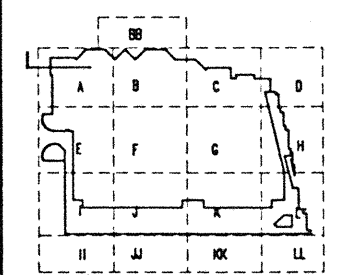
Consultants



The work was prepared by me or under my supervision and construction of the project will be under my observation.

Ernest J. Wehner
 Registered Professional Architect
 No. 5340
 HAWAII, U.S.A.

Supplemental to the 1988 Chapter 10, Section 1.02 of the Rules and Regulations of the Board of Professional Engineers, Architects, and Surveyors of the State of Hawaii.




Revisions

No.	Date	By	Description
12-15-95			FINAL DOCUMENTS
10-17-95			OCTOBER COORDINATION
9-15-95			BUILDING PERMIT SET

PARTIAL BUILDING SECTION

Designed	GL, KNPC
Drawn	TM, FR, ML, BT, DJ
Checked	RZ, OR, HM
Date	8-14-95
Job No.	93036.02.9
Sheet No.	

1 SECTION AT GRID D.1 WEST
A4.16 1/8" = 1'-0"





Hawai'i Convention Center

Convention Center Authority
Honolulu, HI

Wimberly Allison Tong & Goo, Inc.
Honolulu, HI

in association with

Loschky Marquardt & Nesholm
Seattle, WA

NORDIC / PCL
A Joint Venture
Honolulu, HI

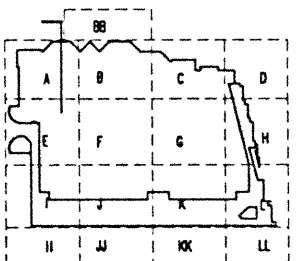
Consultants

This work was prepared by me or under my supervision and construction of this project will be under my observation.

Signature

Professional Architect
No. 5343
HAWAII, U.S.A.

Seal of the Board of Professional Engineers, Architects, and Surveyors of the State of Hawaii



Revisions

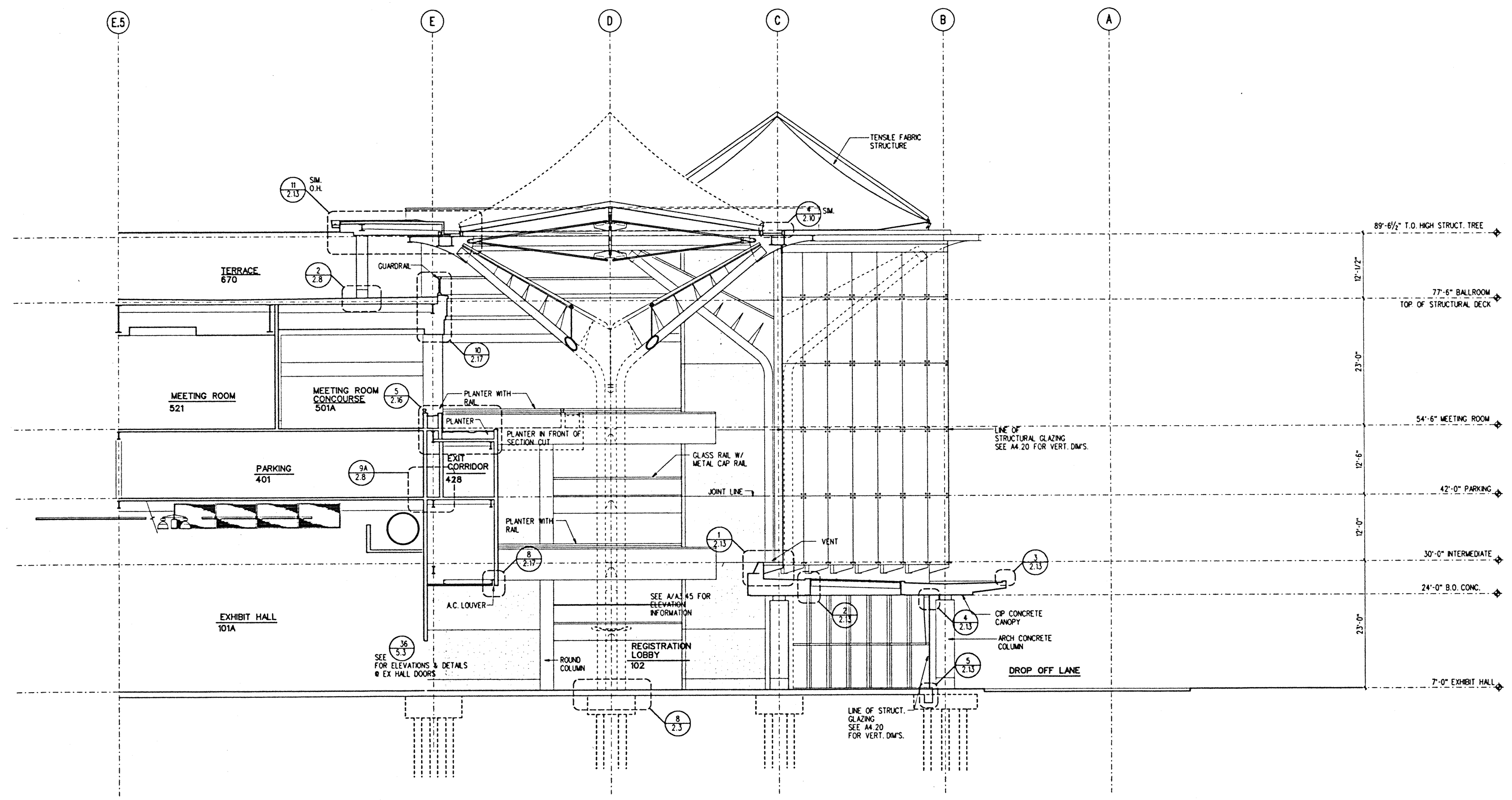
No.	Date	By	Description
12-15-95			FINAL DOCUMENTS
10-17-95			OCTOBER COORDINATION
9-15-95			BUILDING PERMIT SET

Sheet Title


PARTIAL BUILDING SECTION


Designed	GL, KNFC
Drawn	TM, RR, M, BT, DJ
Checked	RZ, CR, HM
Date	9-14-95
Job No.	83036.02.9
Sheet No.	

A 4.17



1 SECTION AT GRID 2.8 NORTH
A4.17 1/8" = 1'-0"





Hawai'i Convention Center

Convention Center Authority
Honolulu, HI

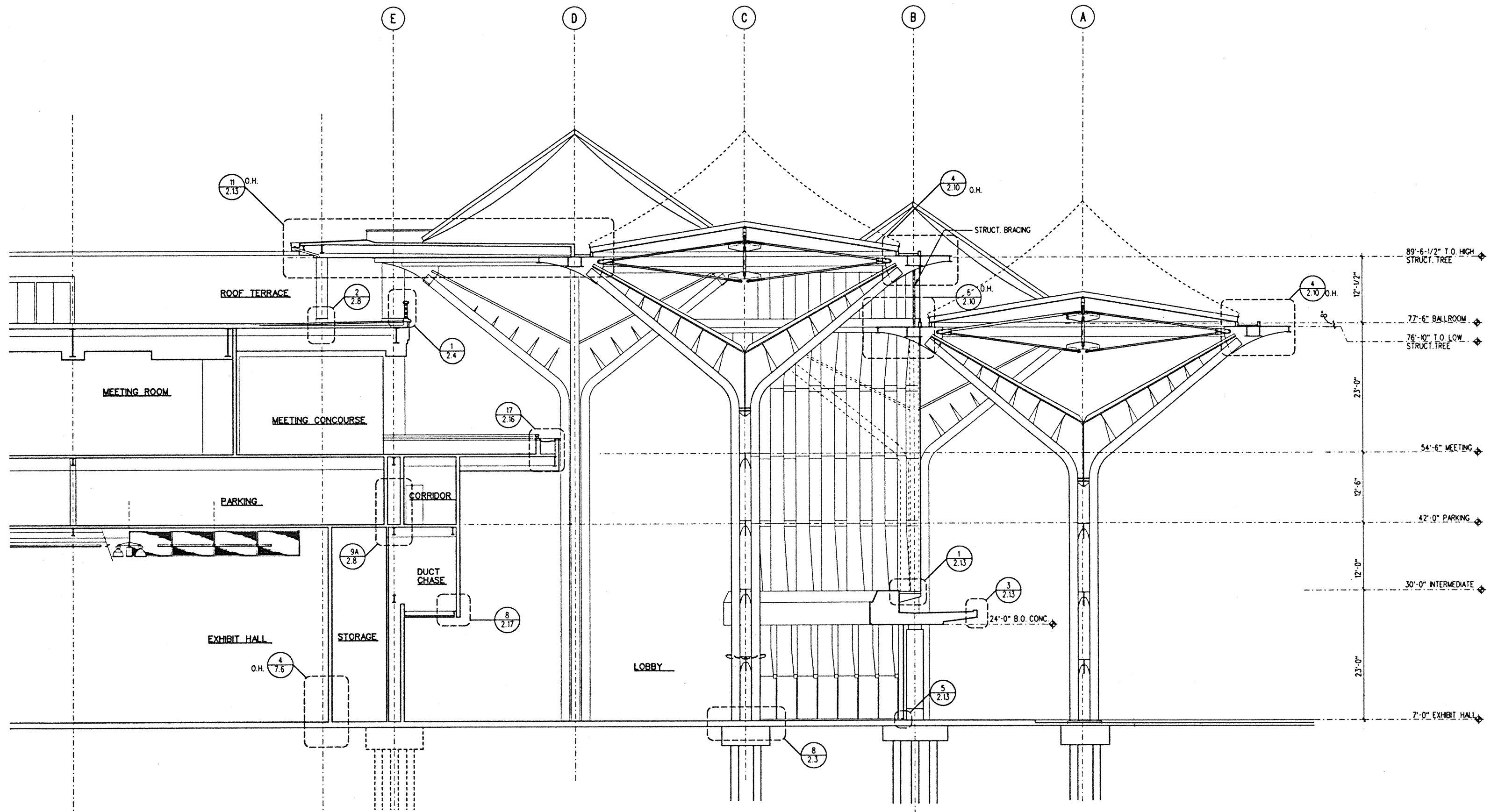
Wimberly Allison Tong & Goo, Inc.
Honolulu, HI

in association with

Loschky Marquardt & Nesholm
Seattle, WA

NORDIC / PCL
A Joint Venture
Honolulu, HI

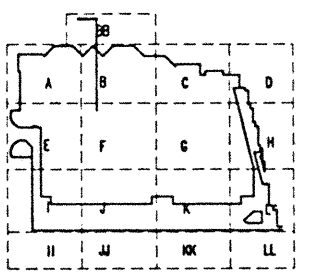
Consultants



This work was prepared by me or under my supervision and construction of this project will be under my observation.

Signature

Supervision as defined in Title 10 Chapter 10 Section 1.02 of the Rules and Regulations of the Board of Professional Engineers, Architects and Surveyors of the State of Hawaii.



Revisions


No.	Date	By	Description
12-15-95			FINAL DOCUMENTS
10-17-95			OCTOBER COORDINATION
9-15-95			BUILDING PERMIT SET

Sheet Title

PARTIAL BUILDING SECTION

Designed	GL, KNPC
Drawn	TM, RR, ML, BT, DJ
Checked	RZ, OR, HM
Date	8-14-95
Job No.	99036 02.9
Sheet No.	

1 PARTIAL SECTION AT GRID 3.8
A4.18 1/8" = 1'-0"





Hawai'i Convention Center

Convention Center Authority
Honolulu, HI

Wimberly Allison Tong & Goo, Inc.
Honolulu, HI

in association with
Loschky Marquardt & Nesholm
Seattle, WA

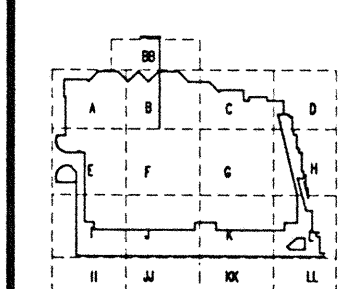
NORDIC / PCL
A Joint Venture
Honolulu, HI

Consultants

This work was prepared by me or under my supervision and construction of this project will be under my observation.

Edward J. Watanabe
No. 5343
LICENSIED PROFESSIONAL ARCHITECT
HAWAII, U.S.A.

Submission as defined in Title 19, Chapter 10, Section 1-28 of the Rules and Regulations of the Board of Professional Engineers, Architects and Surveyors of the State of Hawaii.



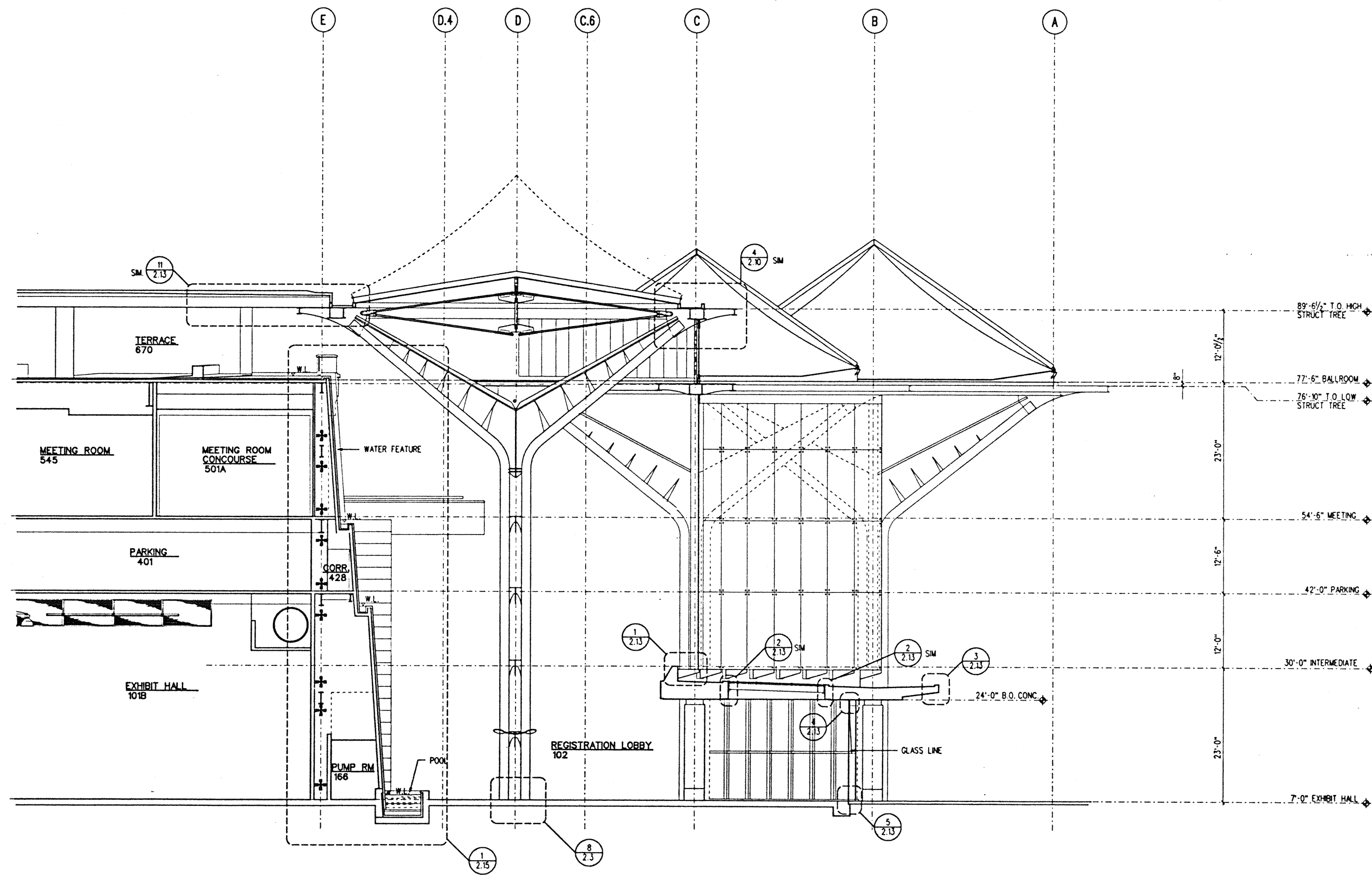
Revisions

12-15-95	FINAL DOCUMENTS		
10-17-95	OCTOBER COORDINATION		
9-15-95	BUILDING PERMIT SET		
No.	Date	By	Description


Sheet Title

PARTIAL BUILDING SECTION

Designed	GL, KNPC
Drawn	TM, RR, MI, BT, DJ
Checked	RZ, OR, HM
Date	8-14-95
Job No.	93036 02 9
Sheet No.	



1 PARTIAL SECTION AT GRID 4.8
A4.19 1/8" = 1'-0"





Hawai'i Convention Center

Convention Center Authority
Honolulu, HI

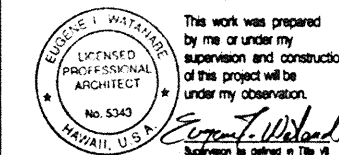
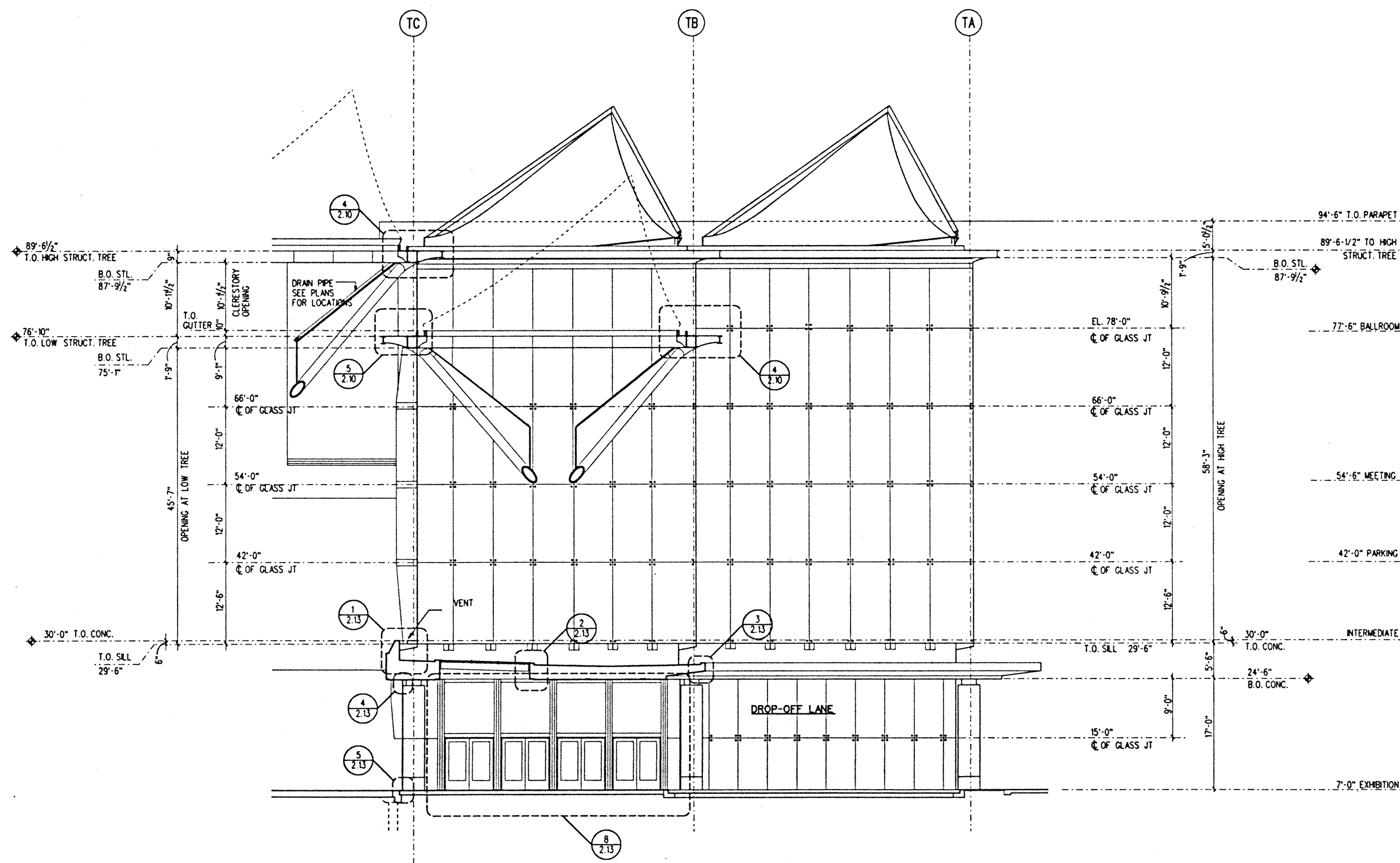
Wimberly Allison Tong & Goo, Inc.
Honolulu, HI

in association with

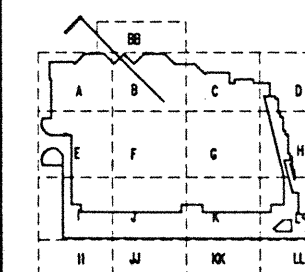
Loschky Marquardt & Neshom
Seattle, WA

NORDIC / PCL
A Joint Venture
Honolulu, HI

Consultants



This work was prepared by me or under my supervision and construction of this project will be under my observation.
Eugene T. Wai
Engineer in Charge in Title 4 Chapter 10 Section 1.2 of the Rules and Regulations of the Board of Professional Engineers, Architects, and Surveyors of the State of Hawaii



Revisions

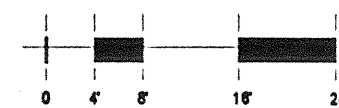
No.	Date	By	Description
12-15-95			FINAL DOCUMENTS
10-17-95			OCTOBER COORDINATION
8-15-95			BUILDING PERMIT SET

Sheet Title


PARTIAL BUILDING SECTION

Designed	GL, KNPC
Drawn	TM, RR, ML, BT, DJ
Checked	RZ, OR, HM
Date	8-14-95
Job No.	83036 02.9
Sheet No.	

1 PARTIAL SECTION AT LOBBY LOOKING SW
A4.20 1/8" = 1'-0"



A 4.20



Hawai'i Convention Center

Convention Center Authority
Honolulu, HI


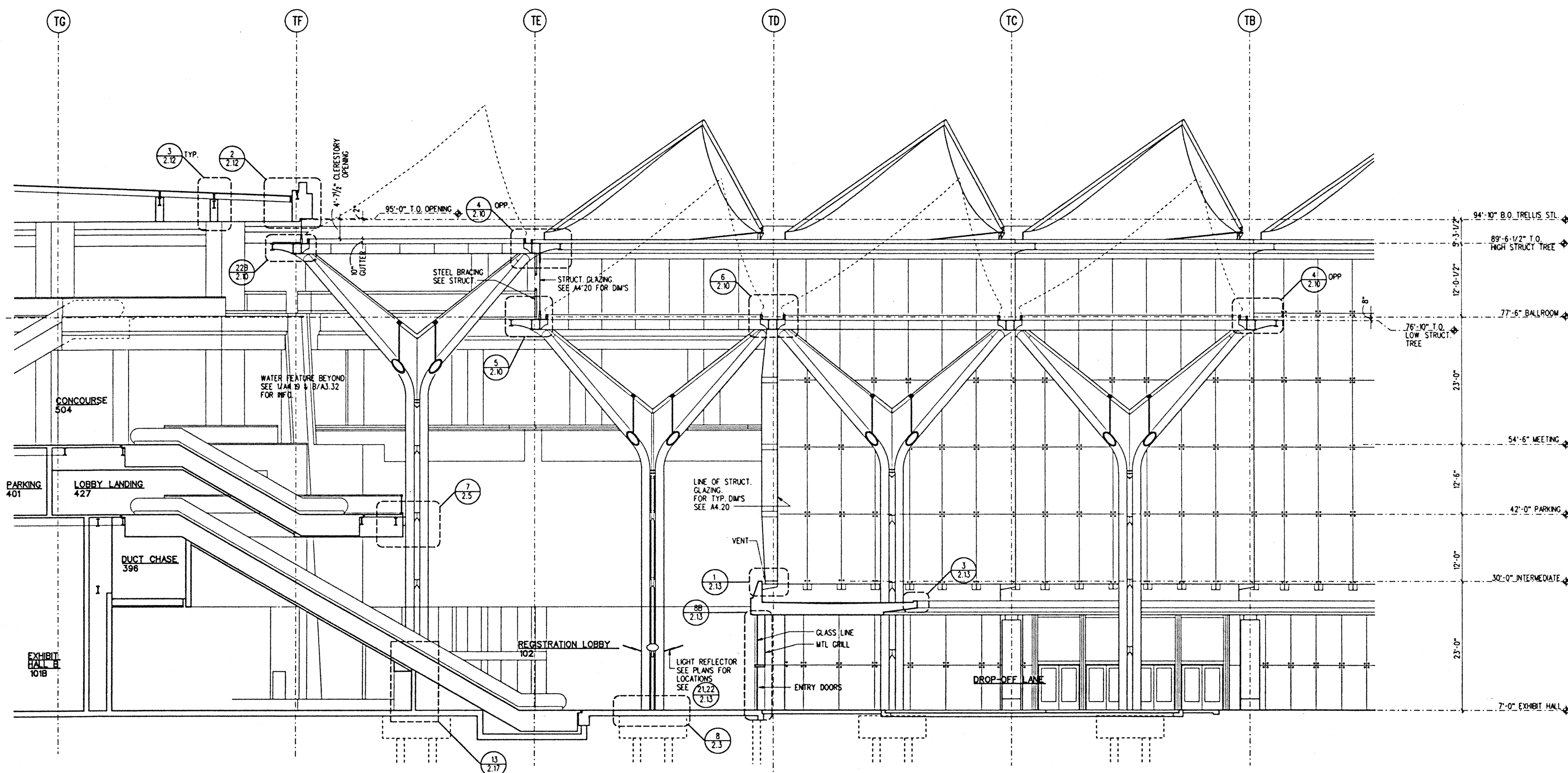
Wimberly Allison Tong & Goo, Inc.
Honolulu, HI

in association with

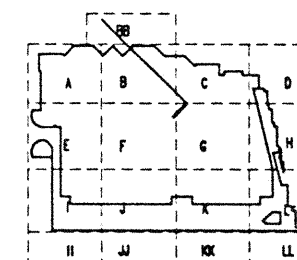
Loschky Marquardt & Nesholm
Seattle, WA

NORDIC / PCL
A Joint Venture
Honolulu, HI

Consultants



This work was prepared by me or under my supervision and construction of this project will be under my observation.
Edward T. Williams
Supplies all notes in Title of Plans and Regulations of the Board of Professional Engineers, Architects, and Surveyors of the State of Hawaii.



Revisions

No.	Date	By	Description
12-15-95			FINAL DOCUMENTS
10-17-95			OCTOBER COORDINATION
9-15-95			BUILDING PERMIT SET


Sheet Title

PARTIAL BUILDING SECTION

Designed	GL, K/MPC
Drawn	TM, RR, M, BT, DJ
Checked	RZ, OR, HM
Date	8-14-95
Job No.	80036 029
Sheet No.	

1 PARTIAL SECTION AT LOBBY LOOKING SW
A4.21 1/8" = 1'-0"





Hawai'i Convention Center

Convention Center Authority
Honolulu, HI

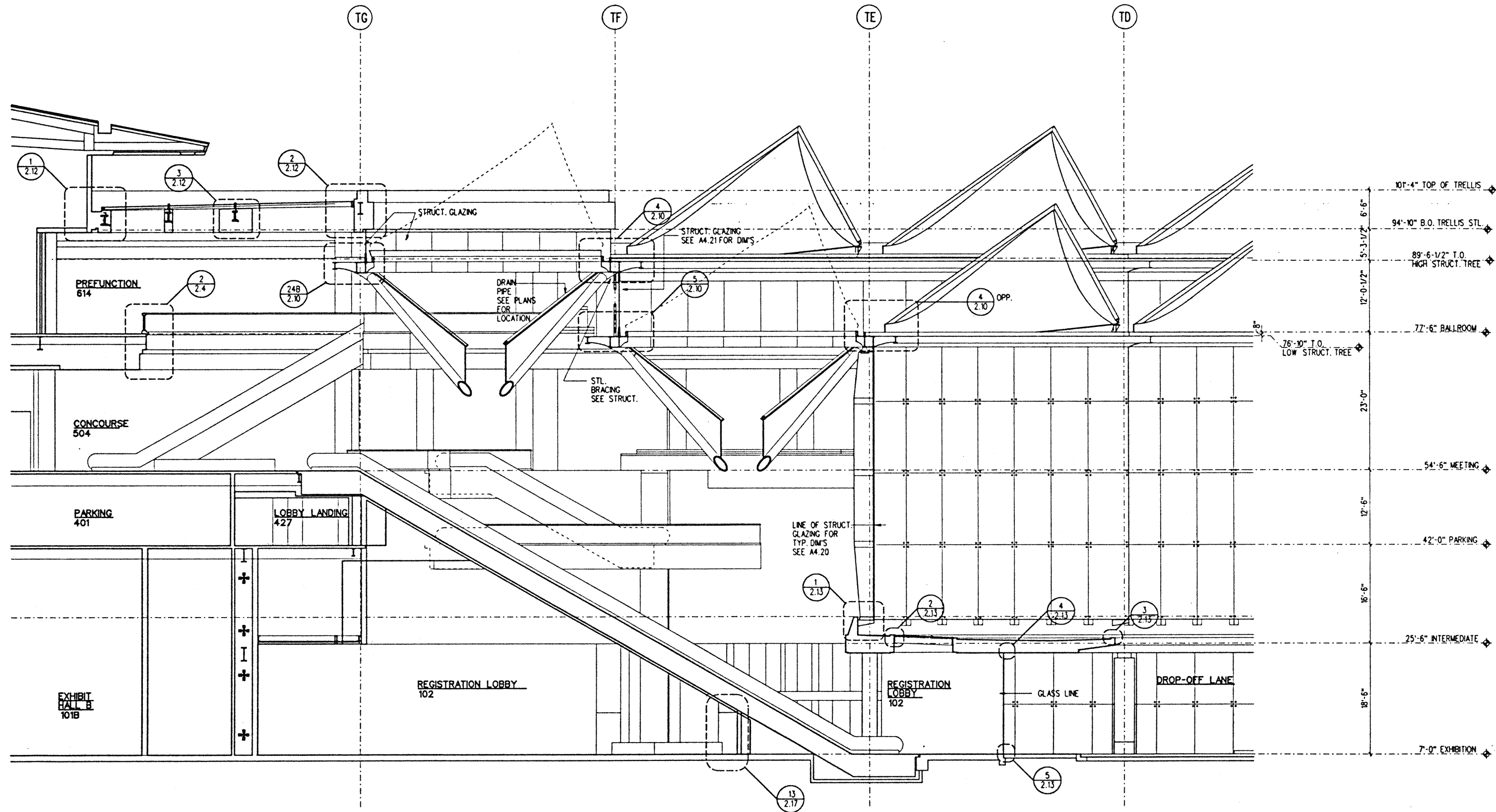
Wimberly Allison Tong & Goo, Inc.
Honolulu, HI

in association with

Loschky Marquardt & Nesholm
Seattle, WA

NORDIC / PCL
A Joint Venture
Honolulu, HI

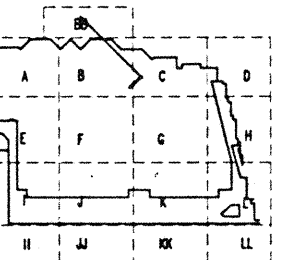
Consultants



Professional Engineer
No. 5343
HAWAII, U.S.A.

The work was prepared by me or under my supervision and construction of this project will be under my observation.

George T. Williams
Supervisor as defined in Title 19, Chapter 10, Section 1-2 of the Rules and Regulations of the Board of Professional Engineers, Architects, and Surveyors of the State of Hawaii



Revisions

No.	Date	By	Description
12-15-95			FINAL DOCUMENTS
10-17-95			OCTOBER COORDINATION
9-15-95			BUILDING PERMIT SET


Sheet Title

PARTIAL BUILDING SECTION

Designed	GL, KJPC
Drawn	TM, PR, M, BT, DJ
Checked	RZ, OR, HM
Date	8-14-95
Job No.	50036 029
Sheet No.	

1 PARTIAL SECTION AT LOBBY LOOKING SW
A4.22 1/8" = 1'-0"





Hawai'i Convention Center

Convention Center Authority
Honolulu, HI

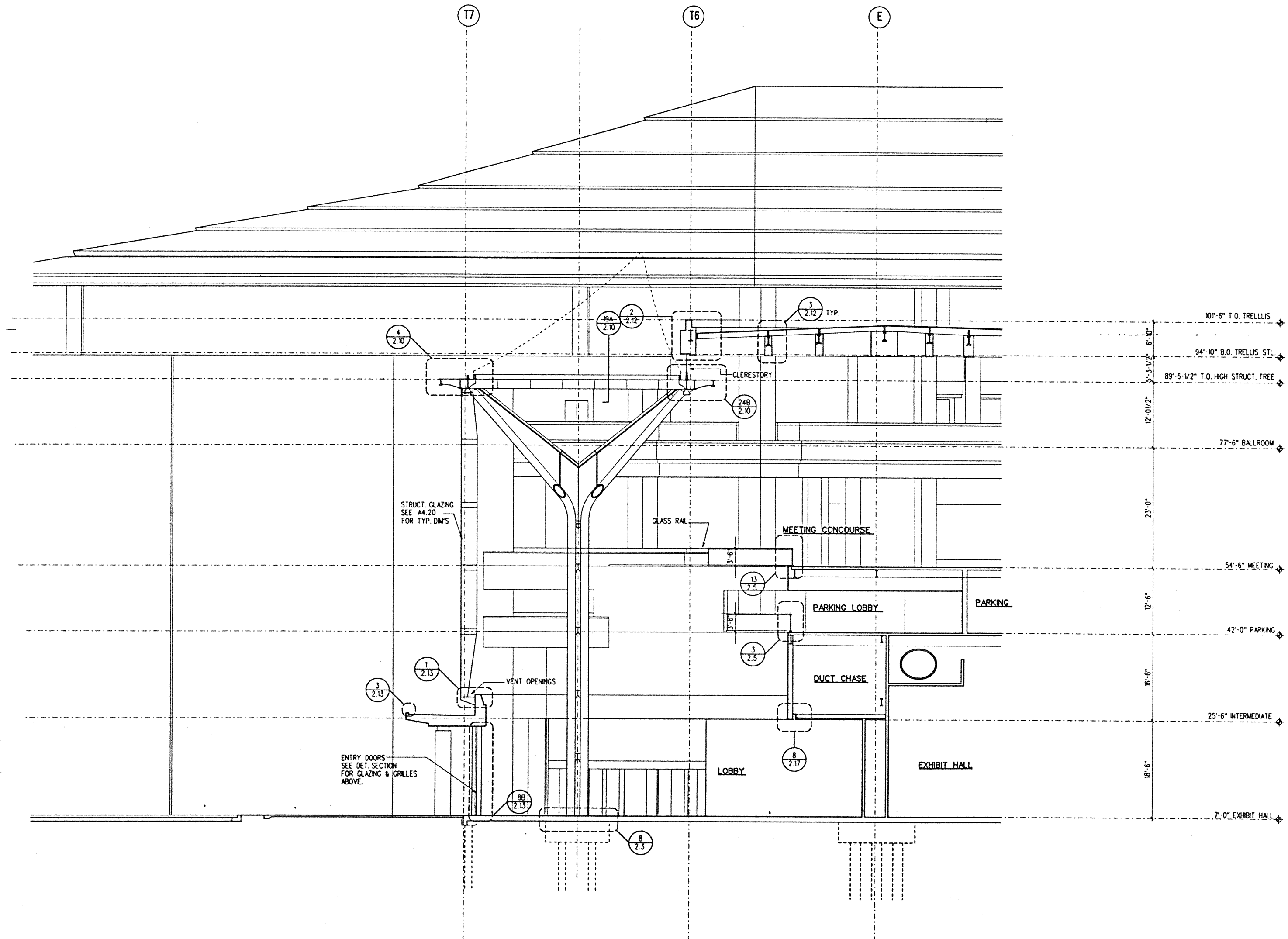
Wimberly Allison Tong & Goo, Inc.
Honolulu, HI

in association with

Loschky Marquardt & Nesholm
Seattle, WA

NORDIC / PCL
A Joint Venture
Honolulu, HI

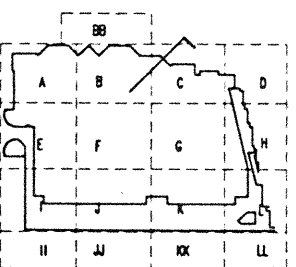
Consultants



The work was prepared by me or under my supervision and construction of the project will be under my observation.

Ernest J. Wanda
Ernest J. Wanda
No. 5043
HAWAII, U.S.A.

Signature is sealed in the Chapter 10 Section 1291 of the Rules and Regulations of the Board of Professional Engineers, Architects and Surveyors of the State of Hawaii.



Revisions

12-15-95	FINAL DOCUMENTS
10-17-95	OCTOBER COORDINATION
9-15-95	BUILDING PERMIT SET

No. Date By Description

Sheet Title


PARTIAL BUILDING SECTION

Designed	GL, KNPC
Drawn	TM, RR, MI, BT, DJ
Checked	RZ, OR, HM
Date	8-14-95
Job No.	93036.02.9

Sheet No.

1 PARTIAL SECTION AT LOBBY LOOKING SE
A4.23 1/8" = 1'-0"





Hawai'i Convention Center

Convention Center Authority
Honolulu, HI

Wimberly Allison Tong & Goo, Inc.
Honolulu, HI

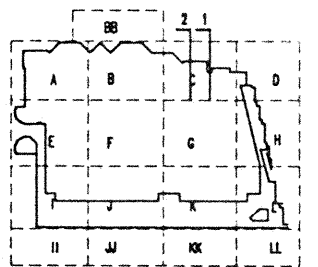
in association with

Loschky Marquardt & Nesholm
Seattle, WA

NORDIC / PCL
A Joint Venture
Honolulu, HI

Consultants

This work was prepared by me or under my supervision and construction of the project will be under my observation.
George J. Williams
L. WATSON
LICENSED PROFESSIONAL ARCHITECT
No. 5343
HAWAII, U.S.A.
Separation is defined in Title 41, Chapter 10, Section 1-2.06 of the Rules and Regulations of the Board of Professional Engineers, Architects, and Surveyors of the State of Hawaii.



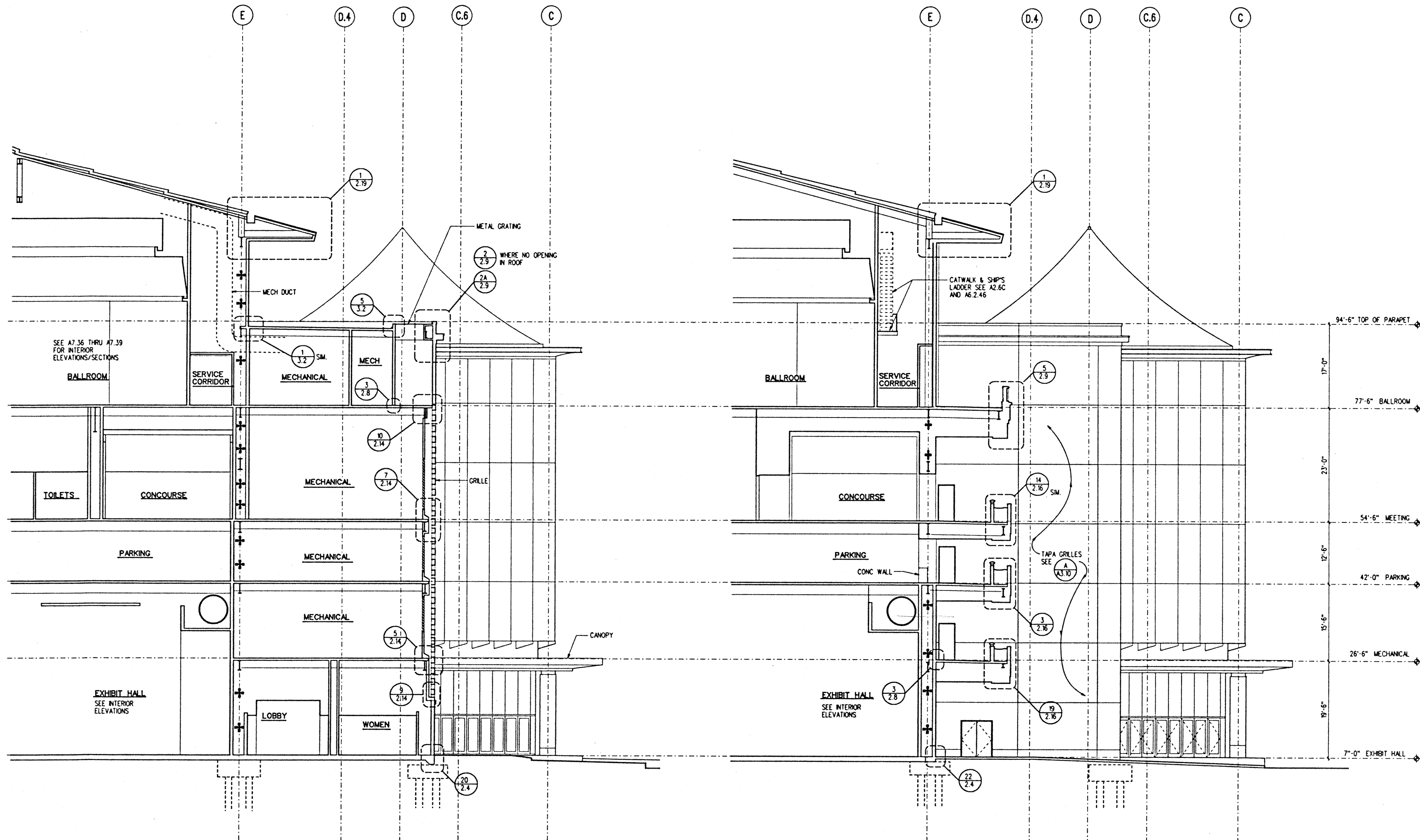
Revisions

12-15-95	FINAL DOCUMENTS
10-17-95	OCTOBER COORDINATION
9-15-95	BUILDING PERMIT SET

No. Date By Description
Sheet Title


PARTIAL
BUILDING
SECTION


Designed	GL, KNPC
Drawn	TM, RPL, MT, BT, DJ
Checked	RZ, OR, HM
Date	8-14-95
Job No.	89038.02.9
Sheet No.	



1 SECTION AT GRID 6.9 NORTH
A4.24 1/8" = 1'-0"

2 SECTION AT GRID 7.4 NORTH
A4.24 1/8" = 1'-0"





Hawai'i Convention Center

Convention Center Authority
Honolulu, HI

Wimberly Allison Tong & Goo, Inc.
Honolulu, HI

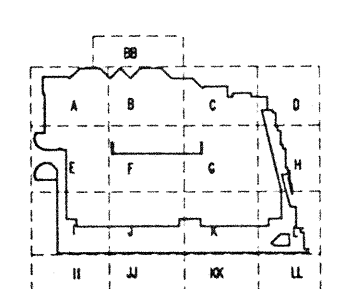
in association with

Loschky Marquardt & Nesholm
Seattle, WA

NORDIC / PCL
A Joint Venture
Honolulu, HI

Consultants

The work was prepared by me or under my supervision and construction of this project will be under my observation.
Robert Williams
No. 5343
HAWAII, U.S.A.
Supervisor as defined in Title 11 Chapter 10 Section 1709 of the Rules and Regulations of the Board of Professional Engineers, Architects and Surveyors of the State of Hawaii.



Revisions

12-15-95	FINAL DOCUMENTS
10-17-95	OCTOBER COORDINATION
9-15-95	BUILDING PERMIT SET

No. Date By Description

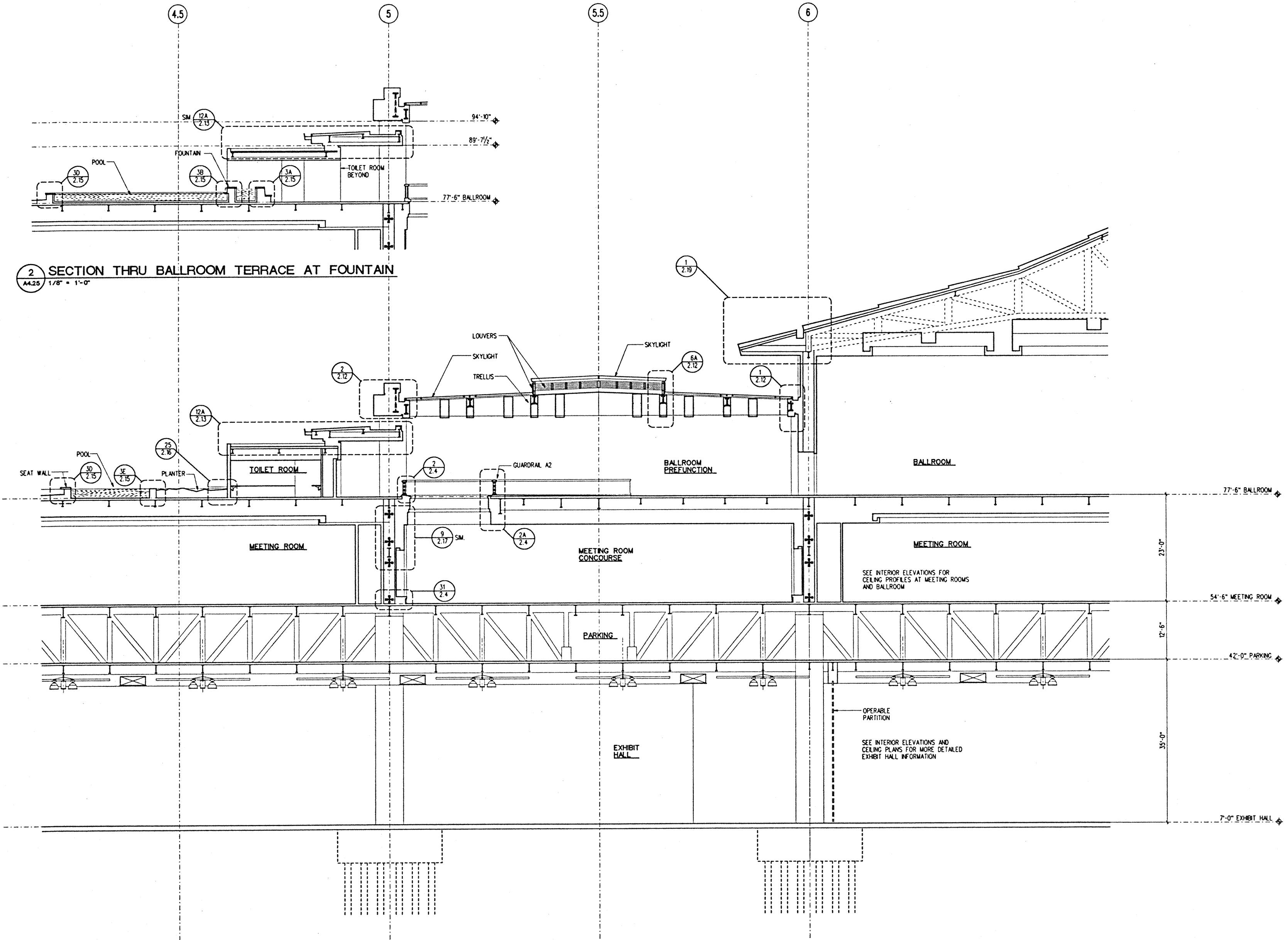
Sheet Title

PARTIAL BUILDING SECTION

Designed	GL, KRPC
Drawn	TM, PR, MI, BT, DJ
Checked	RZ, OR, HM
Date	8-14-95
Job No.	93036.02.9

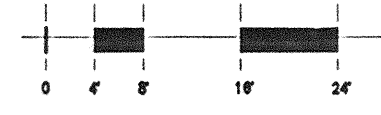
Sheet No.


A 4.25



2 SECTION THRU BALLROOM TERRACE AT FOUNTAIN
A4.25 1/8" = 1'-0"

1 SECTION AT GRID F.4 CONCOURSE
A4.25 1/8" = 1'-0"





Hawai'i Convention Center

Convention Center Authority
Honolulu, HI

Wimberly Allison Tong & Goo, Inc.
Honolulu, HI

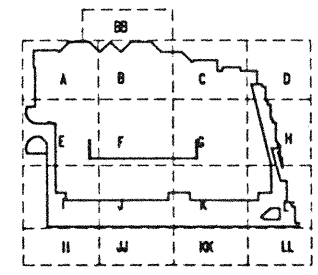
in association with

Loschky Marquardt & Nesholm
Seattle, WA

NORDIC / PCL
A Joint Venture
Honolulu, HI

Consultants

This work was prepared by me or under my supervision and construction of the project will be under my observation.
Ernest T. Watanabe
LICENSED PROFESSIONAL ARCHITECT
No. 5343
HAWAII, U.S.A.



Revisions

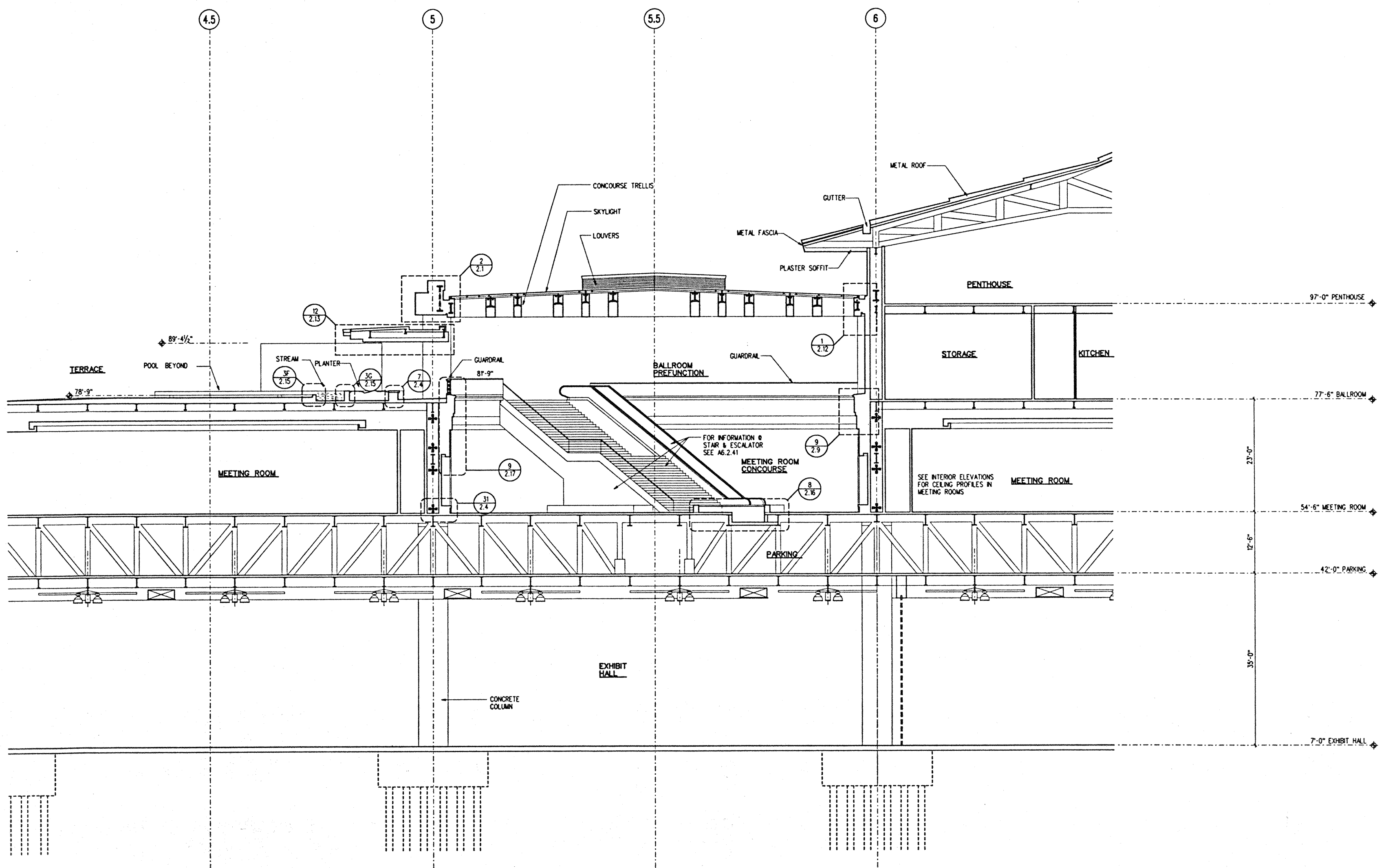
No.	Date	By	Description
12-15-95			FINAL DOCUMENTS
10-17-95			OCTOBER COORDINATION
9-15-95			BUILDING PERMIT SET

Sheet Title


PARTIAL BUILDING SECTION


Designed	GL, KNPC
Drawn	TM, RR, ME, BT, DJ
Checked	RZ, CR, HM
Date	8-14-95
Job No.	83036.02.9
Sheet No.	

A 4.26



1 SECTION AT GRID G.4 CONCOURSE
A4.26 1/8" = 1'-0"





Hawai'i Convention Center

Convention Center Authority
Honolulu, HI


Wimberly Allison Tong & Goo, Inc.
Honolulu, HI

in association with

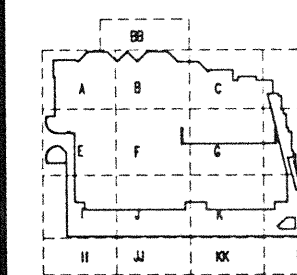
Loschky Marquardt & Nesholm
Seattle, WA

NORDIC / PCL
A Joint Venture
Honolulu, HI

Consultants



This work was prepared by me or under my supervision and construction of this project will be under my observation.
Eugene I. Watamani
Supervisor as defined in Title 19, Chapter 19, Section 19-10 of the Rules and Regulations of the Board of Professional Engineers, Architects, and Surveyors of the State of Hawaii.



Revisions

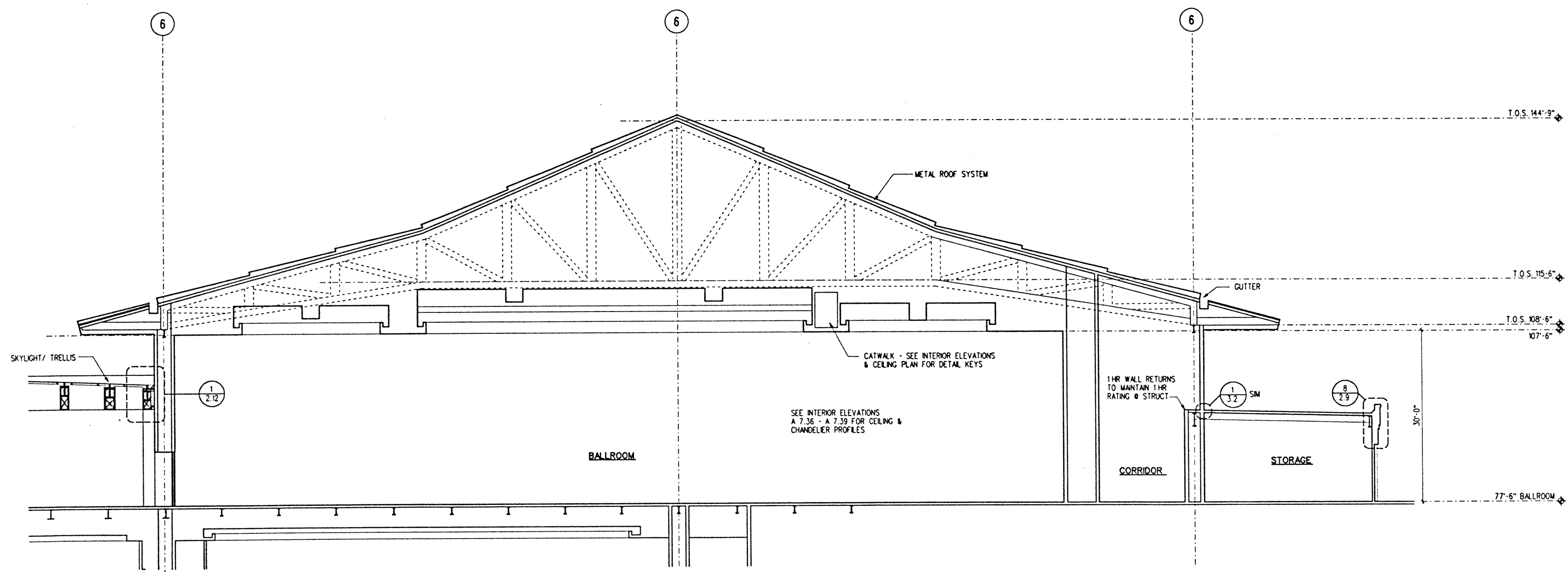
12-15-95	FINAL DOCUMENTS
10-17-95	OCTOBER COORDINATION
8-15-95	BUILDING PERMIT SET

No.	Date	By	Description


Sheet Title
PARTIAL BUILDING SECTION


Designed	GL, KNPC
Drawn	TM, PR, ML, BT, DJ
Checked	RZ, OR, HM
Date	8-14-95
Job No.	90026 02 9
Sheet No.	

A 4.27



1 SECTION AT BALLROOM ROOF GRID F
A4.27 1/8" = 1'-0"





Hawai'i Convention Center

Convention Center Authority
Honolulu, HI

Wimberly Allison Tong & Goo, Inc.
Honolulu, HI

in association with

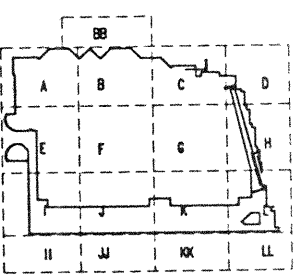
Loschky Marquardt & Nesholm
Seattle, WA

NORDIC / PCL
A Joint Venture
Honolulu, HI

Consultants



This work was prepared by me or under my supervision and construction of this project will be under my observation.
Supervision is defined in Title 10, Chapter 10, Section 1.2(b) of the Rules and Regulations of the Board of Professional Engineers, Architects, and Surveyors of the State of Hawaii.



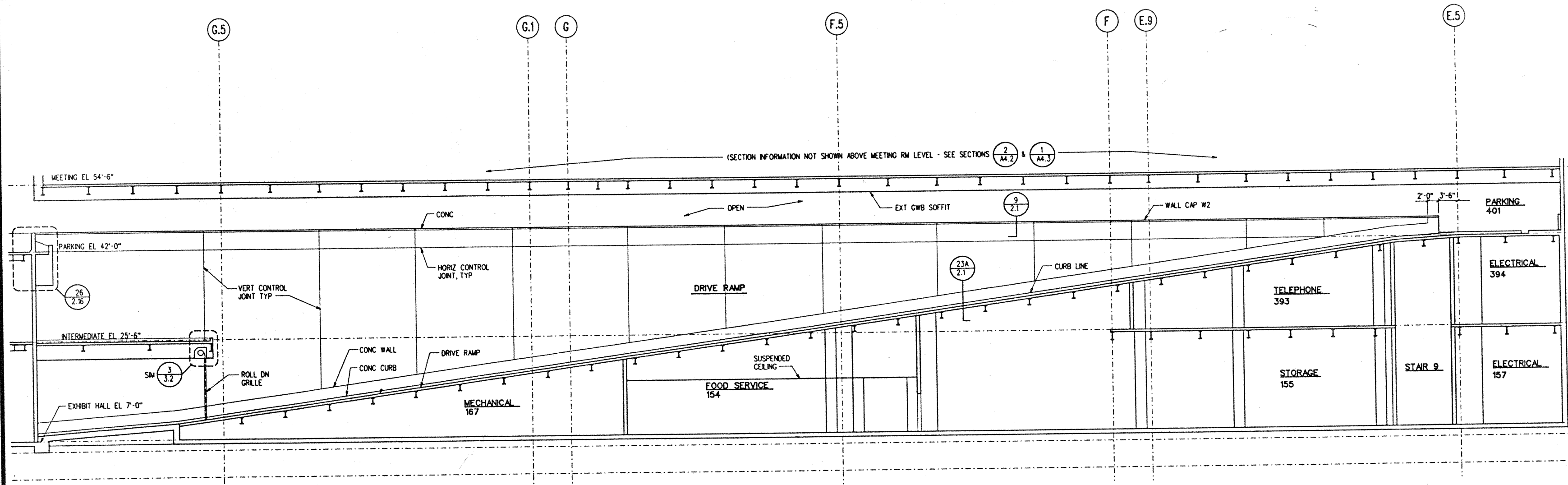
Revisions

No.	Date	By	Description
12-15-95			FINAL DOCUMENTS
10-17-95			OCTOBER COORDINATION
9-15-95			BUILDING PERMIT SET

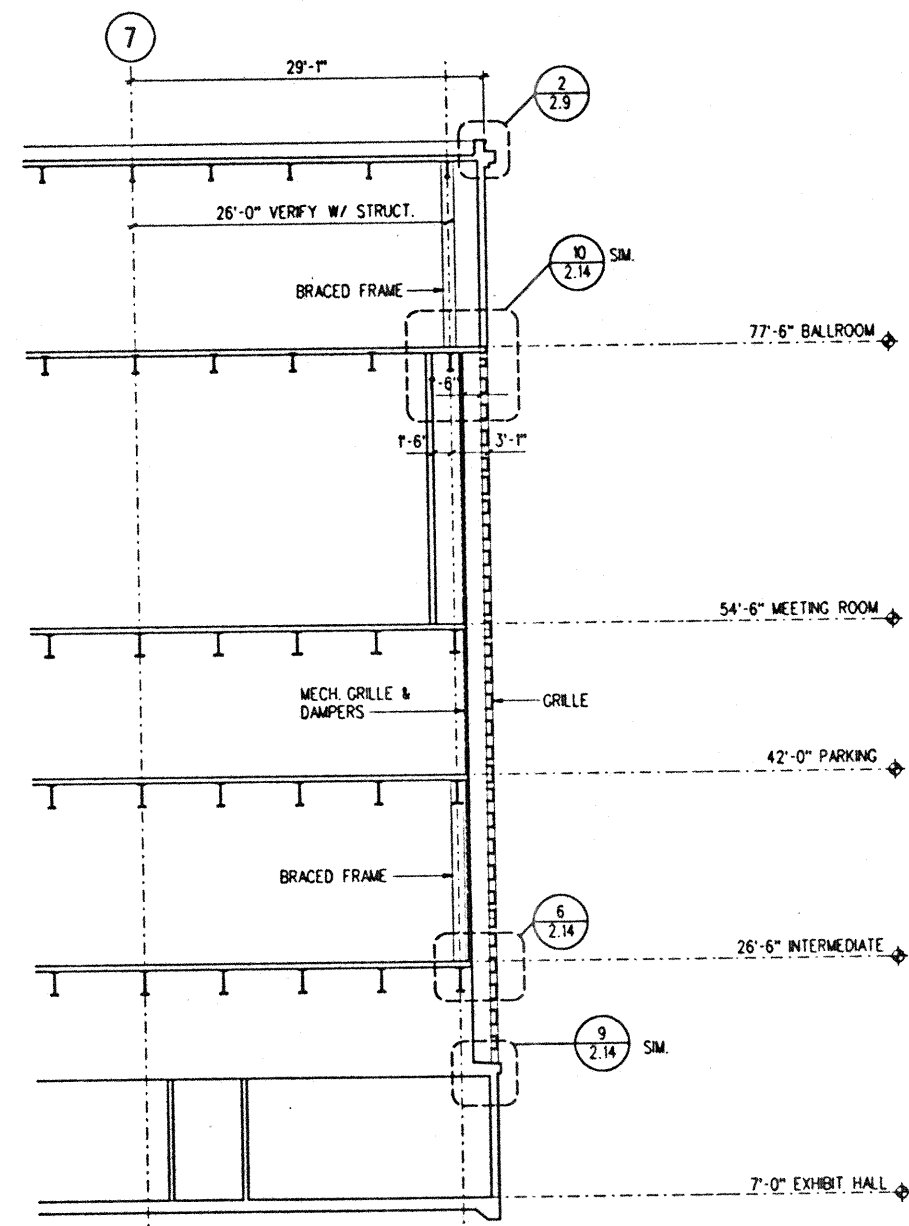
Sheet Title

PARTIAL BUILDING SECTION

Designed	GL, K/PC
Drawn	TM, RR, ML, BT, DJ
Checked	RZ, OR, HM
Date	8-14-95
Job No.	93036.02.9
Sheet No.	



2 PARTIAL SECTION AT GRID 11.5
A4.28 1/8" = 1'-0"



1 SECTION THRU MECH. TOWER AT D.2
A4.28 1/8" = 1'-0"

