

# Hawai'i Convention Center

## Final Documents

**DESIGN BUILDER :**

NORDIC / PCL  
A Joint Venture  
Honolulu, HI

**CIVIL / ENVIRONMENTAL :**

WILSON OKAMOTO & ASSOCIATES, INC.  
Honolulu, HI

**V.A.C. / ELECTRICAL / PLUMBING :**

SYSKA & HENNESSY  
Los Angeles, CA

**AV / ACOUSTICAL :**

McKAY CONANT BROOK, INC.  
Tarzana, CA

**SECURITY / TELECOMMUNICATIONS :**

CON-TECH CONSULTANTS  
Dublin, CA

**ARCHITECTS :**

WIMBERLY ALLISON TONG & GOO, INC.  
Honolulu, HI

**LANDSCAPE ARCHITECT :**

WALTERS KIMURA MOTODA  
Honolulu, HI

**V.A.C. DESIGN BUILDER:**

CRITCHFIELD MECHANICAL  
Menlo Park, CA

**ENERGY CODE :**

DOUGLAS V. MACMAHON  
Honolulu, HI

**LIFE SAFETY :**

ROBERT J. PIELOW ASSOCIATES  
Olathe, KS

LOSCHKY MARQUARDT & NESOLM  
Seattle, WA

**ELECTRICAL DESIGN BUILDER:**

LUDVIK ELECTRIC COMPANY  
Englewood, CO

**STRUCTURAL CONSULTANT :**

SKILLING WARD MAGNUSSON BARKSHIRE, INC.  
Seattle, WA

**LIGHTING :**

HORTON-LEES LIGHTING DESIGN, INC.  
San Francisco, CA

**PLUMBING DESIGN BUILDER:**


SCOTT COMPANY  
San Leandro, CA

**FOOD SERVICE :**

FSA DESIGN  
Los Angeles, CA

**VERTICAL TRANSPORTATION :**

SYSKA & HENNESSY  
San Francisco, CA



### Hawai'i Convention Center

Convention Center Authority  
Honolulu, HI

Wimberly Allison Tong & Goo, Inc.  
Honolulu, HI

in association with

Loschky Marquardt & Nesholm  
Seattle, WA

NORDIC / PCL  
A Joint Venture  
Honolulu, HI

Consultants

# Electrical

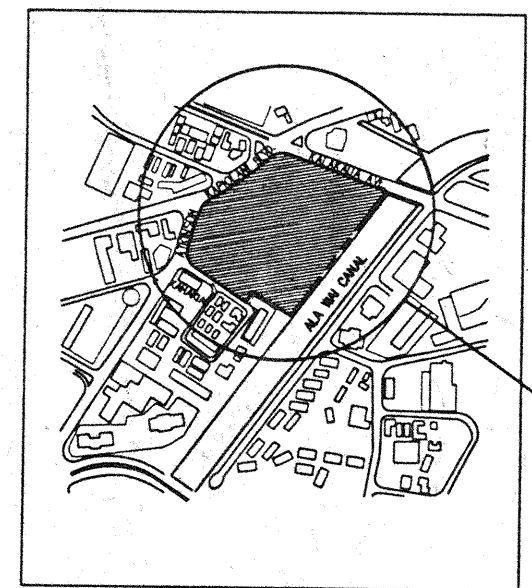
**CODE INFORMATION**

**SITE INFORMATION**

TAX MAP KEY: 2-3-35:1  
LAND AREA OF PROJECT: 9.7 ACRES  
CITY AND COUNTY OF HONOLULU ZONING DESIGNATION: BMX-3

**BUILDING INFORMATION**

**BUILDING CODE:** UNIFORM BUILDING CODE  
1991 EDITION AND CHAPTER 5 (AMENDMENTS)  
**TYPE OF CONSTRUCTION:** TYPE 1 - FIRE-RESISTIVE  
**BUILDING HEIGHT:** TOP FLOOR HEIGHT = 70'-6"  
**NUMBER OF STORIES:** 4  
**PARKING:** 800 SPACES  
**OCCUPANCY TYPES:** A-21, A-3, B-2, & B-3

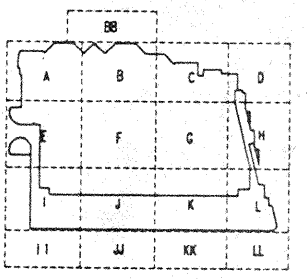


PROJECT LOCATION

VICINITY MAP

This work was prepared by me or under my supervision and construction of this project will be under my observation.

Professional Seal of the State of Hawaii, License No. 10000, State of Hawaii



Revisions

No.	Date	By	Description
12/15/95			FINAL DOCUMENTS
10/17/95			OCTOBER COORDINATION
9/15/95			BUILDING PERMIT SET

Sheet Title

COVER SHEET:  
ELECTRICAL

Designed	GL / KNPC
Drawn	
Checked	SPK / EW
Date	8 / 14 / 95
Job No.	93214
Sheet No.	

**ELECTRICAL**

E1.0 Electrical Power & Electrical Lighting Drawing Index  
E1.1 Symbols, Legend, and Notes

**SITE PLAN**

EP2.1 Site Plan - Power

**FOR REFERENCE ONLY**

EP.2.0.0 Utilidor Level Power Plan  
EP.2.0.1 Exhibit Hall Level Power Plan  
EP.2.0.2 Intermediate Level Power Plan  
EP.2.0.3 Parking Level Power Plan  
EP.2.0.4 Meeting Room Level Power Plan  
EP.2.0.5 BallRoom Level Power Plan  
EP.2.0.6 Penthouse Level Power Plan

**UTILIDOR PLANS**

EP2.0A Utilidor Sector A Floor Plan - Power  
EP2.0B Utilidor Sector B Floor Plan - Power  
EP2.0C Utilidor Sector C Floor Plan - Power  
EP2.0D Utilidor Sector D Floor Plan - Power  
EP2.0E Utilidor Sector E Floor Plan - Lighting & Power  
EP2.0F Utilidor Sector F Floor Plan - Lighting & Power  
EP2.0G Utilidor Sector G Floor Plan - Lighting & Power  
EP2.0H Utilidor Sector H Floor Plan - Lighting & Power  
EP2.0I Utilidor Sector I Floor Plan - Power  
EP2.0J Utilidor Sector J Floor Plan - Power  
EP2.0K Utilidor Sector K Floor Plan - Power  
EP2.0L Utilidor Sector L Floor Plan - Power

**EXHIBIT LEVEL POWER PLANS**

EP2.1A Exhibit Level Sector A Floor Plan - Power  
EP2.1B Exhibit Level Sector B Floor Plan - Power  
EP2.1C Exhibit Level Sector C Floor Plan - Power  
EP2.1D Exhibit Level Sector D Floor Plan - Power  
EP2.1E Exhibit Level Sector E Floor Plan - Power  
EP2.1F Exhibit Level Sector F Floor Plan - Power  
EP2.1G Exhibit Level Sector G Floor Plan - Power  
EP2.1H Exhibit Level Sector H Floor Plan - Power  
EP2.1I Exhibit Level Sector I Floor Plan - Power  
EP2.1J Exhibit Level Sector J Floor Plan - Power  
EP2.1K Exhibit Level Sector K Floor Plan - Power  
EP2.1L Exhibit Level Sector L Floor Plan - Power  
EP2.1BB Exhibit Level Sector BB Floor Plan - Power  
EP2.1AA Administration Level At EL19.0' Sector A Floor Plan - Power

**INTERMEDIATE LEVEL POWER PLANS**

EP2.2A Intermediate Level Sector A Floor Plan - Power  
EP2.2B Intermediate Level Sector B Floor Plan - Power  
EP2.2C Intermediate Level Sector C Floor Plan - Power  
EP2.2D Intermediate Level Sector D Floor Plan - Power  
EP2.2E Intermediate Level Sector E Floor Plan - Power  
EP2.2F Intermediate Level Sector F Floor Plan - Power  
EP2.2G Intermediate Level Sector G Floor Plan - Power  
EP2.2H Intermediate Level Sector H Floor Plan - Power  
EP2.2I Intermediate Level Sector I Floor Plan - Power  
EP2.2J Intermediate Level Sector J Floor Plan - Power  
EP2.2K Intermediate Level Sector K Floor Plan - Power  
EP2.2L Intermediate Level Sector L Floor Plan - Power

**PARKING LEVEL POWER PLANS**

EP2.3A Parking Level Sector A Floor Plan - Power  
EP2.3B Parking Level Sector B Floor Plan - Power  
EP2.3C Parking Level Sector C Floor Plan - Power  
EP2.3D Parking Level Sector D Floor Plan - Power  
EP2.3E Parking Level Sector E Floor Plan - Power  
EP2.3F Parking Level Sector F Floor Plan - Power  
EP2.3G Parking Level Sector G Floor Plan - Power  
EP2.3H Parking Level Sector H Floor Plan - Power  
EP2.3I Parking Level Sector I Floor Plan - Power  
EP2.3J Parking Level Sector J Floor Plan - Power  
EP2.3K Parking Level Sector K Floor Plan - Power  
EP2.3L Parking Level Sector L Floor Plan - Power

**MEETING ROOM LEVEL POWER PLANS**

EP2.4A Meeting Room Level Sector A Floor Plan - Power  
EP2.4B Meeting Room Level Sector B Floor Plan - Power  
EP2.4C Meeting Room Level Sector C Floor Plan - Power  
EP2.4D Meeting Room Level Sector D Floor Plan - Power  
EP2.4E Meeting Room Level Sector E Floor Plan - Power  
EP2.4F Meeting Room Level Sector F Floor Plan - Power  
EP2.4G Meeting Room Level Sector G Floor Plan - Power  
EP2.4H Meeting Room Level Sector H Floor Plan - Power  
EP2.4I Meeting Room Level Sector I Floor Plan - Power  
EP2.4J Meeting Room Level Sector J Floor Plan - Power  
EP2.4K Meeting Room Level Sector K Floor Plan - Power  
EP2.4L Meeting Room Level Sector L Floor Plan - Power

**BALL ROOM LEVEL POWER PLANS**

EP2.5A BallRoom Level Sector A Floor Plan - Power  
EP2.5B BallRoom Level Sector B Floor Plan - Power  
EP2.5C BallRoom Level Sector C Floor Plan - Power  
EP2.5D BallRoom Level Sector D Floor Plan - Power  
EP2.5E BallRoom Level Sector E Floor Plan - Power  
EP2.5F BallRoom Level Sector F Floor Plan - Power  
EP2.5G BallRoom Level Sector G Floor Plan - Power  
EP2.5H BallRoom Level Sector H Floor Plan - Power  
EP2.5I BallRoom Level Sector I Floor Plan - Power  
EP2.5J BallRoom Level Sector J Floor Plan - Power  
EP2.5K BallRoom Level Sector K Floor Plan - Power  
EP2.5L BallRoom Level Sector L Floor Plan - Power

**PENTHOUSE LEVEL POWER PLANS**

EP2.6C Penthouse Level Sector C Floor Plan - Power  
EP2.6G Penthouse Level Sector G Floor Plan - Power  
EP2.6I Penthouse Level Sector I Floor Plan - Power  
EP2.6J Penthouse Level Sector J Floor Plan - Power  
EP2.6K Penthouse Level Sector K Floor Plan - Power

**ENLARGED KITCHEN POWER PLANS**

EK3.1 Exhibit Hall Level Staging Areas "A" & "B" Enlarged Plan - Power  
EK3.2 Exhibit Hall Level Staging Areas "C" & "East" Enlarged Plan - Power  
EK3.3 Intermediate Level Commissary (West) Enlarged Plan - Power  
EK3.4 Meeting Room Level West And East Pantry Kitchen And Parking Level Board Room Pantry Enlarged Plan - Power  
EK3.5 BallRoom / Terrace Level Main Kitchen Enlarge Plan - Power  
EK3.6 BallRoom / Terrace Level Main Kitchen Enlarge Plan - Power  
EK3.7 BallRoom / Terrace Level Pantry / Bar And Intermediate Level Commissary (East) - Power

**DIAGRAM/DETAILS**

E4.1 Special Outlets Floor Box Plan Type "A"  
E4.2 Special Outlets Floor Box Section  
E4.3 Special Outlets Floor Box Cover  
E4.4 Special Outlets Floor Box Details  
E4.5 Special Outlets Floor Box Details  
E4.6 Special Outlets Types D,E,F,G,H,I,J  
E5.1 One Line Diagram-Central Plant  
E5.2 One Line Diagram-NW Quadrant "MSA"  
E5.3 One Line Diagram-NE Quadrant "MSB"  
E5.4 One Line Diagram-SW Quadrant "MSC"  
E5.5 One Line Diagram-SE Quadrant "MSD"  
E5.6 One Line Diagram-Plug in Busduct Detail  
E5.7 Details  
E5.8 Details  
E5.9 Details  
E6.1 System Interconnection Diagram And Details  
E7.1 Fire Alarm Riser Diagram

**FOR REFERENCE ONLY**

EL2.0.1 Exhibit Hall Level Lighting Plan  
EL2.0.2 Intermediate Level Lighting Plan  
EL2.0.3 Parking Level Lighting Plan  
EL2.0.4 Meeting Room Level Lighting Plan  
EL2.0.5 BallRoom Level Lighting Plan  
EL2.0.6 Penthouse Level Lighting Plan

**EXHIBIT LEVEL LIGHTING PLANS**

EL2.1A Exhibit Level Sector A Floor Plan - Lighting  
EL2.1B Exhibit Level Sector B Floor Plan - Lighting  
EL2.1C Exhibit Level Sector C Floor Plan - Lighting  
EL2.1D Exhibit Level Sector D Floor Plan - Lighting  
EL2.1E Exhibit Level Sector E Floor Plan - Lighting  
EL2.1H Exhibit Level Sector H Floor Plan - Lighting  
EL2.1I Exhibit Level Sector I Floor Plan - Lighting  
EL2.1J Exhibit Level Sector J Floor Plan - Lighting  
EL2.1K Exhibit Level Sector K Floor Plan - Lighting  
EL2.1L Exhibit Level Sector L Floor Plan - Lighting  
EL2.1BB Exhibit Level Sector BB Floor Plan - Lighting  
EL2.1AA Administration Level At EL19.0' Sector A Floor Plan - Lighting

**INTERMEDIATE LEVEL LIGHTING PLANS**

EL2.2A Intermediate Level Sector A Floor Plan - Lighting  
EL2.2B Intermediate Level Sector B Floor Plan - Lighting  
EL2.2C Intermediate Level Sector C Floor Plan - Lighting  
EL2.2D Intermediate Level Sector D Floor Plan - Lighting  
EL2.2E Intermediate Level Sector E Floor Plan - Lighting  
EL2.2F Intermediate Level Sector F Floor Plan - Lighting  
EL2.2G Intermediate Level Sector G Floor Plan - Lighting  
EL2.2H Intermediate Level Sector H Floor Plan - Lighting  
EL2.2I Intermediate Level Sector I Floor Plan - Lighting  
EL2.2J Intermediate Level Sector J Floor Plan - Lighting  
EL2.2K Intermediate Level Sector K Floor Plan - Lighting  
EL2.2L Intermediate Level Sector L Floor Plan - Lighting

**PARKING LEVEL LIGHTING PLANS**

EL2.3A Parking Level Sector A Floor Plan - Lighting  
EL2.3B Parking Level Sector B Floor Plan - Lighting  
EL2.3C Parking Level Sector C Floor Plan - Lighting  
EL2.3D Parking Level Sector D Floor Plan - Lighting  
EL2.3E Parking Level Sector E Floor Plan - Lighting  
EL2.3F Parking Level Sector F Floor Plan - Lighting  
EL2.3G Parking Level Sector G Floor Plan - Lighting  
EL2.3H Parking Level Sector H Floor Plan - Lighting  
EL2.3I Parking Level Sector I Floor Plan - Lighting  
EL2.3J Parking Level Sector J Floor Plan - Lighting  
EL2.3K Parking Level Sector K Floor Plan - Lighting  
EL2.3L Parking Level Sector L Floor Plan - Lighting

**MEETING ROOM LEVEL LIGHTING PLANS**

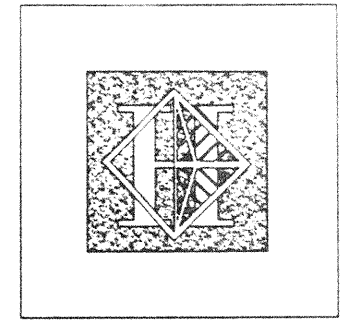
EL2.4A Meeting Room Level Sector A Floor Plan - Lighting  
EL2.4B Meeting Room Level Sector B Floor Plan - Lighting  
EL2.4C Meeting Room Level Sector C Floor Plan - Lighting  
EL2.4D Meeting Room Level Sector D Floor Plan - Lighting  
EL2.4E Meeting Room Level Sector E Floor Plan - Lighting  
EL2.4F Meeting Room Level Sector F Floor Plan - Lighting  
EL2.4G Meeting Room Level Sector G Floor Plan - Lighting  
EL2.4H Meeting Room Level Sector H Floor Plan - Lighting  
EL2.4I Meeting Room Level Sector I Floor Plan - Lighting  
EL2.4J Meeting Room Level Sector J Floor Plan - Lighting  
EL2.4K Meeting Room Level Sector K Floor Plan - Lighting  
EL2.4L Meeting Room Level Sector L Floor Plan - Lighting

**BALL ROOM LEVEL LIGHTING PLANS**

EL2.5A Ball Room Level Sector A Floor Plan - Lighting  
EL2.5B Ball Room Level Sector B Floor Plan - Lighting  
EL2.5BB Ball Room Level Sector BB Floor Plan - Lighting  
EL2.5C Ball Room Level Sector C Floor Plan - Lighting  
EL2.5E Ball Room Level Sector E Floor Plan - Lighting  
EL2.5F Ball Room Level Sector F Floor Plan - Lighting  
EL2.5G Ball Room Level Sector G Floor Plan - Lighting  
EL2.5I Ball Room Level Sector I Floor Plan - Lighting  
EL2.5J Ball Room Level Sector J Floor Plan - Lighting  
EL2.5K Ball Room Level Sector K Floor Plan - Lighting

**PENTHOUSE LEVEL LIGHTING PLANS**

EL2.6B Penthouse Level Sector B Floor Plan - Lighting  
EL2.6F Penthouse Level Sector F Floor Plan - Lighting  
EL2.6G Penthouse Level Sector G Floor Plan - Lighting  
EL2.6I Penthouse Level Sector I Floor Plan - Lighting  
EL2.6J Penthouse Level Sector J Floor Plan - Lighting  
EL2.6K Penthouse Level Sector K Floor Plan - Lighting



**Hawai'i Convention Center**

Convention Center Authority  
Honolulu, HI

Wimberly Allison Tong & Go, Inc.  
Honolulu, HI

In association with

Loeschky Marquardt & Nesholm  
Seattle, WA

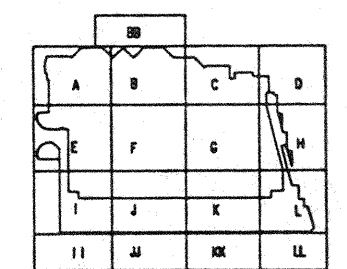
NORDIC / PCL  
A Joint Venture  
Honolulu, HI

**Consultants**

**Syska & Hennessy**  
ENGINEERS  
1980 West Olympic Blvd., Los Angeles, CA 90004  
Telephone (818) 218-0000 Fax (818) 478-7000



**LUDVIK ELECTRIC**  
1700 S. BROADWAY  
DENVER, COLORADO 80202  
(303) 733-3600



**Revisions**

No.	Date	By	Description
12/15/95			FINAL DOCUMENTS
10/17/95			OCTOBER COORDINATION
9/15/95			BUILDING PERMIT SET

**Sheet Title**

**DRAWING INDEX  
VOLUME 4 AND 5**

Designed	MB/OT/TB/VV
Drawn	MB/OT/TB/VV
Checked	N/A
Date	8/15/95
Job No.	83038.02.9
Sheet No.	E 10

SYMBOLS

ABBREVIATIONS

SCHEDULES

	FLUORESCENT CEILING MOUNTED FIXTURE SF1 - INDICATES FIXTURE TYPE o = SWITCH CONTROLLED		TRANSFORMER
	FLUORESCENT WALL MOUNTED FIXTURE		AUTOMATIC TRANSFER SWITCH-4 POLE 400 AMP
	EMERGENCY FLUORESCENT WALL MOUNTED FIXTURE		MOTOR
	EMERGENCY FLUORESCENT CEILING MOUNTED FIXTURE o = SWITCH CONTROLLED		GENERATOR
	FLUORESCENT STRIP FIXTURE		MOTOR CONTROLLER, TYPE B, UNLESS OTHERWISE NOTED
	EMERGENCY FLUORESCENT STRIP FIXTURE		COMBINATION MOTOR CONTROLLER AND UNFUSED DISCONNECT SWITCH- TYPE B - UON.
	INCANDESCENT, COMPACT FLUORESCENT OR H.I.D. CEILING MOUNTED FIXTURE o = SWITCH CONTROLLED		MOTOR RATED TOGGLE SWITCH
	EMERGENCY INCANDESCENT, COMPACT FLUORESCENT OR H.I.D. WALL MOUNTED FIXTURE o = SWITCH CONTROLLED		MOTOR RATED TOGGLE SWITCH WITH THERMAL OVERLOAD PROTECTION
	INCANDESCENT, COMPACT FLUORESCENT OR H.I.D. WALL MOUNTED FIXTURE o = SWITCH CONTROLLED		CEILING MOUNTED SPACE SMOKE DETECTOR
	EMERGENCY INCANDESCENT OR COMPACT FLUORESCENT WALL MOUNTED FIXTURE o = SWITCH CONTROLLED		REMOTE DUCT SMOKE DETECTOR ALARM LIGHT-WALL MOUNTED
	INCANDESCENT ACCENT OR WALL WASH FIXTURE o = SWITCH CONTROLLED		DUCT SMOKE DETECTOR
	CEILING EXIT LIGHT-DIRECTIONAL ARROWS WHERE INDICATED, SHADED AREAS INDICATE ILLUMINATED FACES		THERMAL DETECTOR RATE-OF-RISE F=FIXED TEMPERATURE
	WALL EXIT LIGHT-DIRECTIONAL ARROWS WHERE INDICATED SHADED AREAS INDICATE ILLUMINATED FACES		SPRINKLER WATER FLOW SWITCH
	TRACK LIGHT.		TAMPER SWITCH
	EXTERIOR LIGHTING FIXTURE (BRACKET TYPE)		MOTORIZED SMOKE DAMPER
	SINGLE POLE TOGGLE SWITCH 2 = DOUBLE POLE 3 = THREE-WAY 4 = FOUR-WAY o = CONTROLLING OUTLET OR FIXTURE "o" D = DOOR K = KEY OPERATED P = WITH PILOT LIGHT T = TIME SWITCH L = LOW VOLTAGE SWITCH		FIRE ALARM PULL STATION
	WALL DIMMER-NUMBER INDICATES WATTAGE RATING		ELECTROMAGNETIC DOOR RELEASE
	DUPLEX CONVENIENCE RECEPTACLE FLUSH WALL MOUNTED E = EMERGENCY POWER		KITCHEN FIRE PROTECTION SYSTEM
	QUADRUPLEX RECEPTACLE FLUSH WALL MOUNTED		"BREAK" GLASS SWITCH
	DUPLEX CONVENIENCE RECEPTACLE FLUSH WALL MOUNTED 6" ABOVE COUNTERTOP TO CENTERLINE		TRUMPET STYLE WALL MOUNTED SPEAKER WITH SEPARATE WALL MOUNTED STROBE LIGHT WHERE INDICATED BY "L".
	SINGLE RECEPTACLE-FLUSH WALL MOUNTED		FIRE ALARM SYSTEM FACP=FIRE ALARM CONTROL PANEL FAA=FIRE ALARM ANNUNCIATOR FATC=FIRE ALARM TERMINAL CABINET FAP-1=FIRE ALARM PANEL NO. 1
	DUPLEX CONVENIENCE RECEPTACLE FLUSH FLOOR MOUNTED		FIRE ALARM WALL STROBE LIGHT
	SPECIAL PURPOSE RECEPTACLE FLUSH WALL MOUNTED		FIRE ALARM CEILING STROBE LIGHT
	PLUG-IN SURFACE METAL RACEWAY		FIRE ALARM WALL SPEAKER L = INDICATES COMBINATION SPEAKER WITH STROBE LIGHT
	CEILING MOUNTED JUNCTION BOX		FIRE ALARM CEILING SPEAKER L = INDICATES COMBINATION SPEAKER WITH STROBE LIGHT H = HIGH POWER OUTPUT SPEAKER
	FLUSH WALL MOUNTED JUNCTION BOX		LIGHTING RELAY PANEL
	SPECIAL OUTLET BOX, LETTER INDICATES TYPE		UNFUSED SWITCH-100 AMP 3 POLE UON
	FLOOR PEDESTAL TYPE SPECIAL PURPOSE RECEPTACLE, LETTER INDICATES TYPE		CIRCUIT BREAKER-100 AMP FRAME/100AMP TRIP, 3 POLE UON LT=LONG TIME SETTING ST=SHORT TIME SETTING I=INSTANTANEOUS SETTING
	DROP CORD WITH SINGLE RECEPTACLE OUTLET		WIRING GUTTER
	FEEDER CONDUIT U.O.N. UTILITY ENCASED CONDUIT U.O.N. CONDUIT TURNING UP		POTENTIAL TRANSFORMER, METER
	CONDUIT TURNING DOWN		VOLTMETER WITH SELECTOR SWITCH FOR EACH PHASE
	CONDUIT STUB UP WITH FLEXIBLE EQUIPMENT CONNECTION		CURRENT TRANSFORMER
	FLEXIBLE EQUIPMENT CONNECTION		AMMETER WITH SELECTOR SWITCH FOR EACH PHASE
	GROUND CONNECTION		FUSED SWITCH 100 AMP SWITCH/100 AMP TYPE "FA" FUSE 3 POLE UON
	CAPPED CONDUIT		LIGHTING ARRESTOR WITH GROUND CONNECTION
	GROUND FAULT RELAY		DEMAND WATT HOUR METER
	GROUND FAULT RELAY		CONTROL WATT HOUR METER
	CONDUIT HOMERUN TO PANELBOARD "1HP-B" WITH CIRCUITS 2,4,6		SECTION A-A
	1/2" CONDUIT WITH 2#12 WIRES		MECHANICAL EQUIPMENT/MOTOR NUMBER
	1/2" CONDUIT WITH 3#12 WIRES		DETAIL REFERENCE (1-DETAIL NUMBER, E2.3.1-DWG. NUMBER)
	1/2" CONDUIT WITH 4#12 WIRES		
	3/4" CONDUIT WITH 5#12 WIRES		
	3/4" CONDUIT WITH 6#12 WIRES		
	3/4" CONDUIT WITH 7#12 WIRES		
	CONDUIT HOMERUN TO MCC, REFER TO SCHEDULE FOR CONDUIT AND WIRE SIZES		
	CABLE TRAY		
	PULLBOX		
	DISCONNECT SWITCH-100A SWITCH, 60A FUSE UNFUSED EXCEPT WHERE FUSE SIZE IS INDICATED, 3 POLE EXCEPT WHERE NOTED		
	SURFACE MOUNTED PANELBOARD		
	FLUSH MOUNTED PANELBOARD		
	DIMMING SYSTEM CONTROL DEVICES A - DIMMER RACK B - OPERABLE ROOM DIVIDER C - PRESET STATION D - PRESET CONTROLLER E - ROOM ENTRY STATION F - THEATRICAL RECEPTACLE R - CEILING RECEIVER		

A	AMPERE	ID	INSIDE DIAMETER
AFF	ABOVE FINISHED FLOOR	J	JUNCTION BOX
AL	ALUMINUM	JB	JUNCTION BOX
AMM	AMMETER	K	KILOVOLT
ASYM	ASYMMETRICAL	KW	KILOWATT
ATS	AUTOMATIC TRANSFER SWITCH	KWH	KILOWATT HOUR
AWG	AMERICAN WIRE GAUGE	L	LIGHTING
BG	BREAK GLASS SWITCH	LTG	LIGHTING
BCB	BRANCH CIRCUIT BREAKER	M	MOTOR CONTROLLER
BL	BASIC IMPULSE LEVEL	MCC	MOTOR CONTROL CENTER
BLDG	BUILDING	MCM	THOUSAND CIRCULAR MILS
C	CONDUIT	MH	MANHOLE
CB	CIRCUIT BREAKER	MIC	MICROPHONE
CCTV	CLOSED CIRCUIT TELEVISION	MTD	MOUNTED
CKT	CIRCUIT	N	NEUTRAL
CLG	CEILING	NF	NON-FUSED
CO	CONDUIT ONLY	NTS	NOT TO SCALE
COMM	COMMUNICATION	O	ON CENTER
CONT	CONTINUATION	P	POLE
CT	CURRENT TRANSFORMER	PB	PULL BOX
CJ	COPPER	PH	PHASE
CW	COLD WATER MAIN	PHL	PANEL
D	DISCONNECT	R	RECEPTACLE
DN	DOWN	RMS	ROOT MEAN SQUARE
DP	DISTRIBUTION PANELBOARD	S	SMOKE DETECTOR
DT	DUST TIGHT	SD	SPECIFICATION
DWG	DRAWING	SW	SWITCH
E	EACH	SWBD	SWITCHBOARD
EA	ELECTRICAL CLOSET	SWGR	SWITCHGEAR
EC	ELEVATION	T	TELEPHONE
EL	ELECTRICAL	TR	TRANSFORMER
ELEV	ELEVATOR	TYP	TYPICAL
EMER	EMERGENCY	U	UNLESS OTHERWISE NOTED
EQUIP	EQUIPMENT	V	VOLT OR VOLTAGE
ESC	ESCALATOR	VA	VOLT AMPERE
EW	ELECTRIC WATER HEATER	VM	VOLTMETER
F	FUSE	W	WALL
FA	FIRE ALARM	W	WALL
FIXT	FIXTURE	X	FLUSH WALL
FLUOR	FLUORESCENT	L	FLUSH WALL
G	GENERATOR	M	NOT USED
GRD	GROUND	N	NOT USED
GEN	GENERATOR	P	POLE
GFI/G	GROUND FAULT INTERRUPTER	Q	QUADRUPLEX
H	HORSEPOWER	R	RECEPTACLE
HP	HORSEPOWER	S	SPECIAL PURPOSE
HV	HIGH VOLTAGE		
HZ	HERTZ		

TRANSFORMER SCHEDULE  
480-208/120V-3P

KVA	AMPS	SECONDARY	
		FEEDER	GROUND ELECTRODE CONDUCTOR
2.8	15	4#6-3/4"C.	1#8-1/2"C.
4.0	30	4#2-1 1/4"C.	1#8-1/2"C.
3.1	45	4#1/0-1 1/2"C.	1#8-1/2"C.
3.0	75	4#4/0-2"C.	1#2-3/4"C.
4.6	112.5	4-500MCM-3"C.	1#1/0-1"C.
5.5	150	2 SETS(4-250MCM-2 1/2"C.)	1#1/0-1"C.
5.9	225	2 SETS(4-500MCM-3"C.)	1#2/0-1"C.
5.9	300	3 SETS(4-400MCM-3"C.)	1#3/0-1 1/4"C.
5.9	500	5 SETS(4-400MCM-3"C.)	1#3/0-1 1/4"C.

SPECIAL OUTLET BOX SCHEDULE  
(REFERENCE ONLY)

TYPE	CONN.	BREAKER	RECEPT.	VOLTAGE, WIRE	MOUNTING	BOX SPEC.	REMARKS
A	125A	125/3 1-30/3 1-20/3 1-20/1 GFI	125A 30A 20A 20A	208Y/120V,5W 208Y/120V,5W 208Y/120V,5W 120V,3W	FLOOR	CUSTOM	AIR, WATER, DRAIN
B	NOT USED	NOT USED	NOT USED	NOT USED	NOT USED	NOT USED	NOT USED
C	NOT USED	NOT USED	NOT USED	NOT USED	NOT USED	NOT USED	NOT USED
D	60A	---	60A	208Y/120V,5W	WALL	CUSTOM	WEATHERPROOF/ LOCKING
E	100A	---	100A	208Y/120V,5W	WALL	CUSTOM	---
F	100A	---	100A	208Y/120V,5W	WALL	CUSTOM	WEATHERPROOF
G	60A	---	60A	208Y/120V,5W	WALL	CUSTOM	LOCKING
H	30A	---	30A	208Y/120V,5W	FLOOR	STD. 2-GANG ADJUSTABLE	WITH TELEPHONE
H-1	20A	---	20A	120V,3W	FLOOR	STD. 2-GANG ADJUSTABLE	WITH TELEPHONE
I	30A	---	30A	208Y/120V,5W	FLOOR	STD. 2-GANG ADJUSTABLE	WITH A/V
J	---	---	---	---	FLOOR	STD. 2-GANG ADJUSTABLE	A/V ONLY
X	30A	---	30A	208Y/120V,5W	FLUSH WALL	STANDARD	---
L	---	---	---	---	FLUSH WALL	STANDARD 4"x4"	---
M	NOT USED	---	---	---	---	---	---
N	NOT USED	---	---	---	---	---	---
P	30A	---	30A	208Y/120V,5W	FLOOR	STANDARD	WEATHERPROOF
Q	30A	---	30A	208Y/120V,5W	WALL	STANDARD	WEATHERPROOF
R	30A	---	30A	208Y/120V,5W	CEILING	STANDARD	---
S	---	---	---	---	FLUSH WALL	STANDARD 18"x18"x6"	A/V ONLY SS. COVER FLUSH

GENERAL NOTES

- ALL RISERS SHALL BE SUPPORTED ACCORDING TO NEC 300-19.
- WIRING IS SPECIFIED SUCH THAT AMPACITY OF CONDUCTORS SHALL NOT EXCEED 75°C RATING.
- CIRCUIT BREAKERS ARE SPECIFIED SUCH THAT TERMINALS ARE RATED FOR 75°C.
- COORDINATE WITH ARCHITECTURAL DRAWINGS FOR EXACT LOCATIONS, MOUNTING HEIGHT OF LIGHTING FIXTURES AND OUTLETS.
- REFER TO ELECTRICAL DETAILS (SPECIFICATION SECTION 16140) FOR INSTALLATION OF WALL OUTLET BOXES AT MEETING ROOMS, BALLROOM AND ADMINISTRATIVE OFFICES. THESE OUTLETS SHALL BE HORIZONTALLY SEPARATED AND NOT TO BE INSTALLED IN SAME STUO CAVITY.
- EACH BUILDING SERVICE SHALL BE TIED TO GROUNDED METAL FRAME OF BUILDING.

NOTES

TYPICAL PANEL DESIGNATION

1HP-U-A

PANEL NUMBER

MAIN SWITCH BOARD DESIGNATION

A MSA  
B MSB  
C MSC  
D MSD  
E MSE  
F MSF

FLOOR LEVEL DESIGNATION

U UTILIDOR  
H EXHIBIT HALL  
M MEZZANINE  
P PARKING  
T MEETING LEVEL  
B BALLROOM  
R ROOF  
C CHILLER PLANT


PANEL TYPE

HP : 480/277V BRANCH CIRCUIT PANEL  
LP : 208/120V BRANCH CIRCUIT PANEL  
DPH : 480/277V DISTRIBUTION PANEL  
DPL : 208/120V DISTRIBUTION PANEL  
MCC : MOTOR CONTROL CENTER  
D : DIMMER PANEL

NOTE :  
LETTER "E" IN FRONT OF PANEL DESIGNATION INDICATES SERVICE FROM EMERGENCY SYSTEM. EXAMPLE 1EHP-MA

BRANCH CIRCUIT WIRING NOTES:

- HOMERUNS WITH NUMBER OF WIRES AND CONDUIT SIZES ARE SHOWN ON PLANS.
- OUTLETS (POWER AND LIGHTING) ARE DESIGNATED WITH THE CIRCUIT NUMBERS.
- CONNECTIONS BETWEEN THE OUTLETS AND NUMBER OF WIRES AND CONDUIT SIZES ARE NOT SHOWN.
- CIRCUIT NUMBERS AFFIXED TO EACH OUTLET SHALL BE FOLLOWED FOR CONNECTING THE PROPER NUMBER OF OUTLETS TO THEIR DESIGNATED CIRCUIT AND FOR DETERMINING THE CORRECT NUMBER OF CONDUCTORS BETWEEN OUTLETS. REFER TO PANEL SCHEDULES (BOUND IN 8 1/2" X 11" FORMAT) FOR NUMBER OF OUTLETS CONNECTED TO EACH CIRCUIT.



Hawaii Convention Center


Convention Center Authority  
Honolulu, HI

Wimberly Allison Tong & Goo, Inc.  
Honolulu, HI

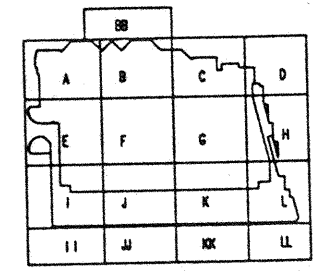
In association with  
Loachky Marquardt & Nesheim  
Seattle, WA

NORDIC / PCL  
A Joint Venture  
Honolulu, HI

Consultants  
Syska & Hennessy  
ENGINEERS  
1920 West Olympic Blvd., Los Angeles, CA 90004  
Telephone: (213) 218-2000 Fax: (213) 474-7000



LUDVIK ELECTRIC  
2900 S. SHOSHONE  
DINGLEWOOD, COLORADO  
80110  
(303) - 781-9601




Revisions

Date	Description
12/15/95	FINAL DOCUMENTS
10/17/95	OCTOBER COORDINATION
9/16/95	BUILDING PERMIT SET
4/7/95	ISSUED FOR FOUNDATION PERMIT

SYMBOLS, LEGENDS AND NOTES

Designed	MB/DT/TS/VV
Drawn	MB/DT/TS/VV
Checked	M/NN
Date	9/15/95
Job No.	93036.029
Sheet No.	E 11



# Hawai'i Convention Center

Convention Center Authority  
Honolulu, HI

Wimberly Allison Tong & Goo, Inc.  
Honolulu, HI

in association with

Loachky Marquardt & Neshom  
Seattle, WA

NORDIC / PCL  
A Joint Venture  
Honolulu, HI

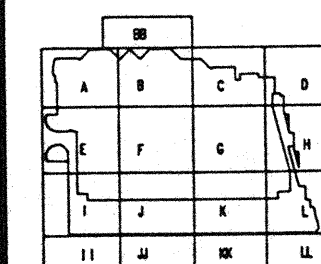
Consultants

**Syska & Hennessey**  
ENGINEERS

3000 West Chapman Blvd., Los Angeles, CA 90048  
Telephone (213) 920-2000 Fax (213) 424-7400



LUDVIK  
ELECTRIC  
2003 S. SHOSHONE  
ENGLEWOOD, COLORADO  
80110  
(303) - 781 - 9601



Revisions

No.	Date	By	Description
12/15/95			FINAL DOCUMENTS
10/17/95			OCTOBER COORDINATION
9/15/95			BUILDING PERMIT SET
4/17/95			ISSUED FOR FOUNDATION PERMIT

Sheet Title

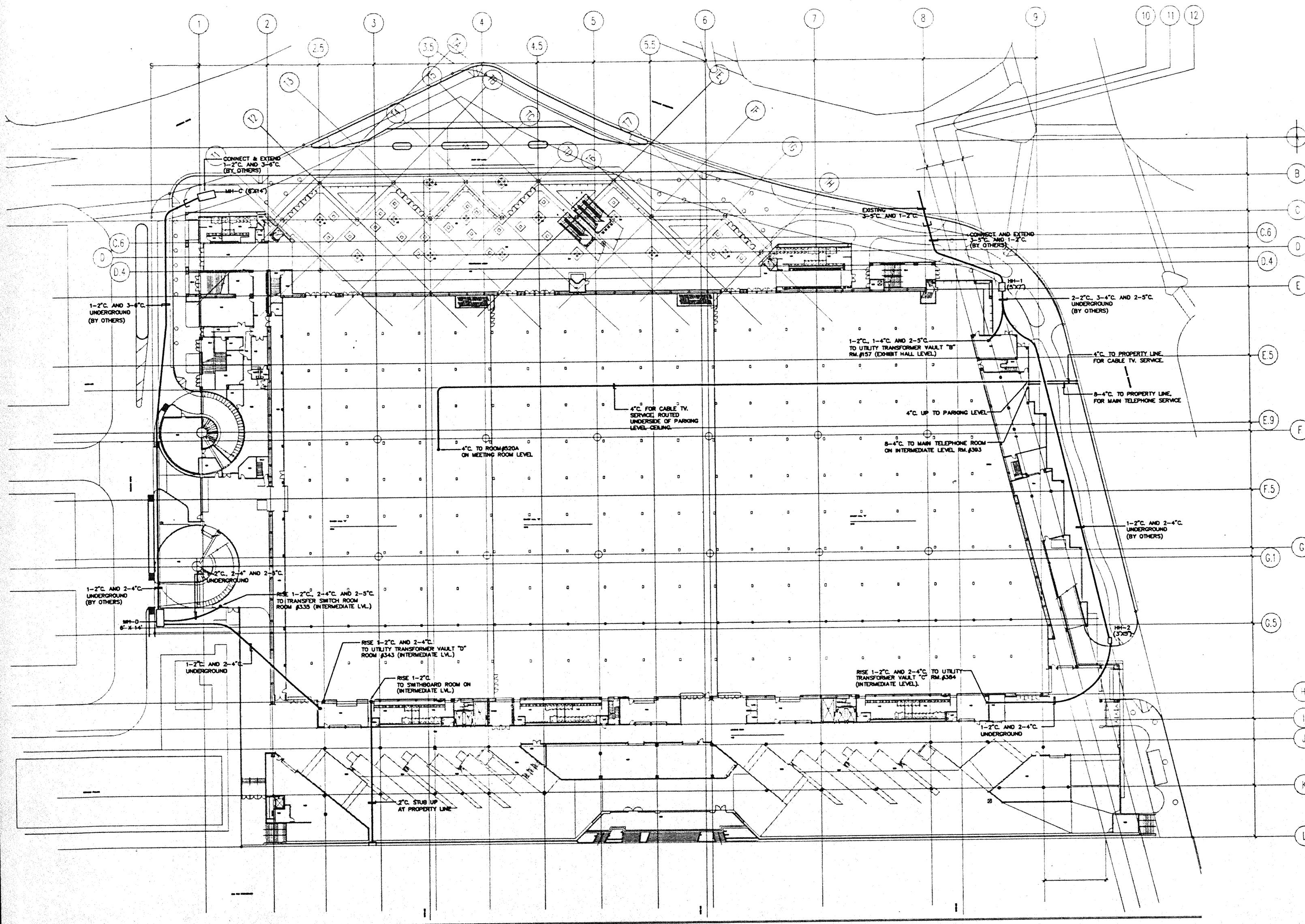
**SITE PLAN - POWER**

Designed	MB/DT/TS/VV
Drawn	MB/DT/TS/VV
Checked	W/AN
Date	9/15/95
Job No.	93038.029

Sheet No.


EP 21

CAD File: p:\proj\hc2\elec\HC2E08IT



NOTE:  
REFER TO "MECO" DRAWINGS FOR EXACT MH, MH, LOCATIONS, CONDUIT SIZES AND ROUTING.

SITE PLAN  
1/32" = 1'-0"



# Hawai'i Convention Center

Convention Center Authority  
Honolulu, HI

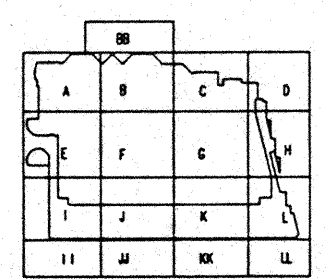

Wimberly Allison Tong & Goo, Inc.  
Honolulu, HI

In association with  
Loechky Marquardt & Neshom  
Seattle, WA

NORDIC / PCL  
A Joint Venture  
Honolulu, HI

Consultants

**Syska & Hennessy**  
ENGINEERS  
1000 West Olympic Blvd., Los Angeles, CA 90004  
Telephone: (213) 291-2000 Fax: (213) 291-7000



Revisions

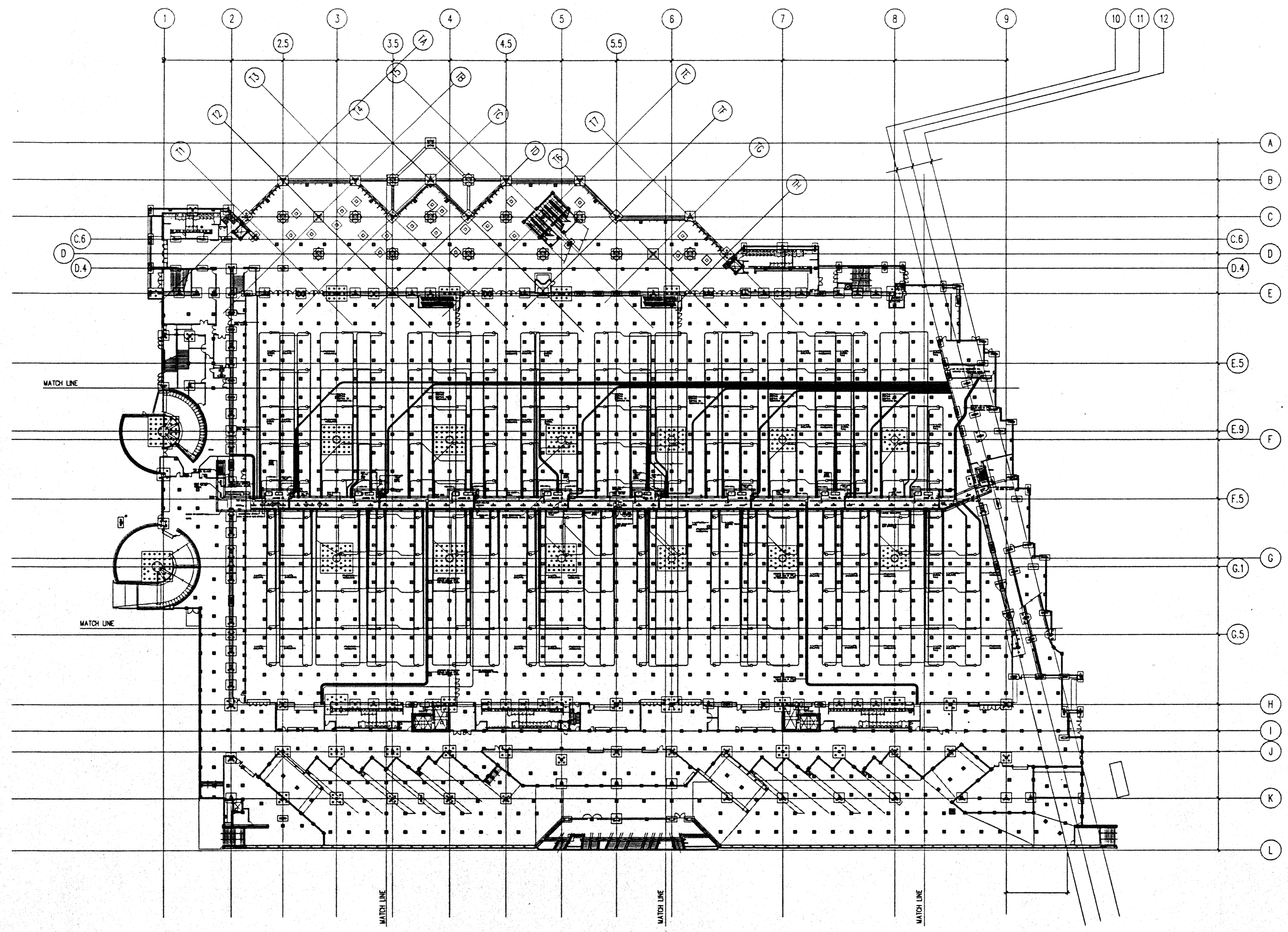
No.	Date	By	Description
12/15/95			FINAL DOCUMENTS
10/17/95			OCTOBER COORDINATION
9/15/95			BUILDING PERMIT SET

Sheet Title

UTILIDOR LEVEL  
POWER PLAN


Designed	MB/OT/TS/VV
Drawn	MB/OT/TS/VV
Checked	N/A/N
Date	9/15/95
Job No.	93036.029
Sheet No.	EP.2.0.0

CAD File: p:\p\h\2\elec\VEFEQUT



FOR REFERENCE ONLY

UTILIDOR LEVEL PLAN  
1/32" = 1'-0"



# Hawai'i Convention Center

Convention Center Authority  
Honolulu, HI

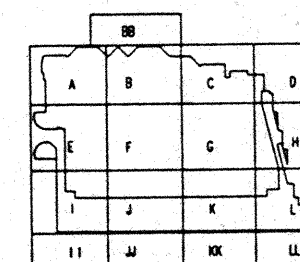
Wimberly Allison Tong & Goo, Inc.  
Honolulu, HI

In association with  
Loschky Marquardt & Neshom  
Seattle, WA

NORDIC / PCL  
A Joint Venture  
Honolulu, HI

Consultants

**Syska & Hennessy**  
ENGINEERS  
1000 West Broadway Blvd., Los Angeles, CA 90015  
Telephone: (213) 251-5500 Fax: (213) 475-7500



Revisions

No.	Date	By	Description
12/15/95			FINAL DOCUMENTS
10/17/95			OCTOBER COORDINATION
9/15/95			BUILDING PERMIT SET

Sheet Title

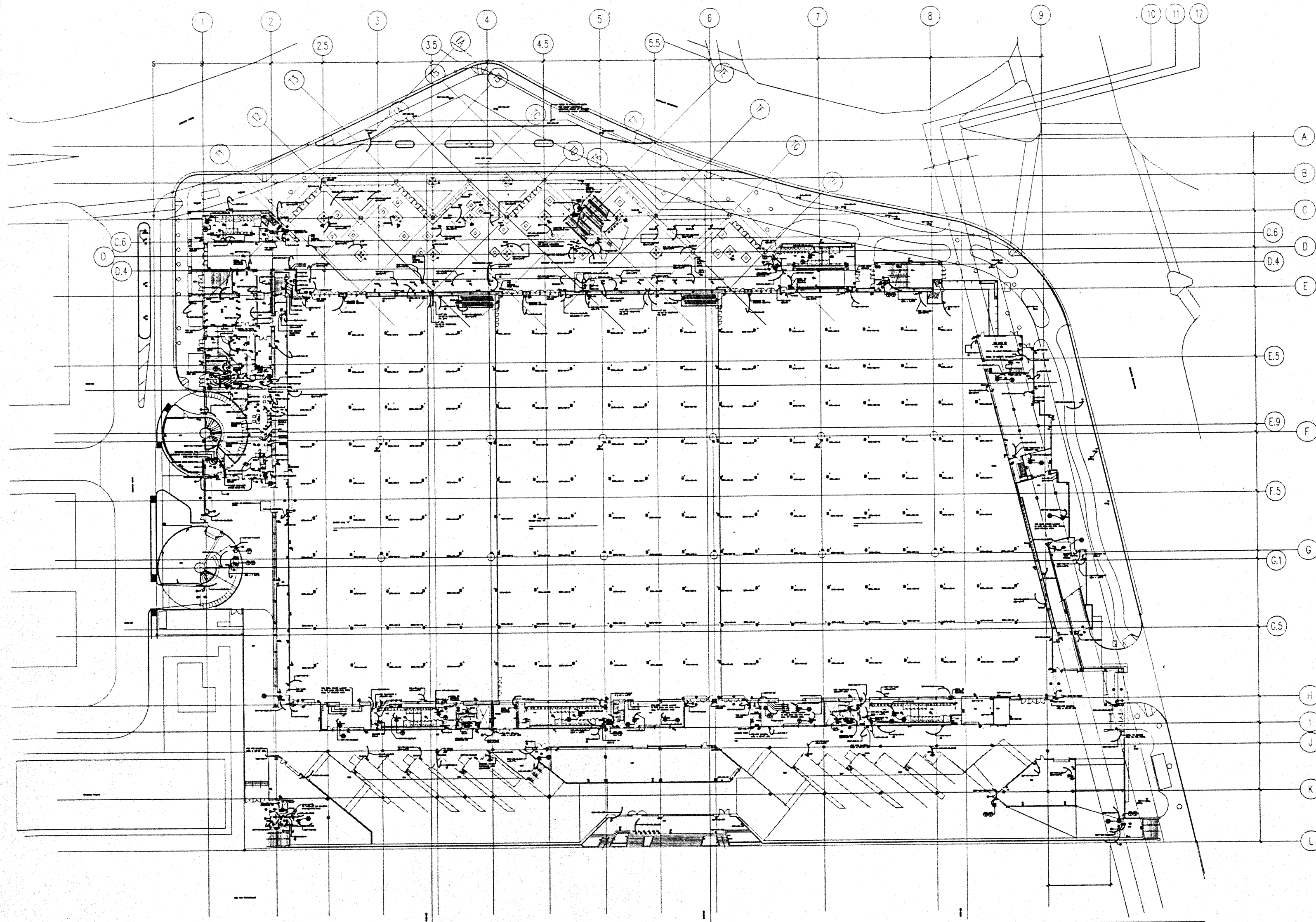
EXHIBIT HALL  
LEVEL  
POWER PLAN

Designed	MB/OT/TS/VV
Drawn	MB/OT/TS/VV
Checked	N/NN
Date	9/15/95
Job No.	93036.029

Sheet No.


EP.2.01

CAD File: p:\prj\hc2\elec\REFEGEX



FOR REFERENCE ONLY

EXHIBIT LEVEL PLAN  
1/32" = 1'-0"



# Hawai'i Convention Center

Convention Center Authority  
Honolulu, HI

Wimberly Allison Tong & Goo, Inc.  
Honolulu, HI

In association with

Loeschky Marquardt & Neshorn  
Seattle, WA

NORDIC / PCL  
A Joint Venture  
Honolulu, HI

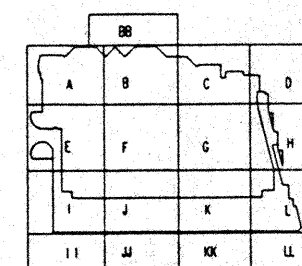
Consultants

**Syska & Hennessy**  
ENGINEERS

1900 West Olympic Blvd., Los Angeles, CA 90004  
Telephone: (213) 920-0000 Fax: (213) 470-7400



LUDVIK  
ELECTRIC  
7500 S. SHORELINE  
EAGLEBORO, CA 92620  
909-441-1234



Revisions

No.	Date	By	Description
12/15/95			FINAL DOCUMENTS
10/17/95			OCTOBER COORDINATION
9/15/95			BUILDING PERMIT SET

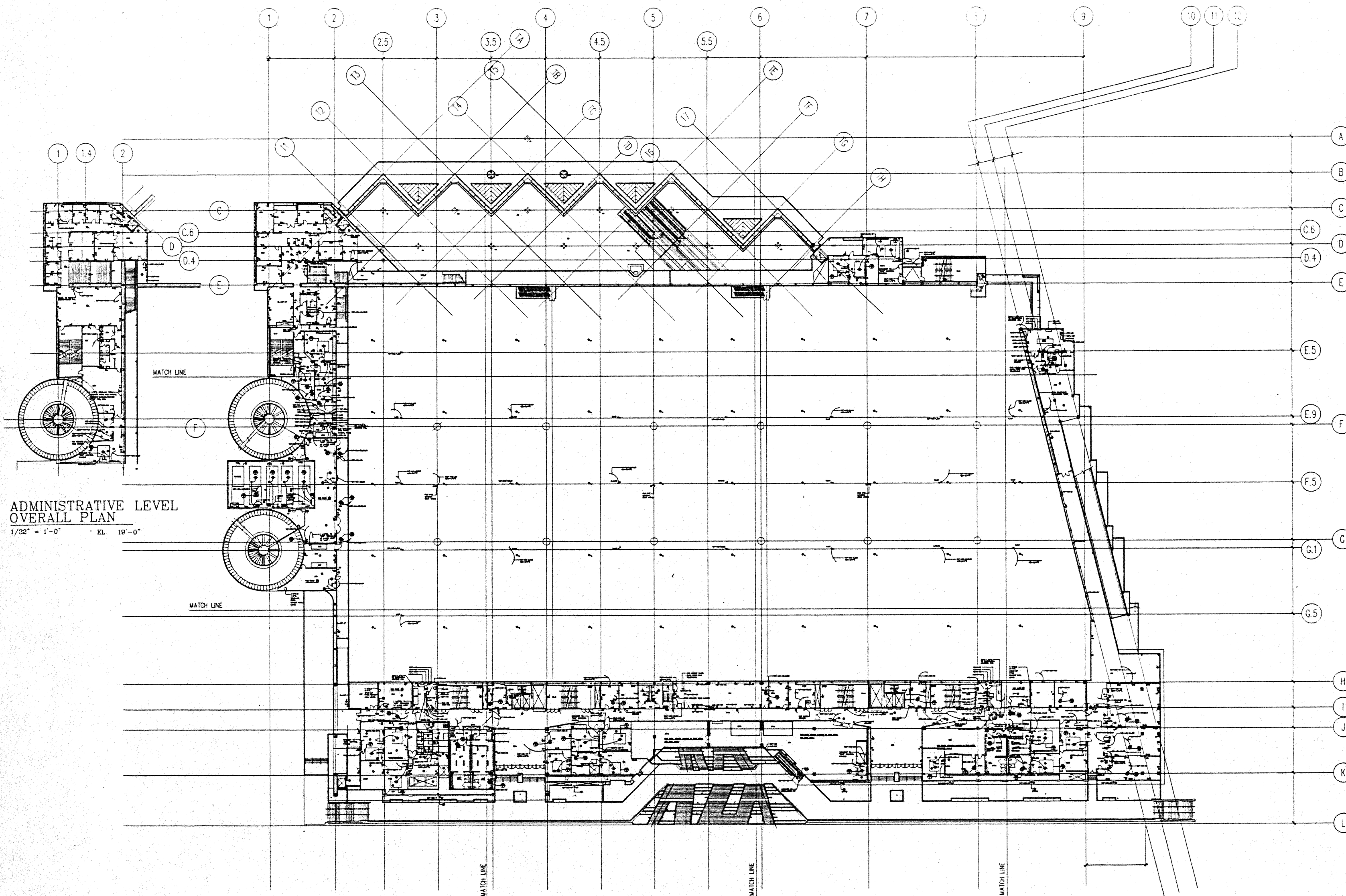
Sheet Title

INTERMEDIATE LEVEL  
POWER PLAN

Designed	MB/DT/TS/VV
Drawn	MB/DT/TS/VV
Checked	IV/NN
Date	9/15/95
Job No.	93038.029
Sheet No.	

EP.2.02


CAD File: pgr\nc2elec\REFEGM2



ADMINISTRATIVE LEVEL  
OVERALL PLAN  
1/32" = 1'-0" EL. 19'-0"

FOR REFERENCE ONLY

INTERMEDIATE LEVEL PLAN  
1/32" = 1'-0" EL. 25'-6" TO 30'-0"



# Hawai'i Convention Center

Convention Center Authority  
Honolulu, HI

Wimberly Allison Tong & Goo, Inc.  
Honolulu, HI

in association with

Loschky Marquardt & Neshom  
Seattle, WA

NORDIC / PCL  
A Joint Venture  
Honolulu, HI

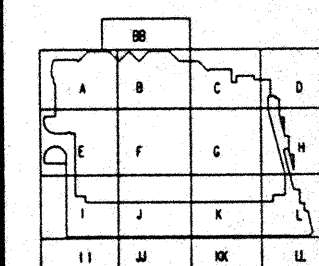
Consultants

**Syska & Hennessy**  
ENGINEERS

1999 West Olympic Blvd., Los Angeles, CA 90004  
Telephone (213) 918-2000 Fax (213) 478-7100



7300 S. BROADWAY  
ENGLEWOOD, COLORADO 80150  
(303) 781-9401



Revisions

No.	Date	By	Description
12/15/95			FINAL DOCUMENTS
10/17/95			OCTOBER COORDINATION
9/15/95			BUILDING PERMIT SET

Sheet Title

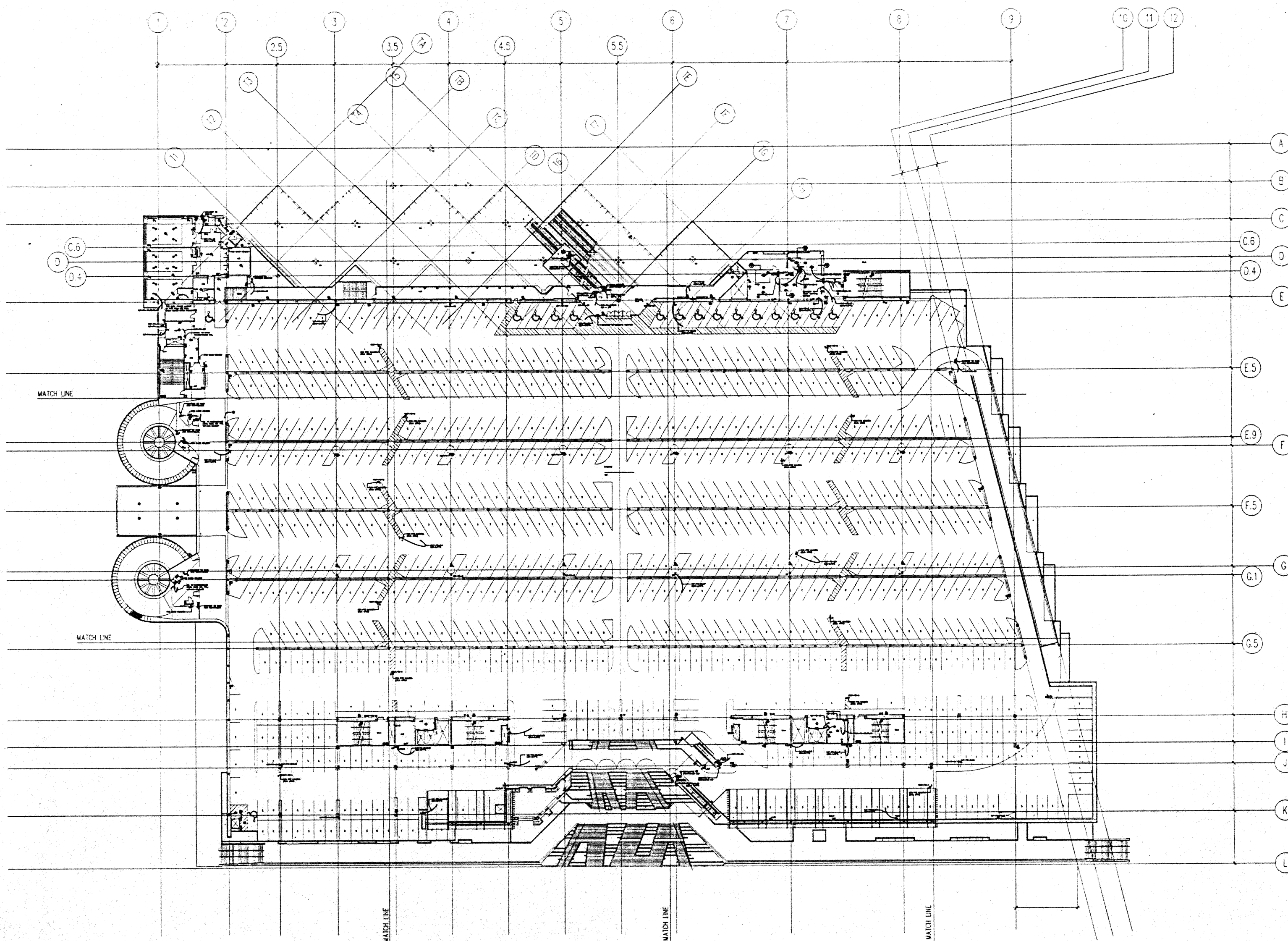
**PARKING LEVEL  
POWER PLAN**

Designed	MB/DT/TS/VV
Drawn	MB/DT/TS/VV
Checked	N/A/N
Date	9/15/95
Job No.	93038.023

Sheet No.

**EP.2.03**

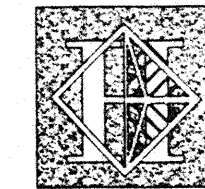
CAD File: pspjhc2elec/REFEGRK



FOR REFERENCE ONLY

**PARKING LEVEL PLAN**  
1/32" = 1'-0" EL. 42'-0"





# Hawai'i Convention Center

Convention Center Authority  
Honolulu, HI

Wimberly Allison Tong & Goo, Inc.  
Honolulu, HI

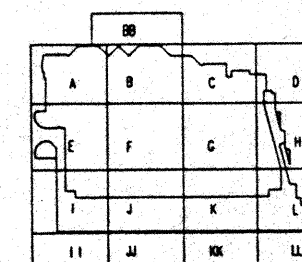
In association with

Loschky Marquardt & Nesholm  
Seattle, WA

NORDIC / PCL  
A Joint Venture  
Honolulu, HI

Consultants

**Syska & Hennessy**  
**ENGINEERS**  
1000 West 80th Street, Los Angeles, CA 90044  
Telephone: (213) 216-0000 Fax: (213) 478-7000



Revisions

No.	Date	By	Description
12/15/95			FINAL DOCUMENTS
10/17/95			OCTOBER COORDINATION
9/15/95			BUILDING PERMIT SET

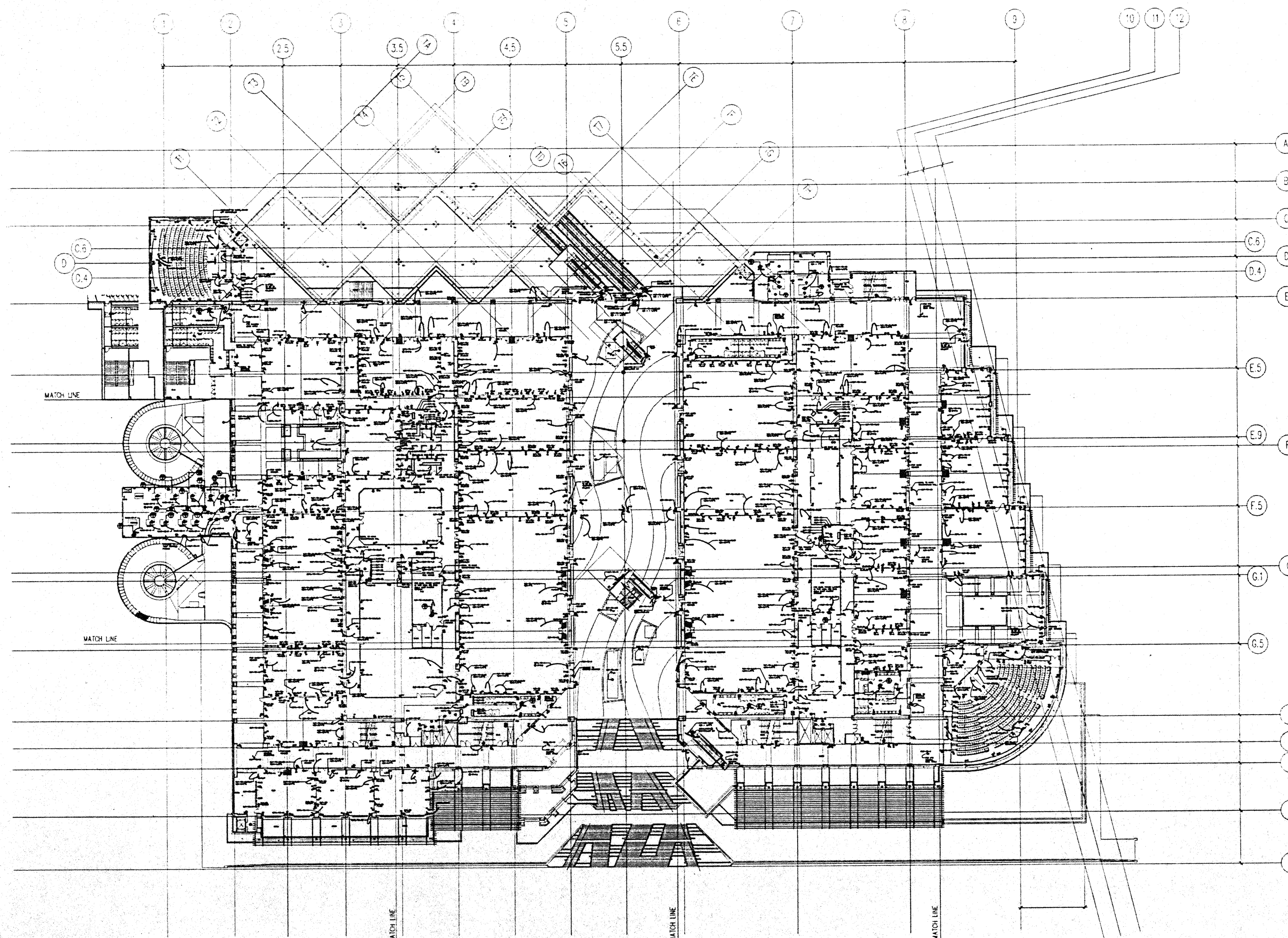
Sheet Title

MEETING ROOM  
LEVEL  
POWER PLAN

Designed	MB/DT/TS/VV
Drawn	MB/DT/TS/VV
Checked	N/NN
Date	9/15/95
Job No.	93036.02.9
Sheet No.	

EP.2.0.4


CAD File: p:\p\h\2\elec\PEFEGMR



MEETING ROOM LEVEL PLAN

1/32" = 1'-0"

FOR REFERENCE ONLY



# Hawai'i Convention Center

Convention Center Authority  
Honolulu, HI

Wimberly Allison Tong & Goo, Inc.  
Honolulu, HI

In association with

Loechky Marquardt & Neshom  
Seattle, WA

NORDIC / PCL  
A Joint Venture  
Honolulu, HI

Consultants

## Syska & Hennessy

ENGINEERS

1900 West Olympic Blvd., Los Angeles, CA 90064

Telephone (213) 215-0000 Fax (213) 475-7500

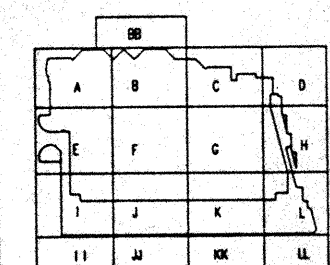


*D. Michael McClellan*



LUDVIK  
ELECTRIC

7300 S. SHONOME  
ENGLEWOOD, COLORADO  
80150  
(303) 751-1000



Revisions

No.	Date	By	Description
12/15/95			FINAL DOCUMENTS
10/17/95			OCTOBER COORDINATION
9/15/95			BUILDING PERMIT SET

Sheet Title

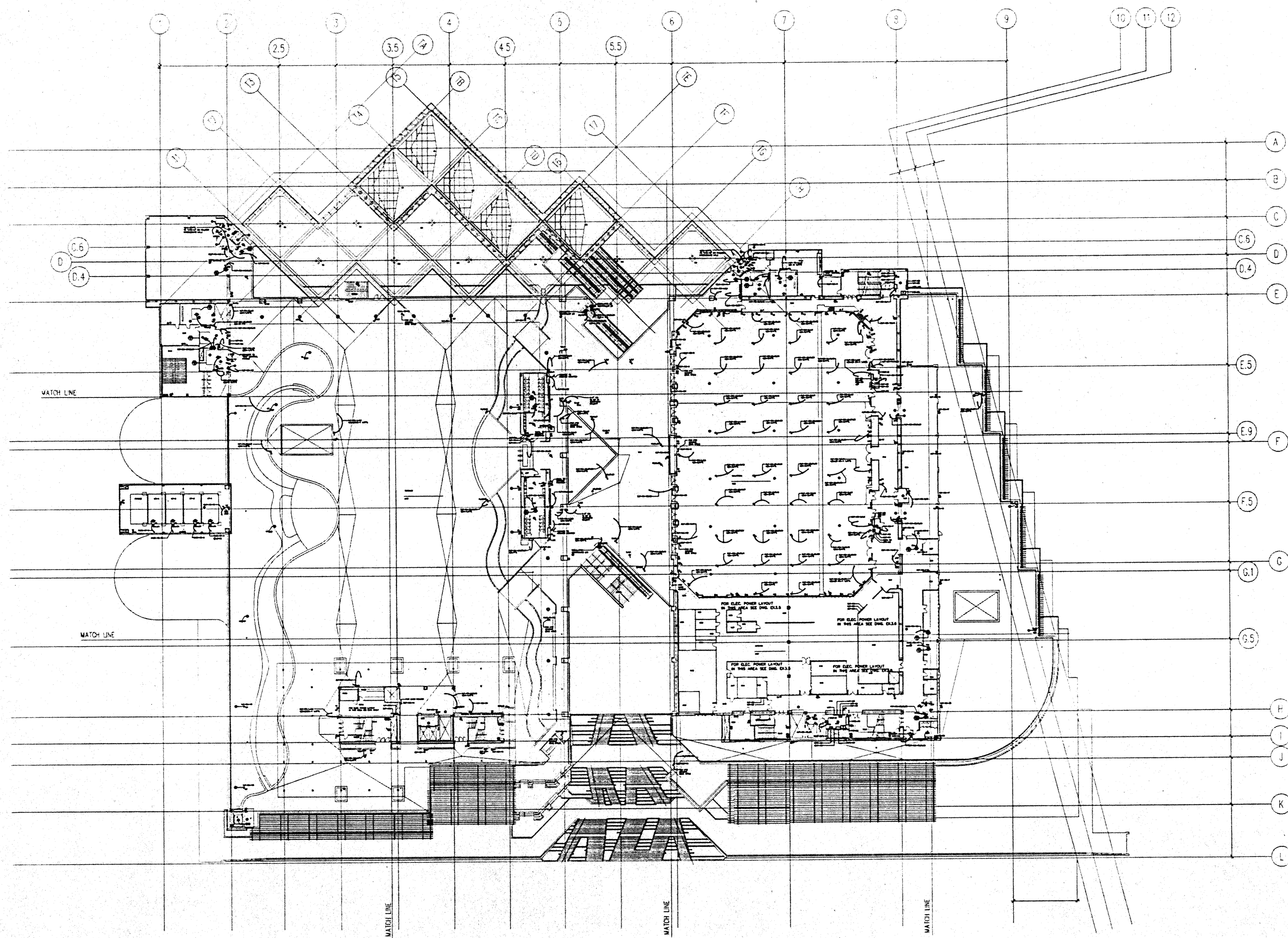
**BALL ROOM  
LEVEL  
POWER PLAN**

Designed	MB/DT/TS/VV
Drawn	MB/DT/TS/VV
Checked	W/RH
Date	9/15/95
Job No.	93036.02.9

Sheet No.

**EP.2.0.5**


CAD File: p:\proj\2\elec\REFEGR



FOR REFERENCE ONLY

## BALLROOM / TERRACE PLAN

1/32" = 1'-0"



# Hawai'i Convention Center

Convention Center Authority  
Honolulu, HI

Wimberly Allison Tong & Goo, Inc.  
Honolulu, HI

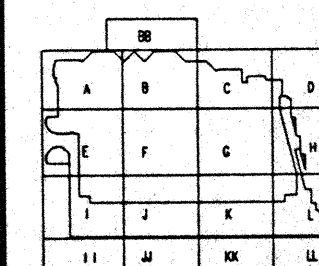

in association with

Loechky Marquardt & Neshom  
Seattle, WA

NORDIC / PCL  
A Joint Venture  
Honolulu, HI

Consultants

**Syska & Hennessy**  
**ENGINEERS**  
1000 West Olympic Blvd., Los Angeles, CA 90004  
Telephone (818) 258-8800 Fax (818) 476-7444



Revisions

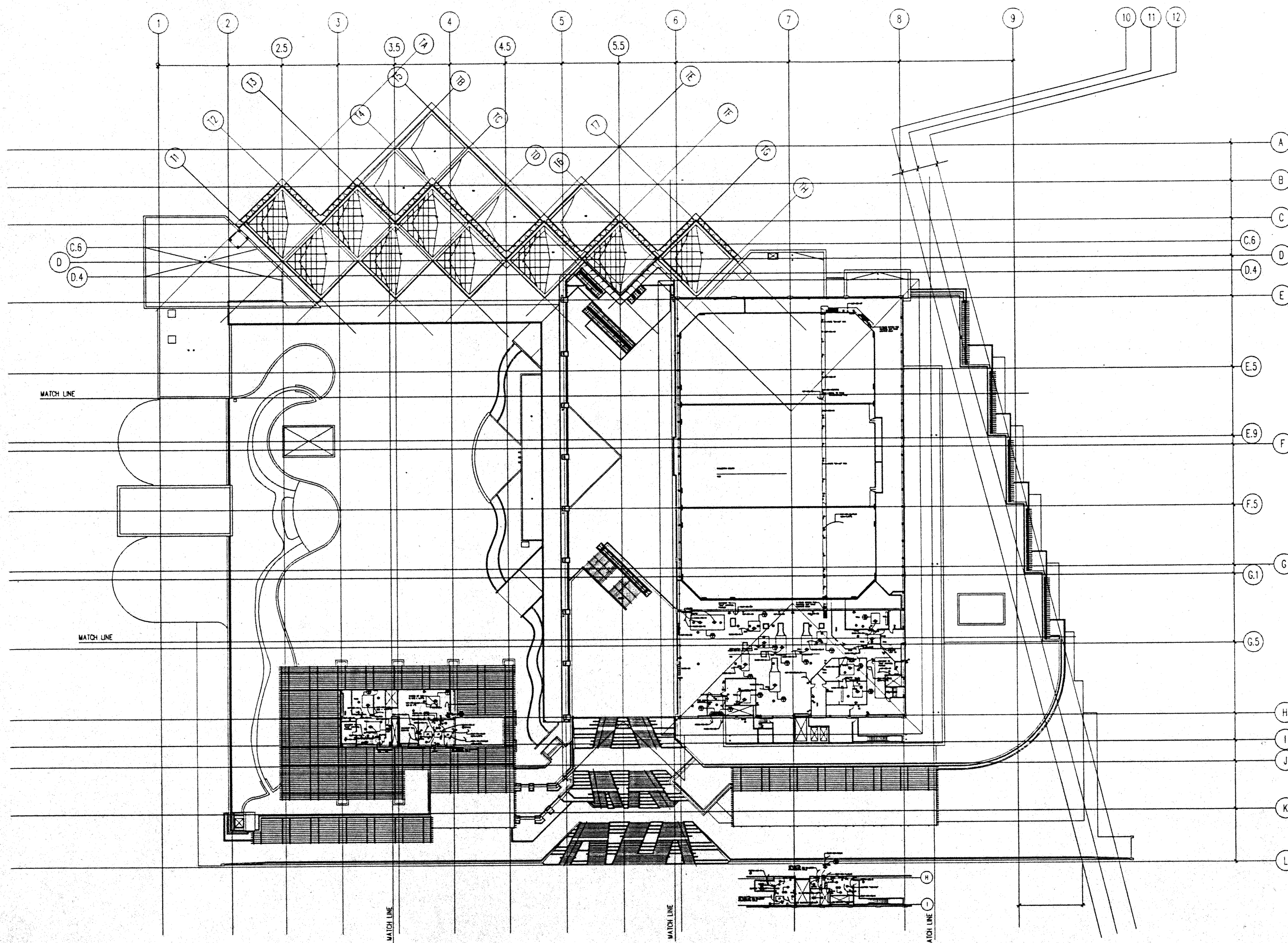
No.	Date	By	Description
12/15/95			FINAL DOCUMENTS
10/17/95			OCTOBER COORDINATION
9/15/95			BUILDING PERMIT SET

Sheet Title

**PENTHOUSE LEVEL  
POWER PLAN**

Designed	MB/DT/TS/VV
Drawn	MB/DT/TS/VV
Checked	N/NN
Date	9/15/95
Job No.	93038.029
Sheet No.	EP.2.0.6


CAD File: s:\proj\2\elec\REFE0PH



FOR REFERENCE ONLY

PENTHOUSE LEVEL PLAN  
1/32" = 1'-0"

PEN  
LEVI  
FLO



# Hawai'i Convention Center

Convention Center Authority  
Honolulu, HI

Wimberly Allison Tong & Goo, Inc.  
Honolulu, HI

In association with

Loechky Marquardt & Neeshom  
Seattle, WA

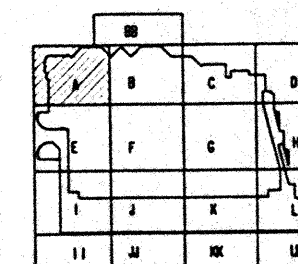
NORDIC / PCL  
A Joint Venture  
Honolulu, HI

### Consultants

**Syska & Hennessy**  
**ENGINEERS**  
1800 West Olympic Blvd., Los Angeles, CA 90006  
Telephone: (213) 924-0000 Fax: (213) 475-7400



LUDVIK  
ELECTRIC  
2900 S. SHOSHONE  
DINGLEWOOD, COLORADO  
80120  
(303) - 781-9601



### Revisions

No.	Date	By	Description
12/15/95			FINAL DOCUMENTS
12/17/95			OCTOBER COORDINATION
5/15/95			BUILDING PERMIT SET
4/17/95			ISSUED FOR FOUNDATION PERMIT

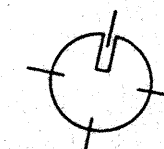
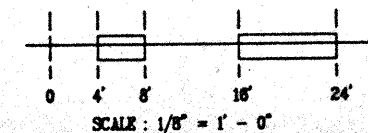
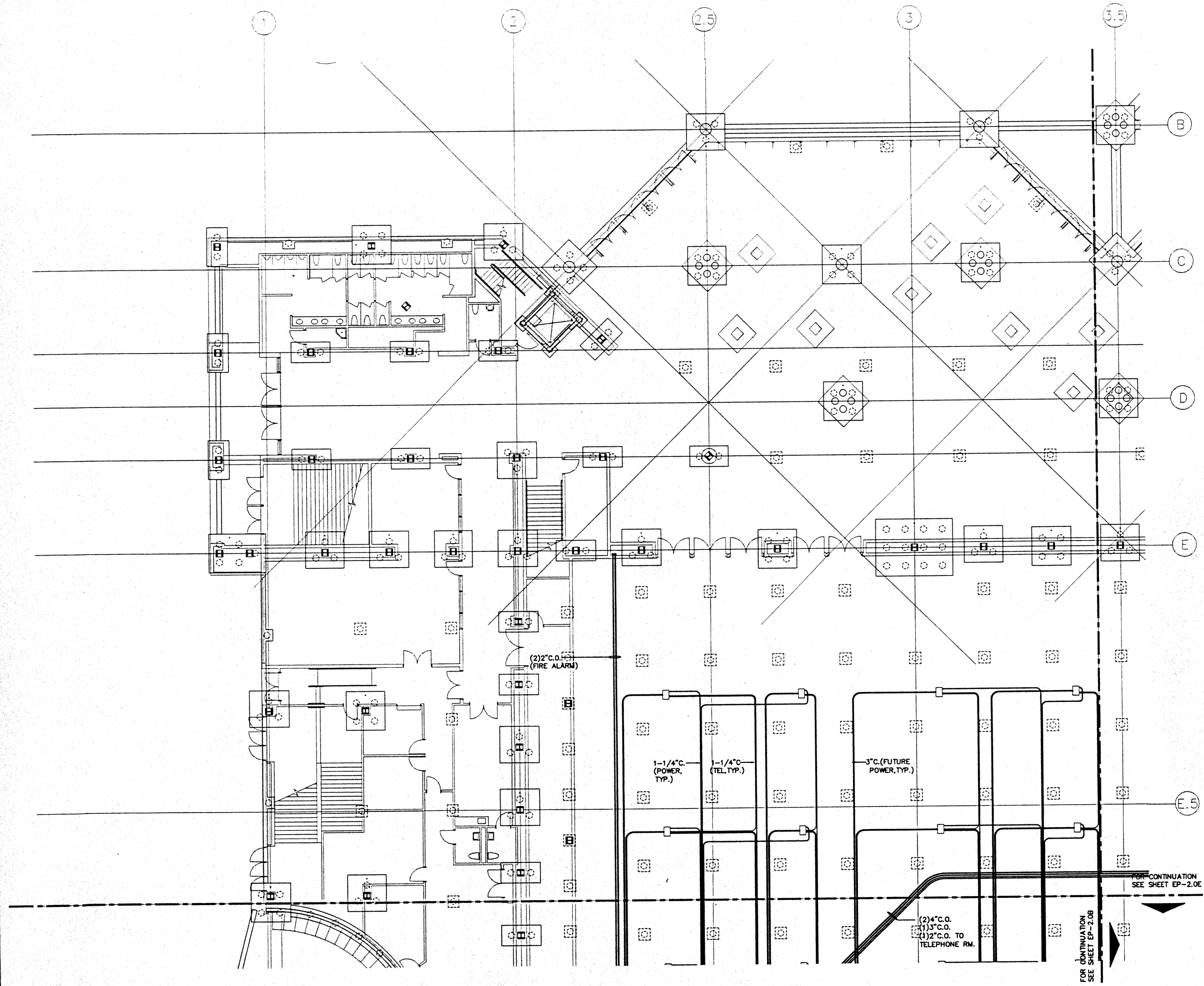
### Sheet Title


UTILIDOR LEVEL  
SECTOR A  
FLOOR PLAN  
POWER

Designed	MB/07/TS/VV
Drawn	MB/07/TS/VV
Checked	M/RH
Date	5/15/95
Job No.	95039.02A
Sheet No.	

EP-2.0A

CAD File: p:\proj\hawaii\ep2-0a





# Hawai'i Convention Center

Convention Center Authority  
Honolulu, HI

Winbery Allison Tong & Goo, Inc.  
Honolulu, HI

In association with

Loechky Margardt & Neshom  
Seattle, WA

NORDIC / PCL  
A Joint Venture  
Honolulu, HI

Consultants

**Syska & Hennessy**  
ENGINEERS

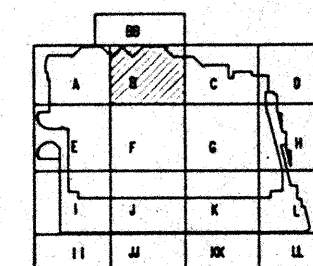
1900 West Olympic Blvd., Los Angeles, CA 90004  
Telephone (213) 478-2200 Fax (213) 478-7000



*D. Michael McClellan*



LUDVIK  
ELECTRIC  
2900 S. SHOSHONE  
DOLERADO, COLORADO  
80110  
(303) - 781-9601



Revisions

No.	Date	Description
12/15/95		FINAL DOCUMENTS
10/17/95		OCTOBER COORDINATION
9/15/95		BUILDING PERMIT SET
4/17/95		ISSUED FOR FOUNDATION PERMIT

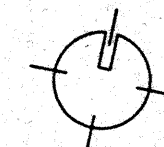

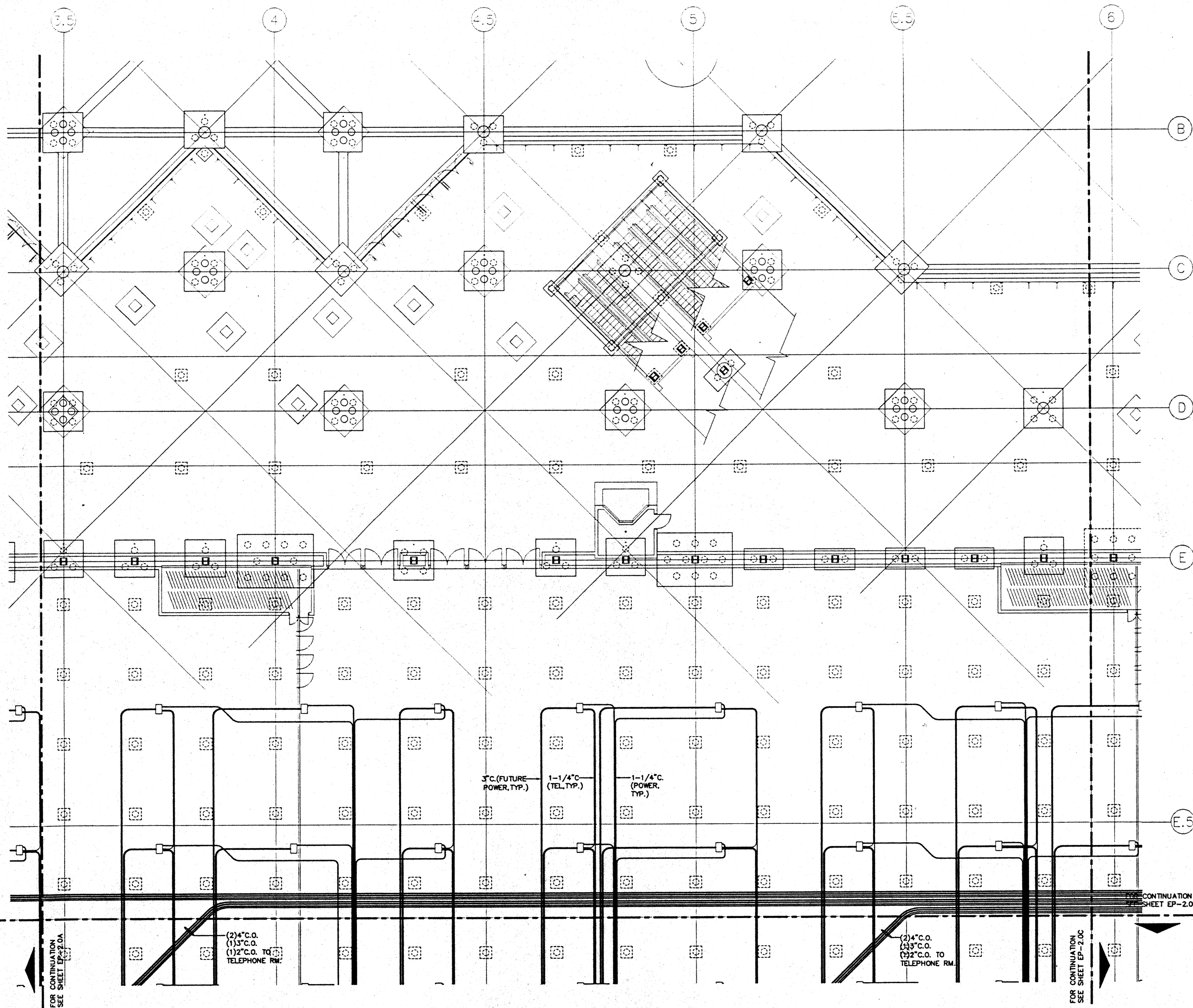
Sheet Title


UTILIDOR LEVEL  
SECTOR B  
FLOOR PLAN  
POWER

Designed	MB/OT/TS/VV
Drawn	MB/OT/TS/VV
Checked	N/A/N
Date	9/15/95
Job No.	9308029
Sheet No.	

EP-2.0B

CAD File: p:\p\h\2\elec\w\EP2-0B





# Hawai'i Convention Center

Convention Center Authority  
Honolulu, HI

Wimberly Allison Tong & Goo, Inc.  
Honolulu, HI

in association with

Loschky Marquardt & Nesholm  
Seattle, WA

NORDIC / PCL  
A Joint Venture  
Honolulu, HI

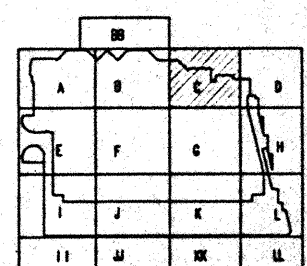
Consultants

**Syska & Hennessy**  
ENGINEERS

1900 West Olympic Blvd., Los Angeles, CA 90004  
Telephone (213) 951-8800 Fax (213) 478-7100



LUDVIK  
ELECTRIC  
2900 S. SHOSHONE  
ENGLEWOOD, CO. 80110  
(303) - 781-9601



### Revisions

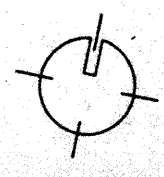
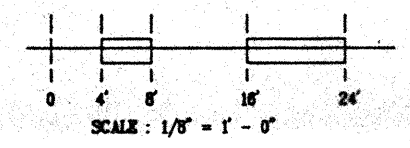
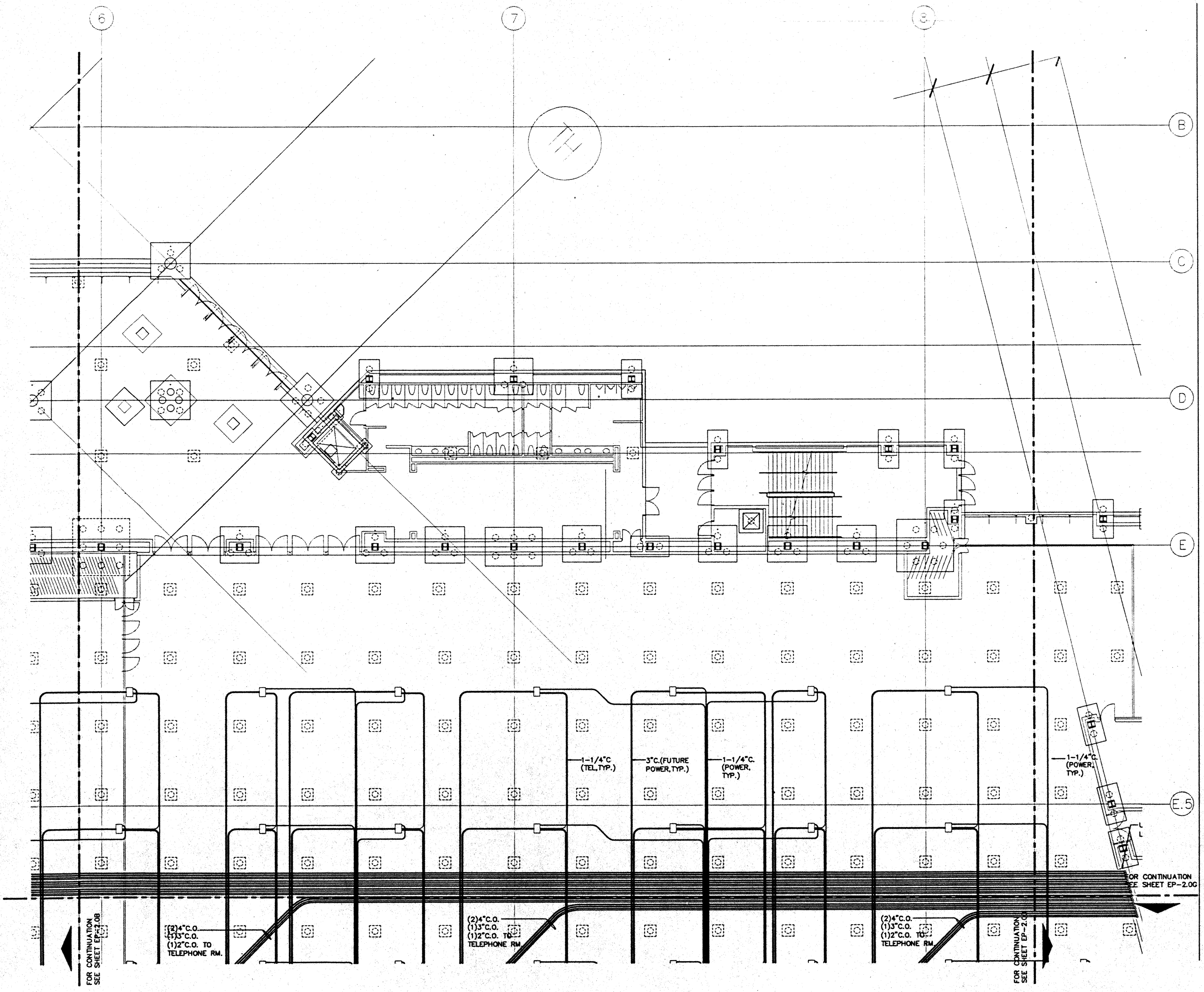
No.	Date	Description
1	12/16/95	FINAL DOCUMENTS
2	10/17/95	OCTOBER COORDINATION
3	9/15/95	BUILDING PERMIT SET
4	4/17/95	ISSUED FOR FOUNDATION PERMIT


### Sheet Title

UTILIDOR LEVEL  
SECTOR C  
FLOOR PLAN  
POWER

Designed	MB/07/TS/VV
Drawn	MB/07/TS/VV
Checked	N/A/N
Date	9/15/95
Job No.	98098.029
Sheet No.	EP-2.0C

CAD File: p:\proj\hawaii\EP2-0C





# Hawai'i Convention Center

Convention Center Authority  
Honolulu, HI

Wimberly Allison Tong & Goo, Inc.  
Honolulu, HI

In association with


Loschky Marquardt & Nesholm  
Seattle, WA

NORDIC / PCL  
A Joint Venture  
Honolulu, HI

### Consultants

### Syska & Hennessy

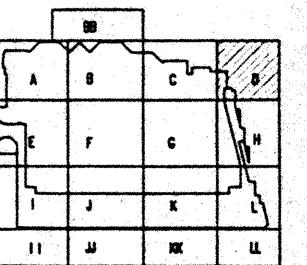
ENGINEERS  
1900 West Olympic Blvd., Los Angeles, CA 90004  
Telephone (213) 975-8000 Fax (213) 475-7400



*D. Michael McCleery*  
Professional Engineer  
State of Hawaii  
License No. 10000



LUDVIK  
ELECTRIC  
2900 S. SHOSHONE  
ENGLEWOOD, COLORADO  
80110  
(303) - 781-9601



### Revisions

No.	Date	Description
1	12/15/95	FINAL DOCUMENTS
2	12/17/95	OCTOBER COORDINATION
3	1/15/96	BUILDING PERMIT SET
4	4/7/96	ISSUED FOR FOUNDATION PERMIT

### Sheet Title

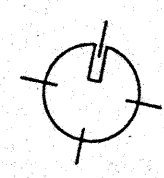
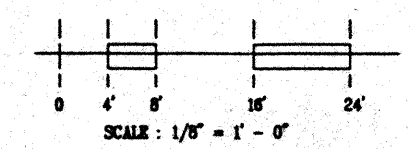
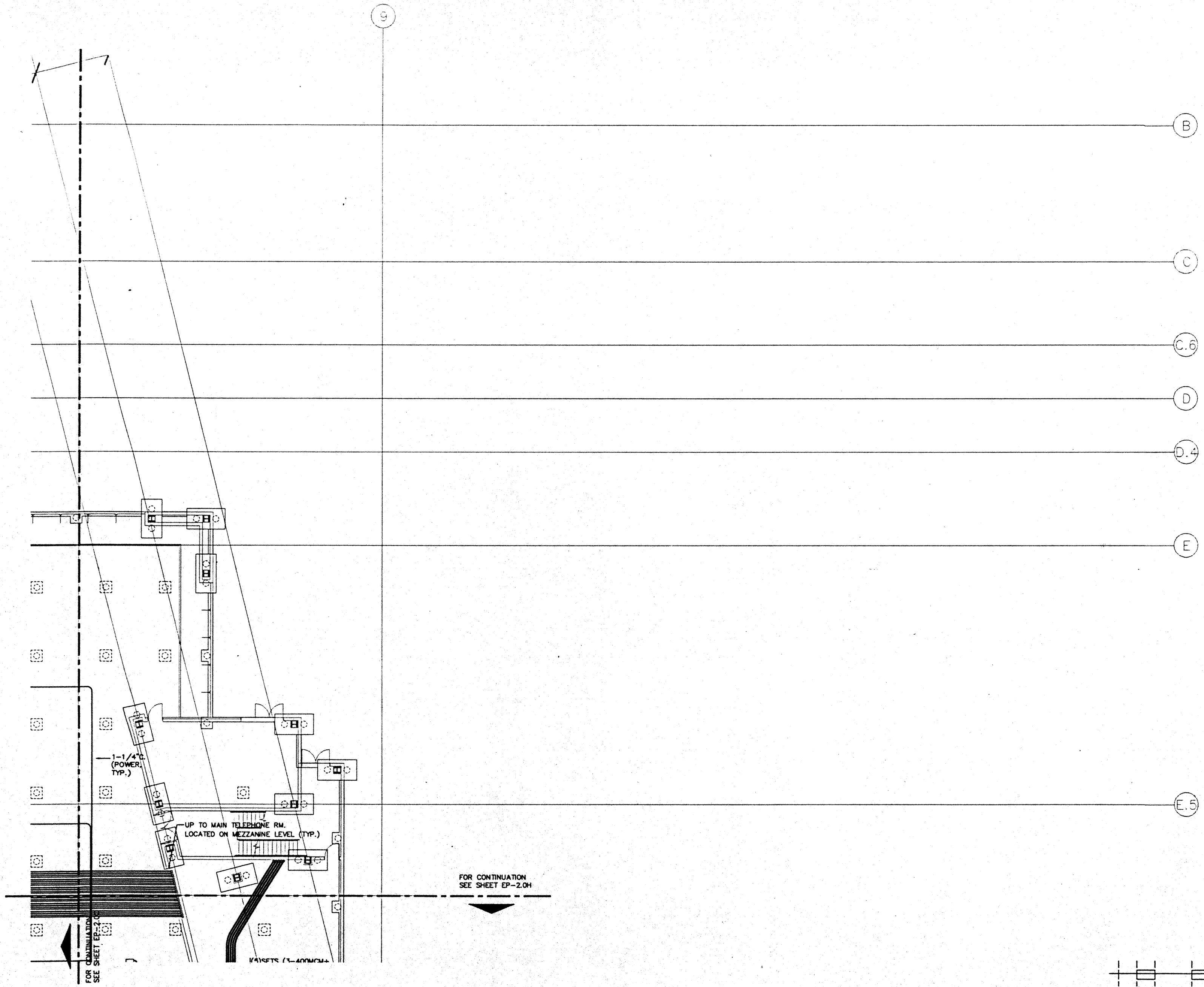
UTILIDOR LEVEL  
SECTOR D  
FLOOR PLAN  
POWER


Designed	MB/OT/TS/VV
Drawn	MB/OT/TS/VV
Checked	N/WH
Date	9/15/95
Job No.	98038.02.3

### Sheet No.

EP-2.0D

CAD File: p:\proj\2\elec\ep2-0d





# Hawai'i Convention Center

Convention Center Authority  
Honolulu, HI

Wimberly Allison Tong & Goo, Inc.  
Honolulu, HI

In association with

Loeschky Marquardt & Neesholm  
Seattle, WA

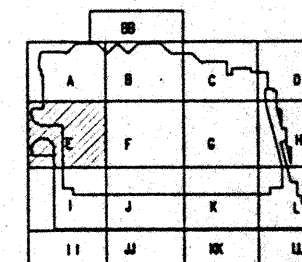
NORDIC / PCL  
A Joint Venture  
Honolulu, HI

Consultants

**Syska & Hennessy**  
ENGINEERS  
1000 West Broadway Blvd., Los Angeles, CA 90015  
Telephone: (800) 875-5555 Fax: (213) 475-7400



**LE**  
**LUDVIK**  
**ELECTRIC**  
2940 S. SHOSHONE  
DENVER, COLORADO  
80110  
(303) - 751-9601



### Revisions

No.	Date	By	Description
12/16/95			FINAL DOCUMENTS
10/17/95			OCTOBER COORDINATION
9/15/95			BUILDING PERMIT SET
4/17/95			ISSUED FOR FOUNDATION PERMIT

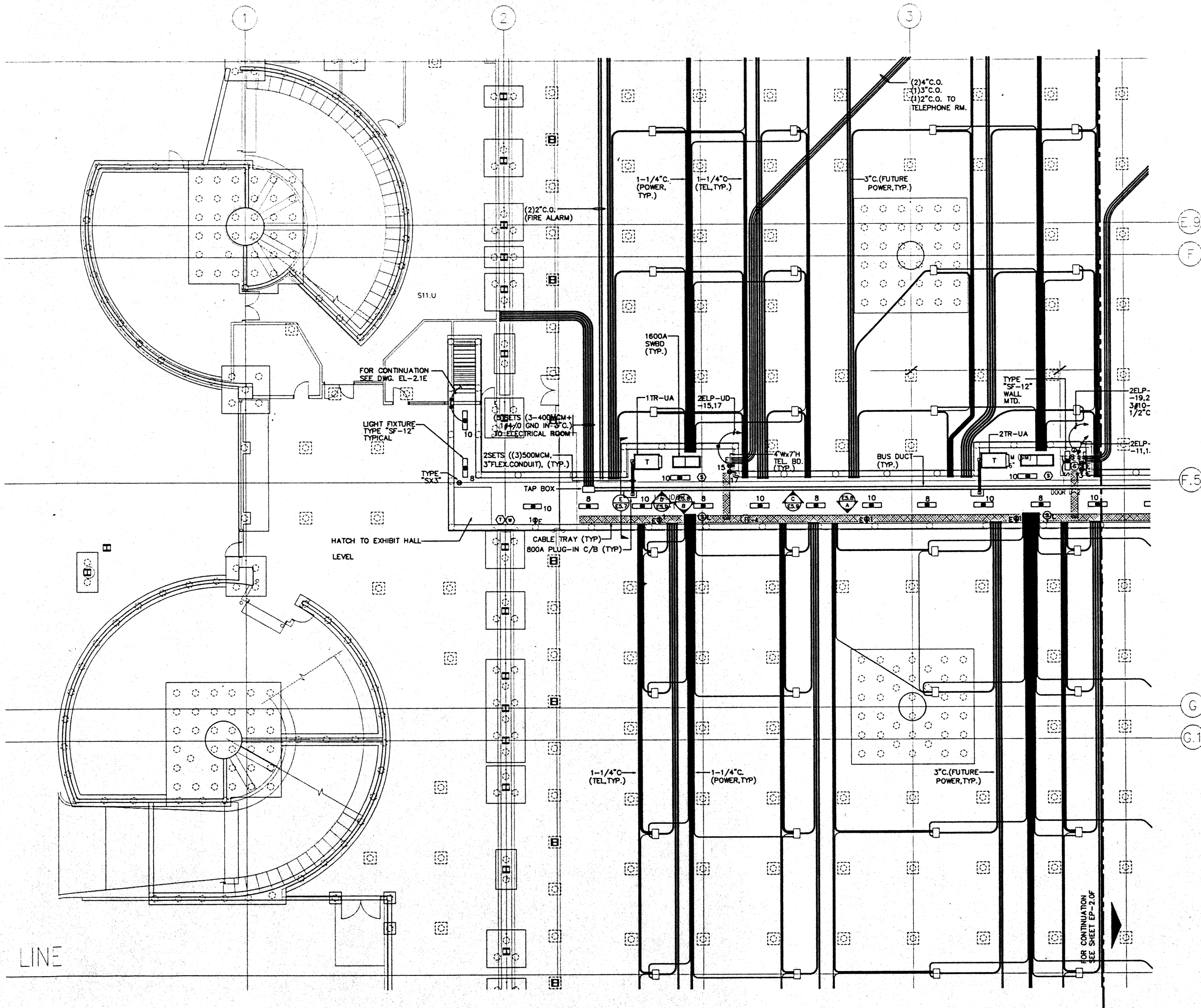
### Sheet Title

UTILIDOR LEVEL  
SECTOR E  
FLOOR PLAN  
LIGHTING AND POWER

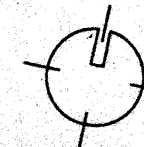

Designed: MB/DT/BNV  
 Drawn: MB/DT/BNV  
 Checked: N/BN  
 Date: 9/15/95  
 Job No.: 0000L023  
 Sheet No.:

EP-2.0E

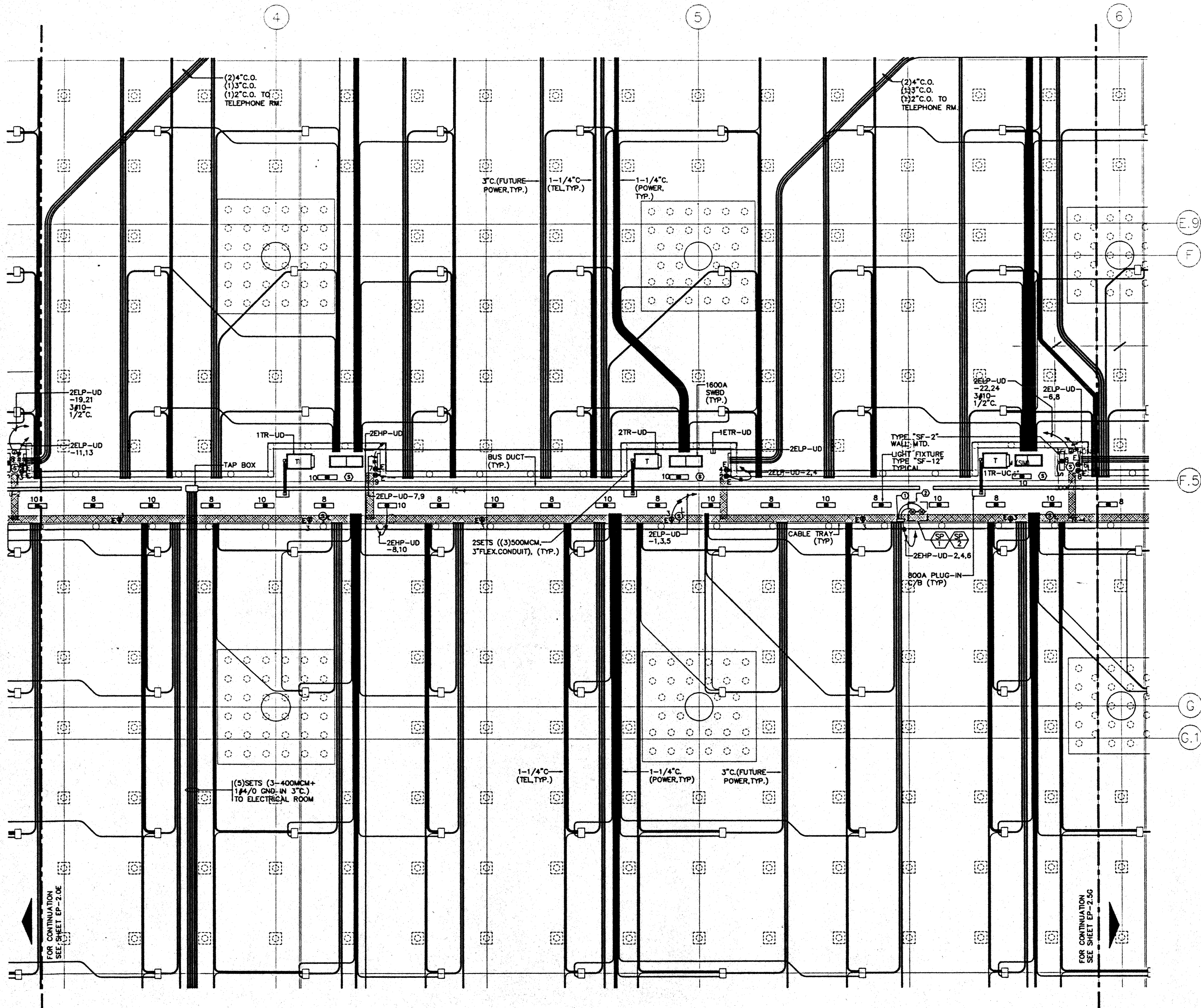
CAD File: p:\proj\2\ep2-0e




LINE







**NOTES:**  
 ① FURNISHED WITH STARTER & DISCONNECT SWITCH UNDER DIVISION 15  
 ② ALARM MONITORING BY BAS. UNDER DIVISION 15900  
 PAGE 22



# Hawai'i Convention Center


Convention Center Authority  
 Honolulu, HI

Wimberly Allison Tong & Goo, Inc.  
 Honolulu, HI  
 In association with  
 Loechky Marquardt & Neshom  
 Seattle, WA

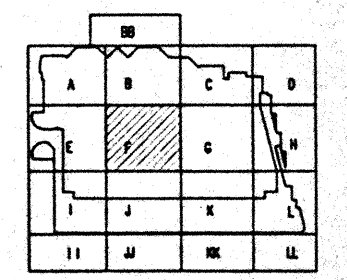
NORDIC / PCL  
 A Joint Venture  
 Honolulu, HI

Consultants

**Syska & Hennessy**  
**ENGINEERS**  
 1999 West Olympic Blvd., Los Angeles, CA 90006  
 Telephone: (213) 978-2800 Fax: (213) 478-7300



**LE LUDVIK ELECTRIC**  
 2800 S. SHOSHONE  
 DINGLEWOOD, COLORADO 80110  
 (303) - 781-1601



Revisions

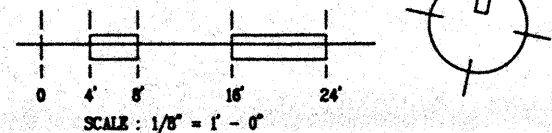
Date	Description
12/15/95	FINAL DOCUMENTS
10/17/95	OCTOBER COORDINATION
9/15/95	BUILDING PERMIT SET
4/17/95	ISSUED FOR FOUNDATION PERMIT


Sheet Title

**UTILIDOR LEVEL  
 SECTOR F  
 FLOOR PLAN  
 LIGHTING AND POWER**

Designed: MB/D/T/8/VV  
 Drawn: MB/D/T/8/VV  
 Checked: N/AN  
 Date: 9/15/95  
 Job No.: 80038028  
 Sheet No.:

**EP-2.0F**  
 CAD File: p:\proj\2800\ep2-0f





# Hawai'i Convention Center

Convention Center Authority  
Honolulu, HI

Winberly Allison Tong & Goo, Inc.  
Honolulu, HI

In association with

Loachky Marquardt & Neshom  
Seattle, WA

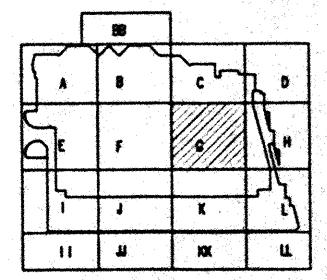
NORDIC / PCL  
A Joint Venture  
Honolulu, HI

Consultants

**Syska & Hennessy**  
ENGINEERS  
1900 West Olympic Blvd., Los Angeles, CA 90006  
Telephone: (213) 427-2200 Fax: (213) 478-1500



2900 S. SHOSHONE  
ENGLEWOOD, COLORADO  
80110  
(303) - 781-9601



Revisions

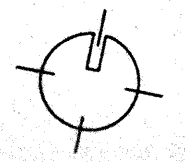
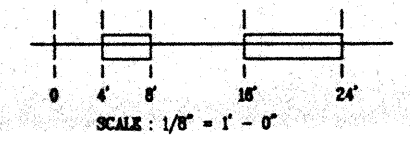
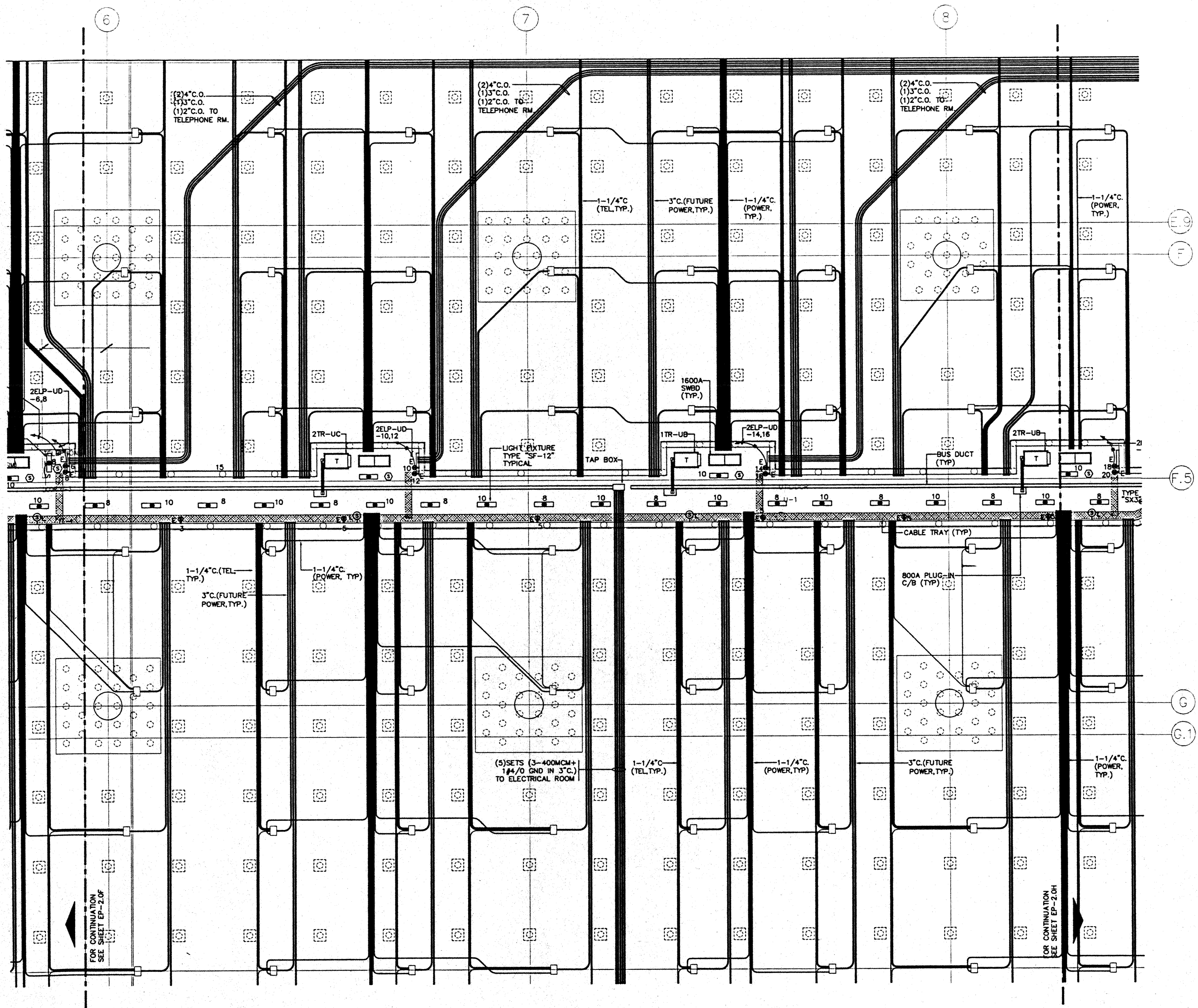
No.	Date	By	Description
1	12/15/95		FINAL DOCUMENTS
2	10/17/95		OCTOBER COORDINATION
3	8/15/95		BUILDING PERMIT SET
4	4/17/95		ISSUED FOR FOUNDATION PERMIT


Sheet Title

UTILIDOR LEVEL  
SECTOR G  
FLOOR PLAN  
LIGHTING AND POWER

Designed	MM/DT/BA/VV
Drawn	MM/DT/BA/VV
Checked	W/AN
Date	8/15/95
Job No.	9309.029
Sheet No.	EP-2.0G

CAD File: p:\p\h\2\ep\ep2-0g





# Hawai'i Convention Center

Convention Center Authority  
Honolulu, HI

Wimberly Allison Tong & Goo, Inc.  
Honolulu, HI


In association with

Loschky Marquardt & Neeholm  
Seattle, WA

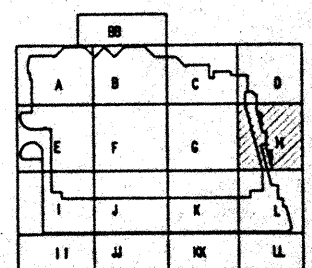
NORDIC / PCL  
A Joint Venture  
Honolulu, HI

Consultants

**Syska & Hennessy**  
ENGINEERS  
1800 West Olympic Blvd., Los Angeles, CA 90004  
Telephone: (213) 276-0200 Fax: (213) 475-7000



**LE**  
LUDVIK  
ELECTRIC  
2003 S. SHOSHONE  
ENGLEWOOD, COLORADO  
80110  
(303) 781-1601



### Revisions

No.	Date	By	Description
12/15/95			FINAL DOCUMENTS
10/17/95			OCTOBER COORDINATION
9/15/95			BUILDING PERMIT SET
4/2/95			ISSUED FOR FOUNDATION PERMIT


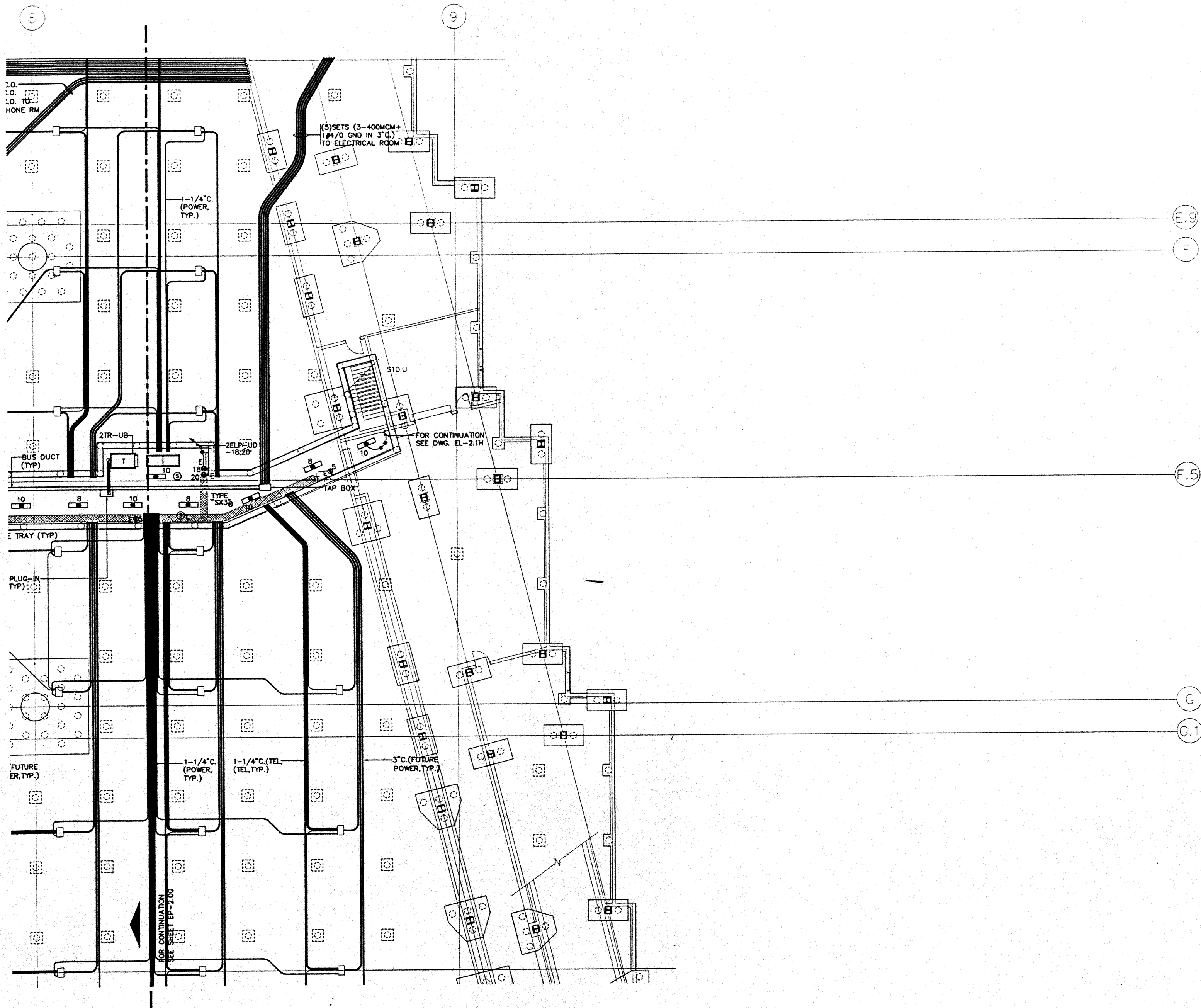
### Sheet Title

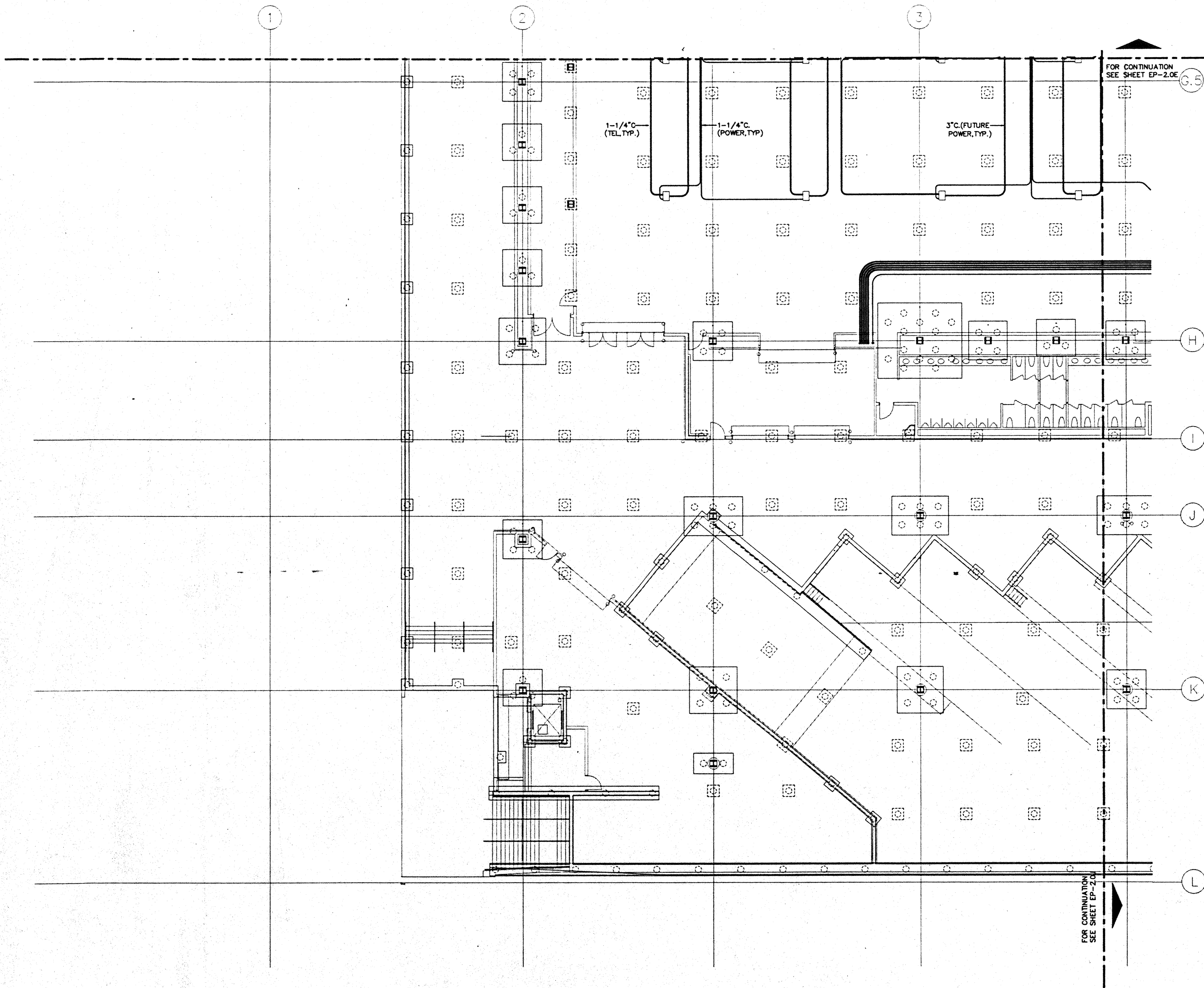
UTILIDOR LEVEL  
SECTOR H  
FLOOR PLAN  
LIGHTING AND POWER

Designed	MB/07/18/VV
Drawn	MB/07/18/VV
Checked	W/AN
Date	9/15/95
Job No.	85038.029
Sheet No.	

EP-2.0H


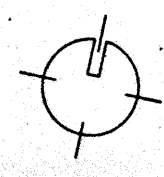
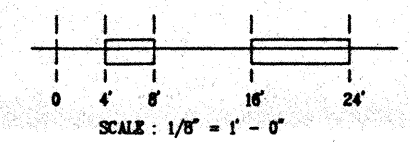
CAD File: p:\proj\2\hawaii\EP2-0H





FOR CONTINUATION  
SEE SHEET EP-2.0E

FOR CONTINUATION  
SEE SHEET EP-2.0A



# Hawai'i Convention Center


Convention Center Authority  
Honolulu, HI

Wimberly Allison Tong & Goo, Inc.  
Honolulu, HI  
in association with  
Loschky Marquardt & Nesholm  
Seattle, WA

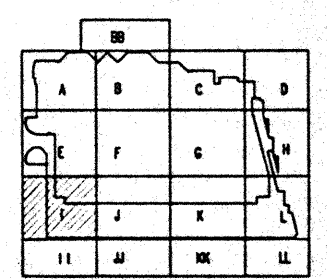
NORDIC / PCL  
A Joint Venture  
Honolulu, HI

Consultants

**Syska & Hennessy**  
ENGINEERS  
1900 West Olympic Blvd., Los Angeles, CA 90064  
Telephone: (213) 918-0800 Fax: (213) 475-7400



**LUDVIK ELECTRIC**  
2800 S. SHOSHONE  
ENGLEWOOD, COLORADO 80110  
(303) 781-9601



Revisions

No.	Date	By	Description
12/15/95			FINAL DOCUMENTS
11/7/95			OCTOBER COORDINATION
9/15/95			BUILDING PERMIT SET
4/7/95			ISSUED FOR FOUNDATION PERMIT


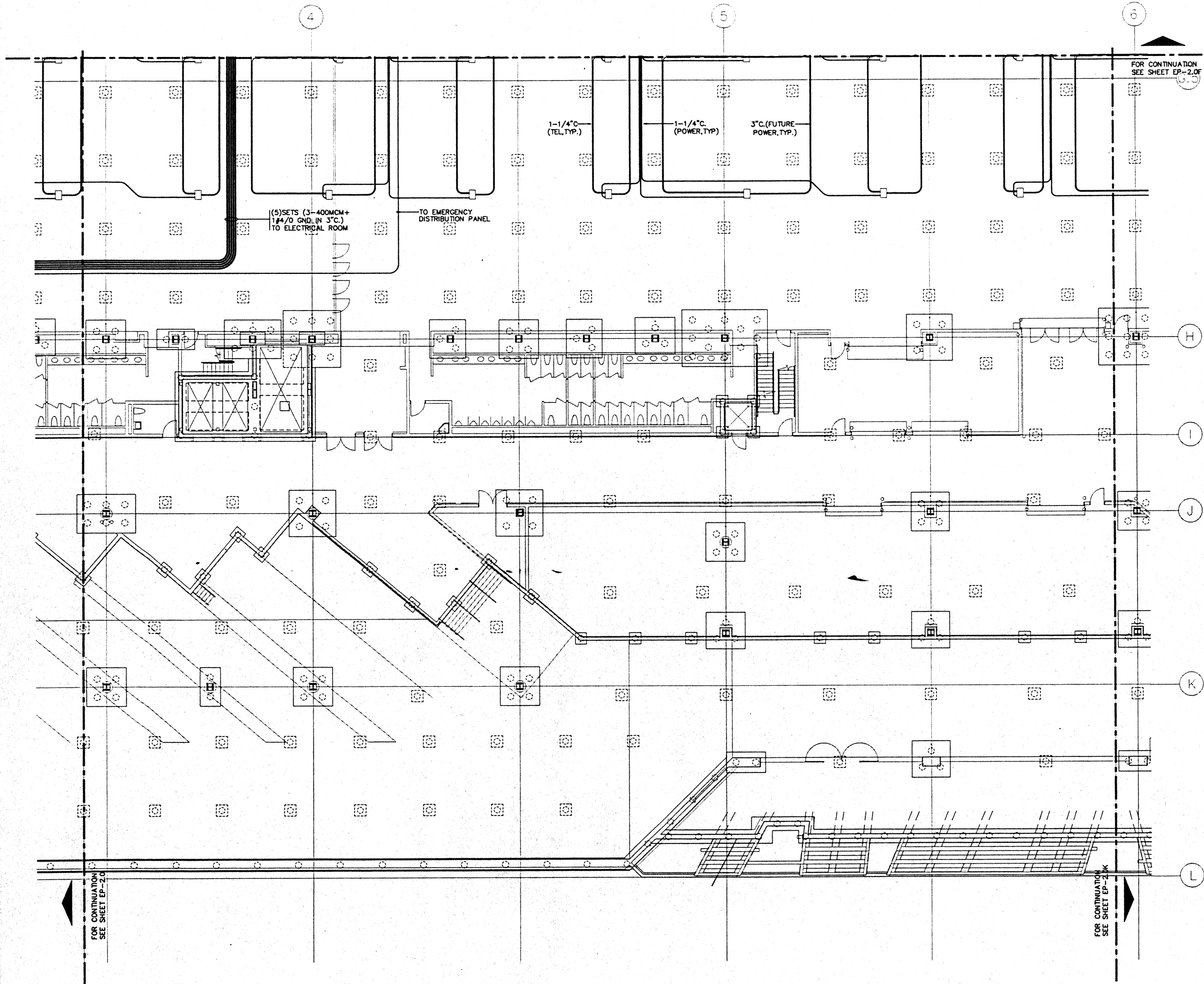
Sheet Title

UTILIDOR LEVEL  
SECTOR I  
FLOOR PLAN  
POWER

Designed	MB/OT/TS/VV
Drawn	MB/OT/TS/VV
Checked	N/N/N
Date	9/15/95
Job No.	98038.02.0
Sheet No.	

EP-2.0I

CAD File: p:\proj\2\utilid\EP2-0I



# Hawai'i Convention Center

Convention Center Authority  
Honolulu, HI

Wimberly Allison Tong & Goo, Inc.  
Honolulu, HI

in association with

Loschky Marquardt & Nesholm  
Seattle, WA

NORDIC / PCL  
A Joint Venture  
Honolulu, HI

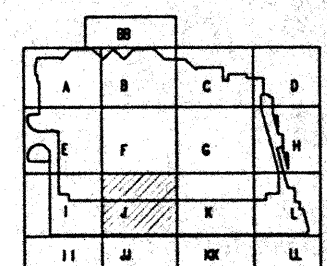
Consultants

**Syska & Hennessy**  
ENGINEERS

1999 West Olympic Blvd., Los Angeles, CA 90004  
Telephone: (213) 943-9900 Fax: (213) 475-7400



LUDVIK  
ELECTRIC  
2900 S. SHOSHONE  
ENGLEWOOD, COLORADO  
80110  
(303) - 781-9601



Revisions

No.	Date	By	Description
1	12/15/95	MBD/TTS/VV	FINAL DOCUMENTS
2	10/17/95	MBD/TTS/VV	OCTOBER COORDINATION
3	9/15/95	MBD/TTS/VV	BUILDING PERMIT SET
4	4/17/95	MBD/TTS/VV	ISSUED FOR FOUNDATION PERMIT

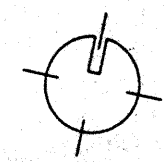
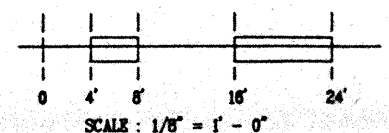
Sheet Title


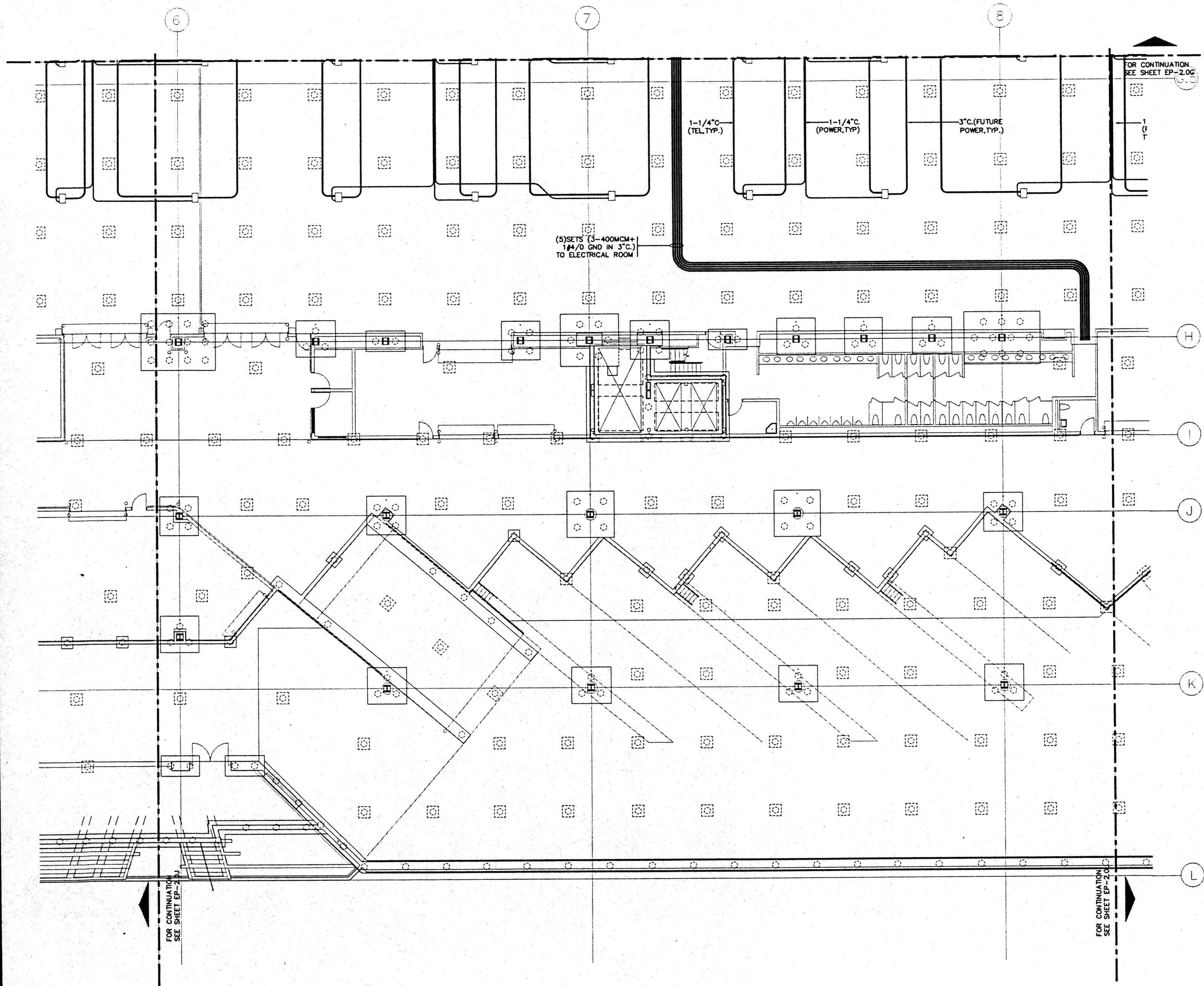
UTILIDOR LEVEL  
SECTOR J  
FLOOR PLAN  
POWER

Designed	MBD/TTS/VV
Drawn	MBD/TTS/VV
Checked	NAN
Date	9/15/95
Job No.	93036.029
Sheet No.	

EP-2.0J

CAD File: p:\proj\hawaii\ep2-0j





# Hawai'i Convention Center

Convention Center Authority  
Honolulu, HI


Wimberly Allison Tong & Goo, Inc.  
Honolulu, HI

in association with  
Loachky Marquardt & Nesholm  
Seattle, WA

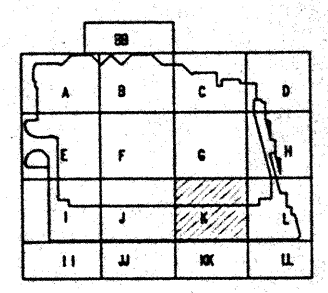
NORDIC / PCL  
A Joint Venture  
Honolulu, HI

Consultants

**Syska & Hennessy**  
ENGINEERS  
1900 West Century Blvd., Los Angeles, CA 90048  
Telephone (213) 291-2000 Fax (213) 478-7888



**LE LUDVIK ELECTRIC**  
2000 S. WOODRIDGE  
DENVER, COLORADO 80110  
(303) - 781-9601



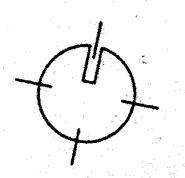
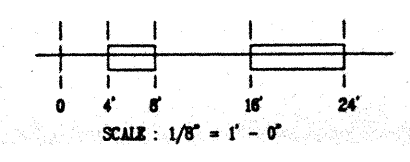
Revisions

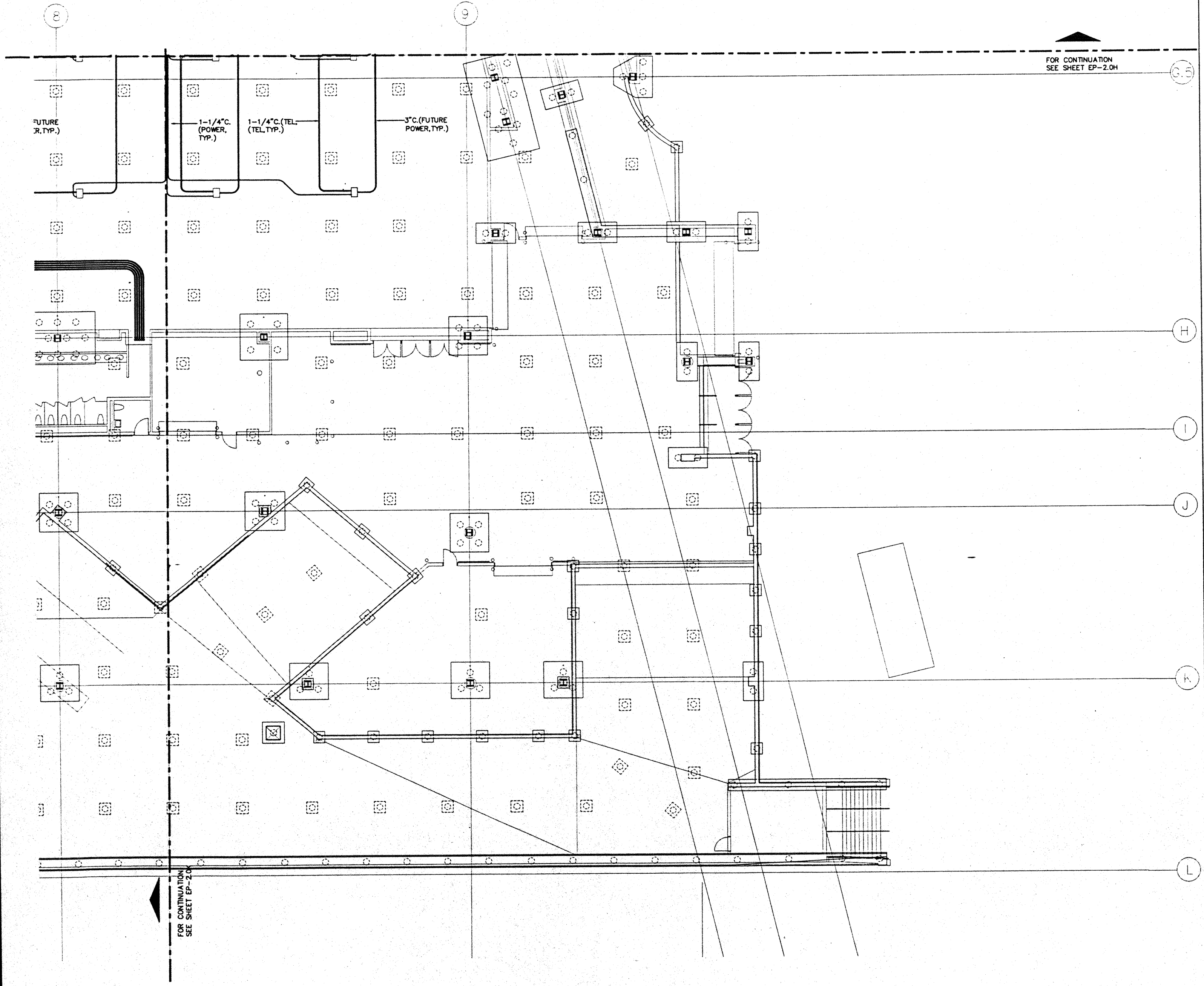
No.	Date	By	Description
12/15/95			FINAL DOCUMENTS
10/17/95			OCTOBER COORDINATION
9/15/95			BUILDING PERMIT SET
4/17/95			ISSUED FOR FOUNDATION PERMIT

Sheet Title  
**UTILIDOR LEVEL  
SECTOR K  
FLOOR PLAN  
POWER**

Designed	MB/DT/TS/WW
Drawn	MB/DT/TS/WW
Checked	N/WH
Date	9/15/95
Job No.	95035.029


Sheet No.  
**EP-2.0K**  
CAD File: p:\p\hawaii\ep2-0k





FOR CONTINUATION  
SEE SHEET EP-2.0H

FOR CONTINUATION  
SEE SHEET EP-2.0



# Hawai'i Convention Center

Convention Center Authority  
Honolulu, HI


Wimberly Allison Tong & Goo, Inc.  
Honolulu, HI

In association with  
Loebky Marquardt & Neshom  
Seattle, WA

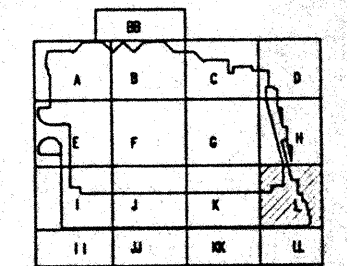
NORDIC / PCL  
A Joint Venture  
Honolulu, HI

Consultants

**Syska & Hennessy**  
ENGINEERS  
1900 West Street, Suite 100, Los Angeles, CA 90017  
Telephone: (213) 475-2000 Fax: (213) 475-7000



**LE LUDVIK ELECTRIC**  
2900 S. SHOSHONE  
DENVER, COLORADO  
80110  
(303) - 781-9601



Revisions:

No.	Date	By	Description
12/15/95			FINAL DOCUMENTS
10/17/95			OCTOBER COORDINATION
8/15/95			BUILDING PERMIT SET
4/17/95			ISSUED FOR FOUNDATION PERMIT

Sheet Title

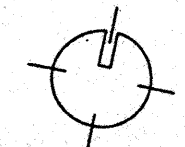
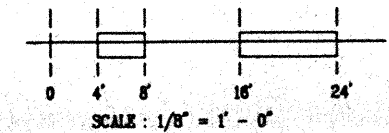
UTILIDOR LEVEL  
SECTOR L  
FLOOR PLAN  
POWER


Designed: MNO/TTS/VV  
Drawn: MNO/TTS/VV  
Checked: W/NH  
Date: 8/15/95  
Job No.: 93036.029

Sheet No.

EP-2.0L

CAD File: p:\proj\2\hwy\EP2-0L





# Hawai'i Convention Center

Convention Center Authority  
Honolulu, HI

Wimberly Allison Tong & Goo, Inc.  
Honolulu, HI

In association with  
Loachky Marquardt & Neshom  
Seattle, WA

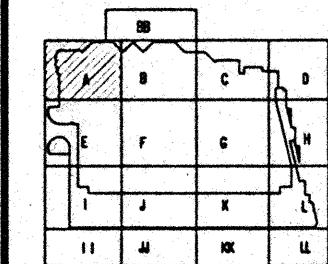
NORDIC / PCL  
A Joint Venture  
Honolulu, HI

Consultants

**Syska & Hennessy**  
ENGINEERS  
1900 West Olympic Blvd., Los Angeles, CA 90004  
Telephone: (213) 610-6000 Fax: (213) 478-7400



2900 S. SHOSHONE  
ENGLEWOOD, COLORADO  
80110  
(303) 781-9601



### Revisions

No.	Date	By	Description
12/15/95			FINAL DOCUMENTS
10/17/95			OCTOBER COORDINATION
9/15/95			BUILDING PERMIT SET
4/7/95			ISSUED FOR FOUNDATION PERMITS

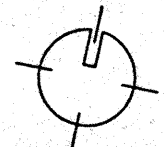
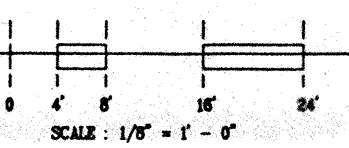
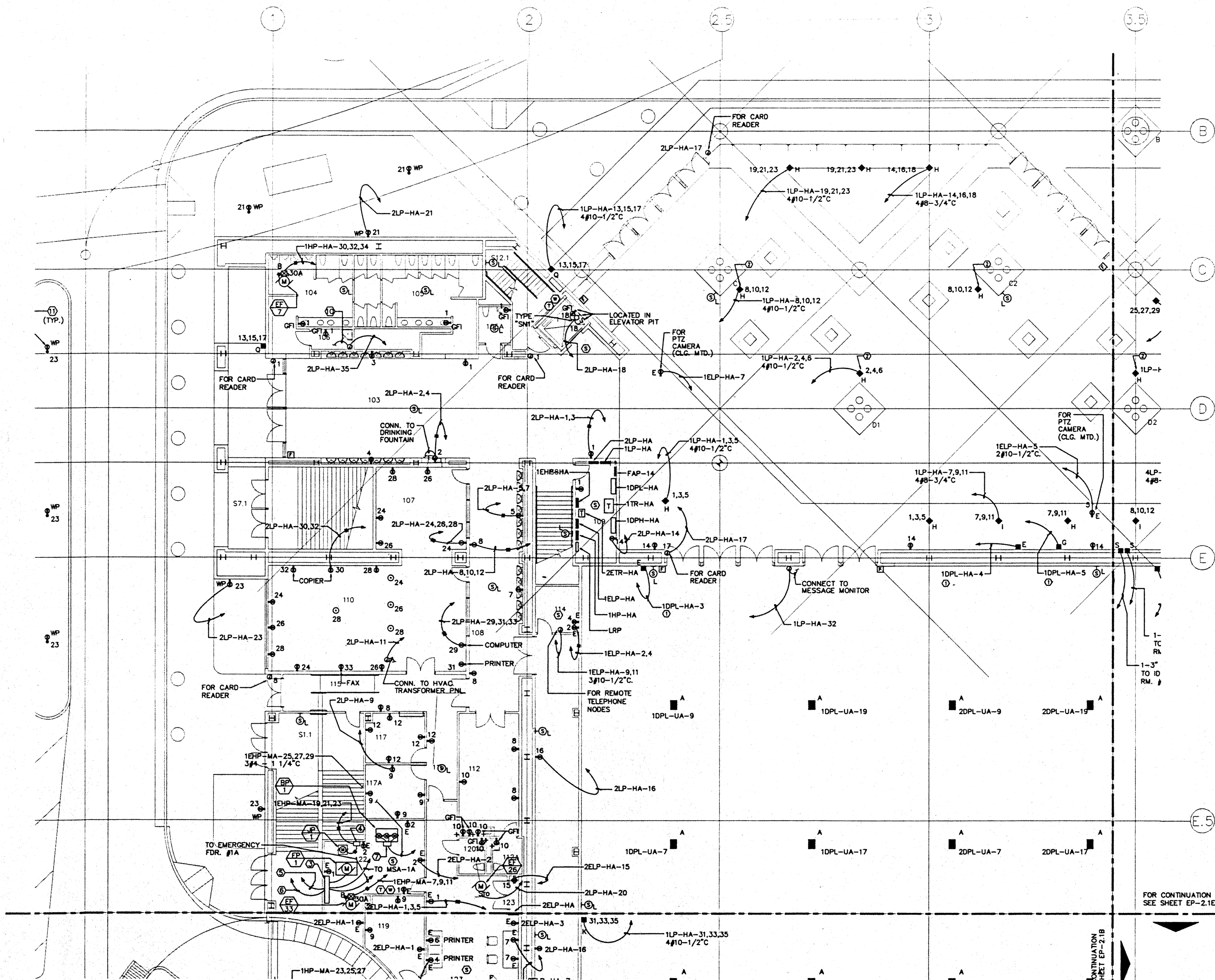
### EXHIBIT LEVEL SECTOR A FLOOR PLAN POWER

Designed	MB/DT/TS/VV
Drawn	MB/DT/TS/VV
Checked	N/RH
Date	9/15/95
Job No.	95036.02.9
Sheet No.	EP-2.1A

CAD File: g:\proj\hawaii\ep2-1a

### NOTES:


- ① FOR FEEDER AND CONDUIT SIZE SEE PANEL SCHEDULES.
- ② FLOOR BOX TYPE "H" WITHOUT TELEPHONE.
- ③ FIRE PUMP CONTROLLER & ATS.
- ④ JOCKEY PUMP CONTROLLER & DISCONNECT FURNISHED UNDER DIV. 15.
- ⑤ 4 #12 - 1/2" C TO EMERGENCY GEN. CONTROL PNL.
- ⑥ 4 #12 - 1/2" C TO REMOTE ANNUNCIATOR PNL IN FIRE CONTROL STATION.
- ⑦ STARTER AND DISCONNECT SW. FURNISHED UNDER DIV.15.
- ⑧ NOT USED.
- ⑨ NOT USED.
- ⑩ 36" AFF. CONNECT TO IRRIGATION CONTROLLER "A", RUN 2" CO. FROM CONTROLLER AND STUB OUT INTO ADJACENT LANDSCAPING. (COORDINATE LOCATION WITH LANDSCAPE CONTRACTOR.)
- ⑪ REFER TO LANDSCAPE DWGS. FOR EXACT LOCATION & MOUNTING HEIGHT OF OUTLETS IN PLANTER AREAS.



FOR CONTINUATION  
SEE SHEET EP-2.1B

FOR CONTINUATION  
SEE SHEET EP-2.1E





# Hawai'i Convention Center

Convention Center Authority  
Honolulu, HI

Winberly Allison Tong & Goo, Inc.  
Honolulu, HI

in association with

Loschky Marquardt & Nesholm  
Seattle, WA

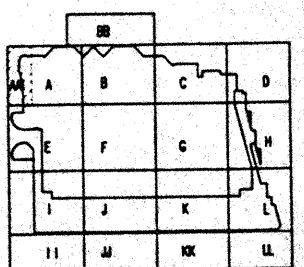
NORDIC / PCL  
A Joint Venture  
Honolulu, HI

Consultants

**Syska & Hennessy**  
ENGINEERS  
1800 West Century Blvd., Los Angeles, CA 90046  
Telephone: (213) 415-5500 Fax: (213) 475-7400



**TE**  
**LUDVIK**  
**ELECTRIC**  
7300 S. BROADWAY  
ENGLEWOOD, COLORADO  
80150  
(303) 786-5601



Revisions

No.	Date	Description
1	12/15/95	FINAL DOCUMENTS
2	10/17/95	OCTOBER COORDINATION
3	9/15/95	BUILDING PERMIT SET

Sheet Title

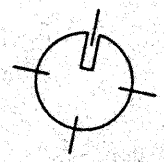

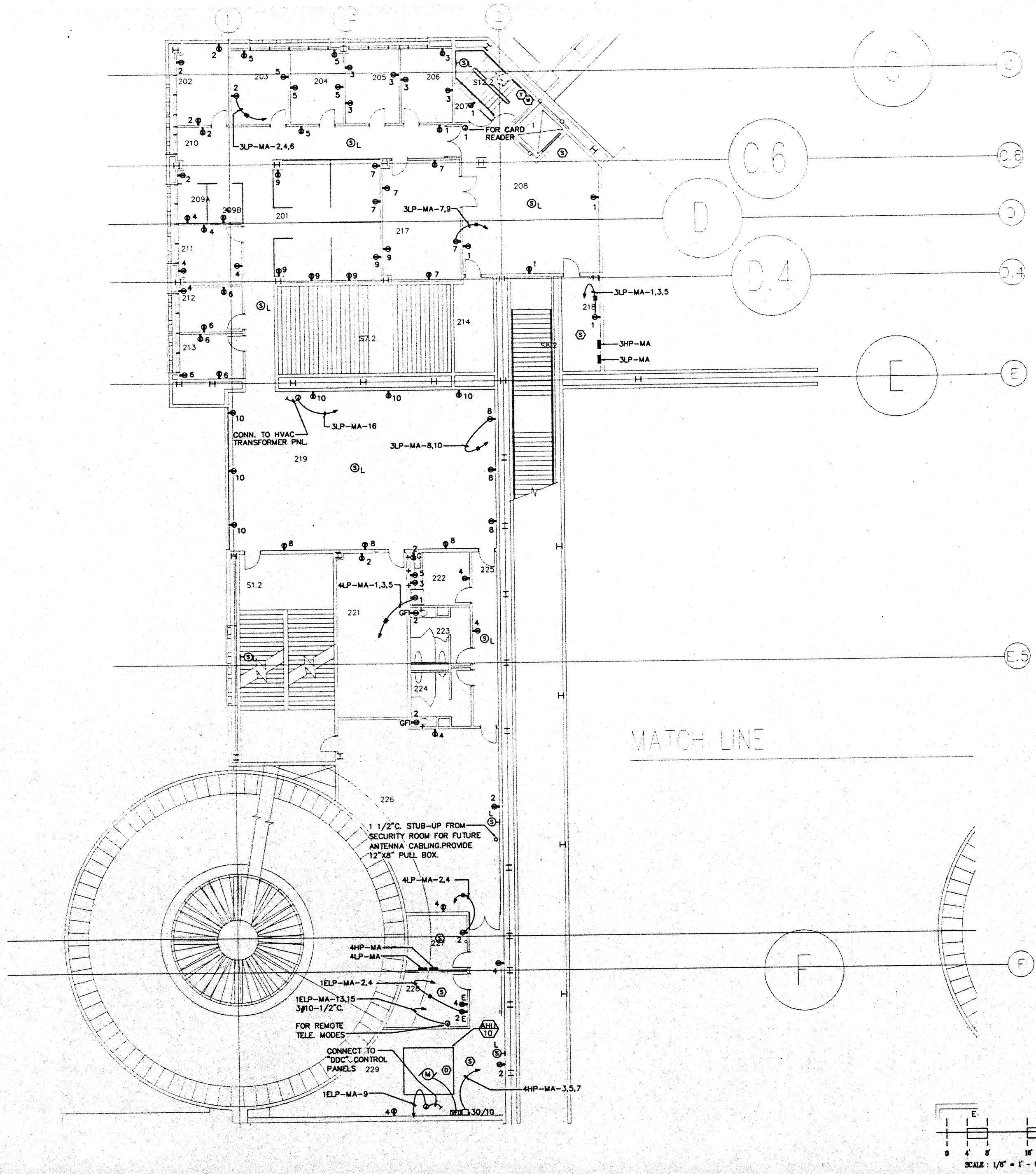
**ADMINISTRATION LEVEL  
AT EL. 19.0'  
SECTOR A  
FLOOR PLAN  
POWER**

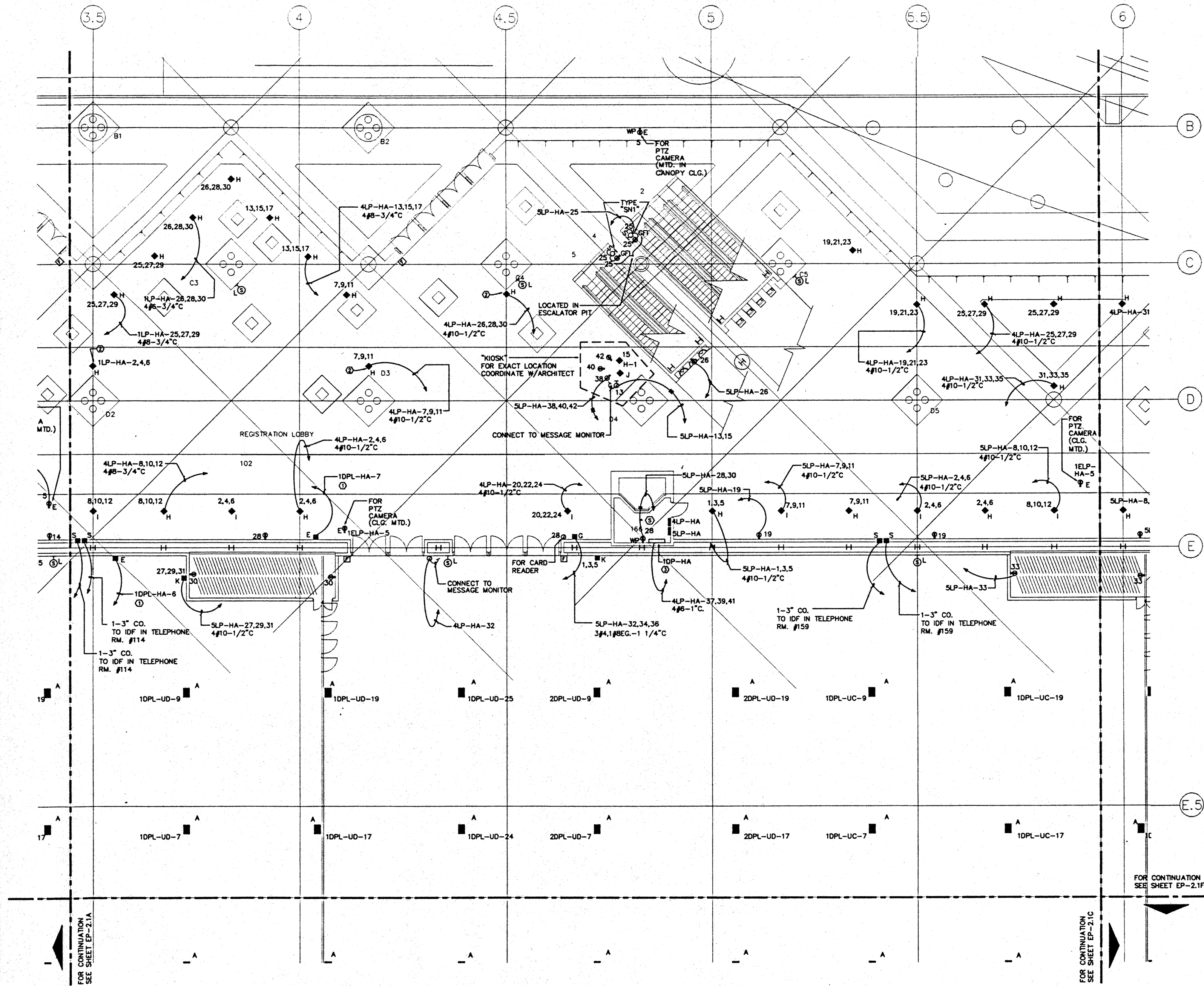
Designed	MB/D/T/S/VV
Drawn	MB/D/T/S/VV
Checked	N/RH
Date	8/15/95
Job No.	93030229

Sheet No.

**EP-2.1AA**


CAD File: p:\p\2\2\2\9\EP2-1A





**NOTES:**

- ① FOR FEEDER AND CONDUIT SIZE SEE PANEL SCHEDULES.
- ② FLOOR BOX TYPE "H" WITHOUT TELEPHONE.
- ③ "1DP-HA" WITH STARTER, DISCONNECTS, ETC. WIRING & CONNECTIONS TO ELECTRICAL EQUIPMENT IN PUMP ROOM SHALL BE PROVIDED BY "WATER FEATURE CONTRACTOR". "ELECTRICAL CONTRACTOR" IS TO PROVIDE LINE SIDE SINGLE POINT OF CONNECTION ONLY.



# Hawaii Convention Center


Convention Center Authority  
Honolulu, HI

Wimberly Allison Tong & Goo, Inc.  
Honolulu, HI  
in association with  
Loachky Marquardt & Neesholm  
Seattle, WA

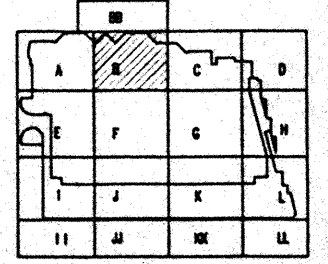
NORDIC / PCL  
A Joint Venture  
Honolulu, HI

**Consultants**

**Syska & Hennessy**  
ENGINEERS  
1800 West Olympic Blvd., Los Angeles, CA 90004  
Telephone (213) 978-0000 Fax (213) 478-7000



**LUDVIK ELECTRIC**  
2900 S. SHOSHONE  
ENGLEWOOD, COLORADO  
80110  
(303) - 781-9601



**Revisions**

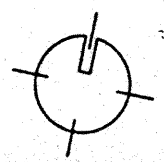
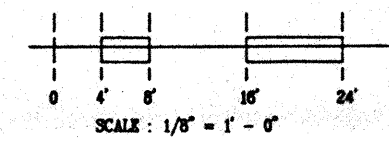
No.	Date	Description
12/15/95	12/15/95	FINAL DOCUMENTS
10/17/95	10/17/95	OCTOBER COORDINATION
9/16/95	9/16/95	BUILDING PERMIT SET
4/17/95	4/17/95	ISSUED FOR FOUNDATION PERMIT


**Sheet Title**

**EXHIBIT LEVEL  
SECTOR B  
FLOOR PLAN  
POWER**

Designed	MBG/TTS/VV
Drawn	MBG/TTS/VV
Checked	N/NN
Date	9/15/95
Job No.	950302B
Sheet No.	EP-2.1B

CAD File: p:\p\hawaii\ep2-1b





# Hawai'i Convention Center

Convention Center Authority  
Honolulu, HI

Wimberly Allison Tong & Goo, Inc.  
Honolulu, HI

In association with

Loachky Marquardt & Neehom  
Seattle, WA

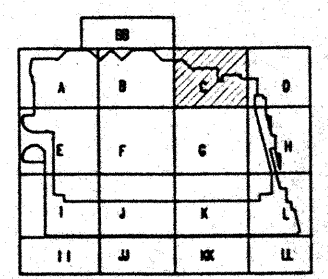
NORDIC / PCL  
A Joint Venture  
Honolulu, HI

Consultants

**Syska & Hennessy**  
ENGINEERS  
1900 West Century Blvd., Los Angeles, CA 90006  
Telephone (818) 955-8800 Fax (818) 475-7400



2900 S. SHOSHONE  
ENGLEWOOD, COLORADO  
80110  
(303) 781-9601



### Revisions

No.	Date	By	Description
1	12/15/95		FINAL DOCUMENTS
2	12/17/95		OCTOBER COORDINATION
3	1/15/96		BUILDING PERMIT SET
4	4/17/96		MARKED FOR FOUNDATION PERMIT

### Sheet Title

EXHIBIT LEVEL  
SECTOR C  
FLOOR PLAN  
POWER

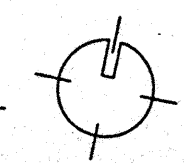
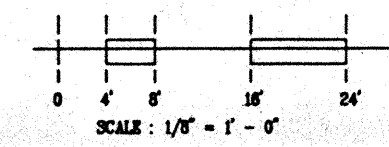
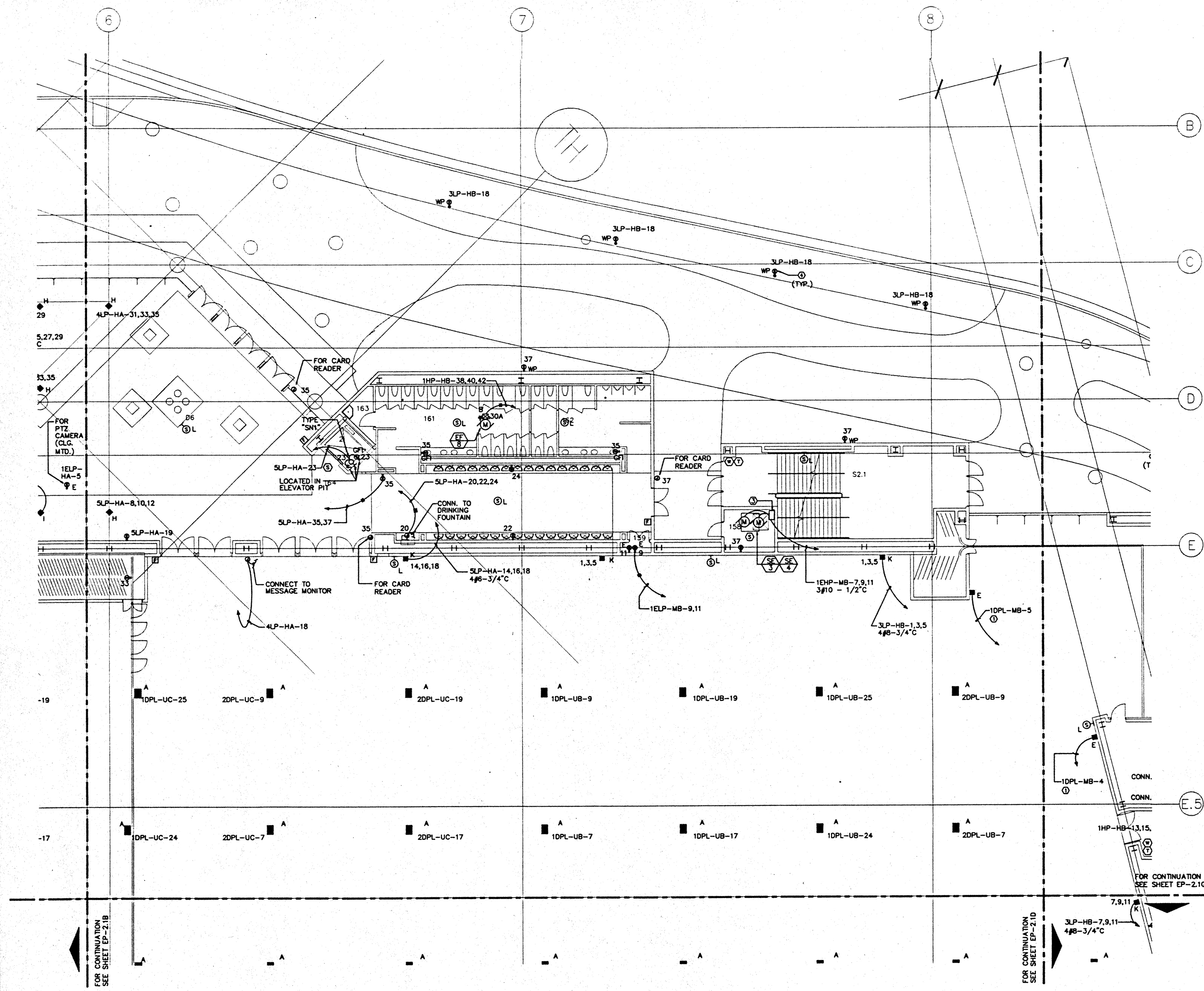
Designed	MB/07/TS/VV
Drawn	MB/07/TS/VV
Checked	N/NN
Date	9/15/95
Job No.	93038.029
Sheet No.	

EP-2.1C

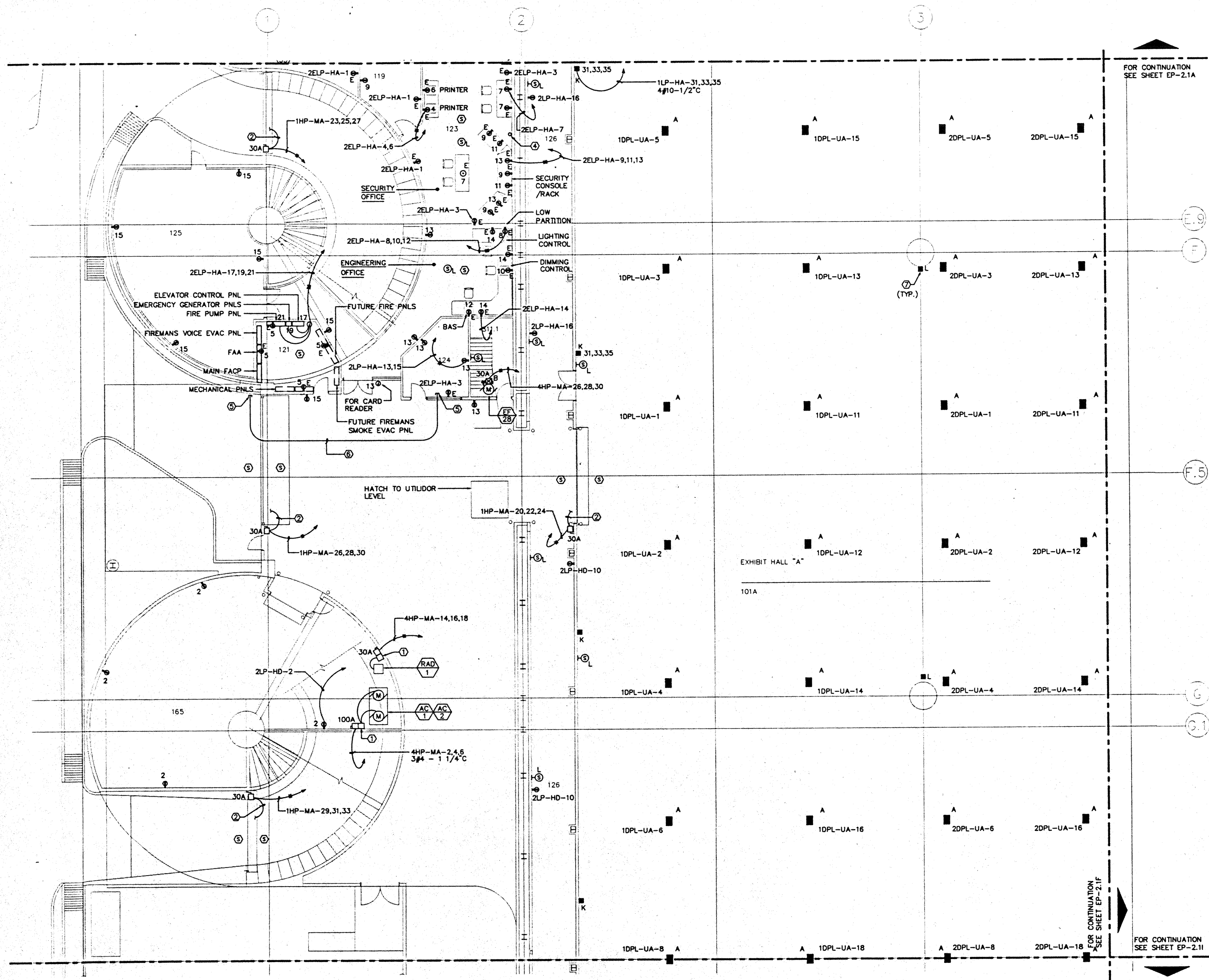
CAD File: p:\proj\2\exhibit\EP-2.1C

### NOTES:

- FOR FEEDER AND CONDUIT SIZE SEE PANEL SCHEDULES.
- FLOOR BOX TYPE "H" WITHOUT TELEPHONE.
- STARTER AND DISCONNECT SW FURNISHED UNDER DIV.15.
- REFER TO LANDSCAPE DWGS. FOR EXACT LOCATION & MOUNTING HEIGHT OF OUTLETS IN PLANTER AREAS.






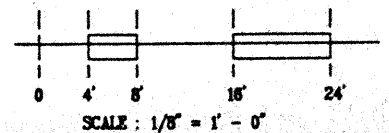


**NOTES:**

- ① STARTER CABINET FURNISHED BY DIV. 15.
- ② CONNECT TO DOOR CONTROL PANEL.
- ③ NOT USED.
- ④ 1 1/2" C. UP TO INTERMEDIATE LEVEL FOR FUTURE ANTENNA CABLING. PROVIDE 12" X 8" PULL BOX.
- ⑤ CAPPED IN FREE STANDING WP. J-BOX OR ON WALL WP. COVER.
- ⑥ PROVIDE 3/4" CONDUIT FROM ROOM #124 TO TRUCK DOCK ENTRANCE AT KAHAKAI DRIVE CAP CONDUIT ON BOTH SIDE FOR FUTURE TRUCK SIGNAL LIGHT USAGE. PULL BOX.
- ⑦ REFER TO AUDIOVISUAL DWGS. FOR EXACT LOCATION & MOUNTING HEIGHT OF WALL BOXES TYPE "L".

FOR CONTINUATION  
SEE SHEET EP-2.1A

FOR CONTINUATION  
SEE SHEET EP-2.1I



# Hawai'i Convention Center

Convention Center Authority  
Honolulu, HI

Wimberly Allison Tong & Goo, Inc.  
Honolulu, HI

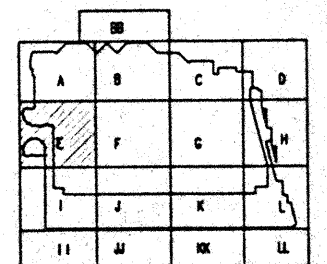

in association with

Loschky Marquardt & Nesholm  
Seattle, WA

NORDIC / PCL  
A Joint Venture  
Honolulu, HI

**Consultants**

**Syska & Hennessy**  
ENGINEERS  
1900 West Century Blvd., Los Angeles, CA 90024  
Telephone (213) 918-0000 Fax (213) 476-7400



**Revisions**

No.	Date	By	Description
12/15/95			FINAL DOCUMENTS
11/17/95			OCTOBER COORDINATION
9/15/95			BUILDING PERMIT SET
4/17/95			ISSUED FOR FOUNDATION PERMIT

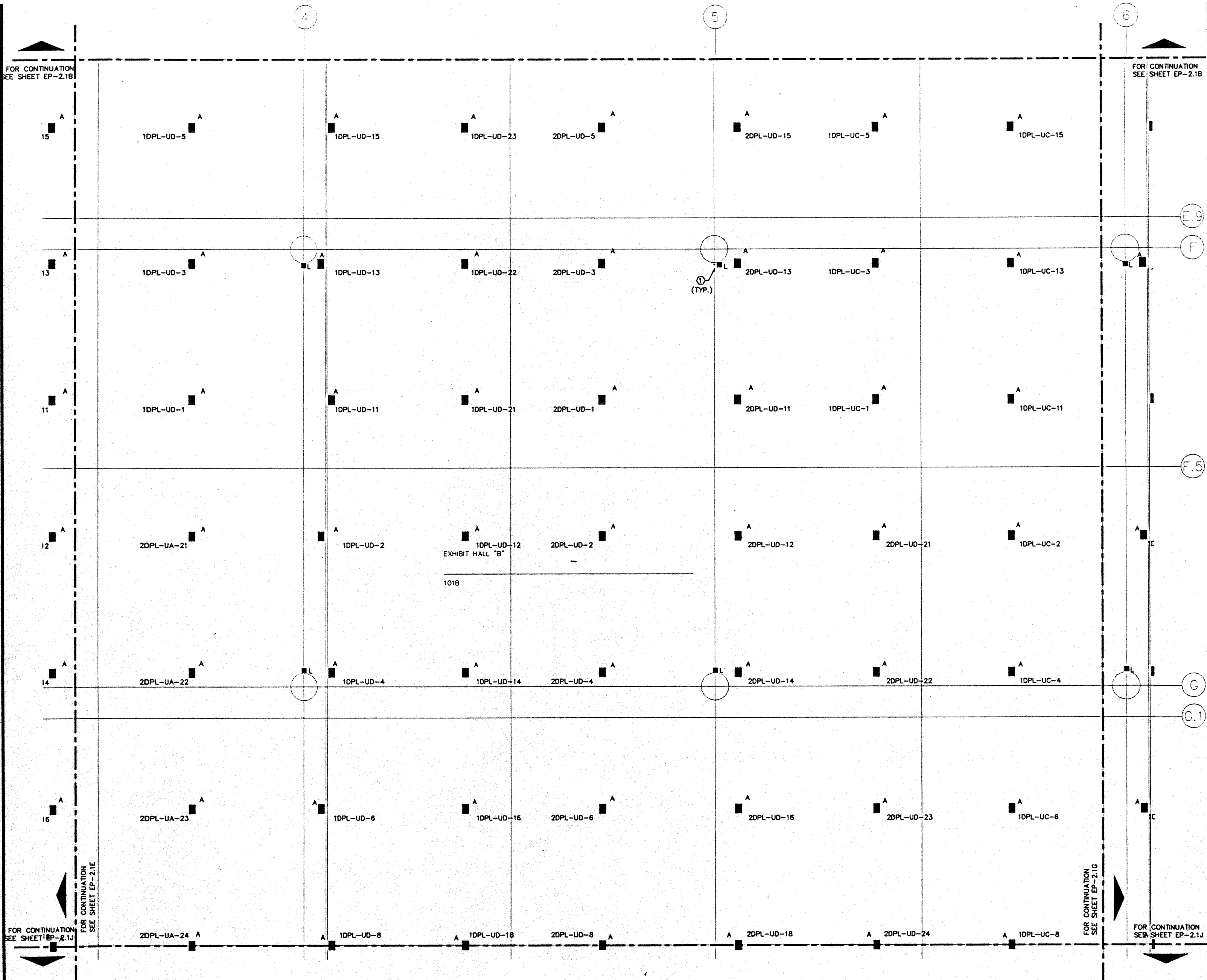
**Sheet Title**

**EXHIBIT LEVEL  
SECTOR E  
FLOOR PLAN  
POWER**


Designed	MB/OT/TS/WW
Drawn	MB/OT/TS/WW
Checked	W/AM
Date	9/15/95
Job No.	85038.029
Sheet No.	

**EP-2.1E**

CAD File: gtp/ludvik/ep2-1e



NOTES:  
 ① REFER TO AUDIOVISUAL DWGS. FOR EXACT LOCATION & MOUNTING HEIGHT OF WALL BOXES TYPE "L".



# Hawai'i Convention Center

Convention Center Authority  
 Honolulu, HI


Wimberly Allison Tong & Goo, Inc.  
 Honolulu, HI  
 in association with  
 Loschky Marquardt & Nesholm  
 Seattle, WA

NORDIC / PCL  
 A Joint Venture  
 Honolulu, HI

Consultants

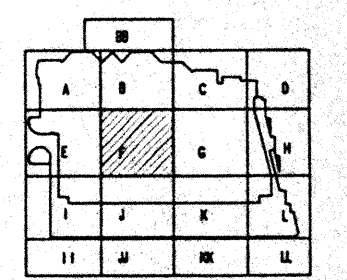
**Syska & Hennessy**  
 ENGINEERS

1880 West Olympic Blvd., Los Angeles, CA 90064  
 Telephone: (213) 552-0800 Fax: (213) 475-7666



**LE**  
 LUDVIK  
 ELECTRIC

2900 S. SHOSHONE  
 ENGLEWOOD, COLORADO  
 80110  
 (303) - 781-9801



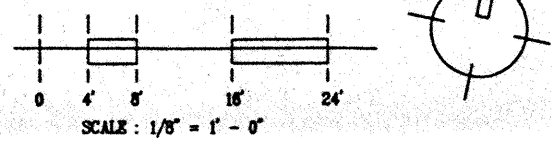
Revisions


No.	Date	By	Description

## EXHIBIT LEVEL SECTOR F FLOOR PLAN POWER

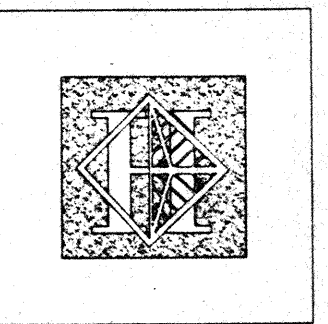
Designed: MB/07/83/VV  
 Drawn: MB/07/83/VV  
 Checked: N/WH  
 Date: 8/15/83  
 Job No.: 83036.029  
 Sheet No.:

EP-2.1F  
 CAD File: gtp/lec2/elec/EP2-F





NOTES:  
 ① REFER TO AUDIOVISUAL DWGS. FOR EXACT LOCATION & MOUNTING HEIGHT OF WALL BOXES TYPE "L".



# Hawai'i Convention Center


Convention Center Authority  
 Honolulu, HI

Wimberly Allison Tong & Goo, Inc.  
 Honolulu, HI  
 In association with  
 Lochky Marquardt & Neshom  
 Seattle, WA

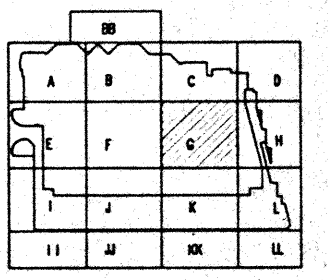
NORDIC / PCL  
 A Joint Venture  
 Honolulu, HI

Consultants

**Syska & Hennessy**  
 ENGINEERS  
 1980 West Olympic Blvd., Los Angeles, CA 90004  
 Telephone: (213) 978-2000 Fax: (213) 478-7400



LUDVIK ELECTRIC  
 2900 S. SHOSHONE  
 ENGLEWOOD, COLORADO 80110  
 (303) - 781-9601



### Revisions

No.	Date	By	Description
12/16/95			FINAL DOCUMENTS
10/17/95			OCTOBER COORDINATION
9/15/95			BUILDING PERMIT SET
4/17/95			ISSUED FOR FOUNDATION PERMIT

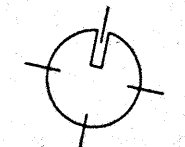
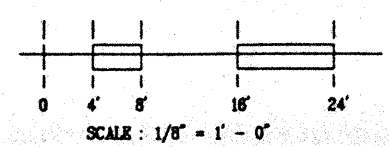
### Sheet Title

EXHIBIT LEVEL  
 SECTOR G  
 FLOOR PLAN  
 POWER

Designed	MB/DT/TS/VV
Drawn	MB/DT/TS/VV
Checked	I/NN
Date	9/15/95
Job No.	93036.02B
Sheet No.	


EP-2.1G

CAD File: c:\p1\2\95\ep2-1g



NOTES:

① REFER TO LANDSCAPE DWGS. FOR EXACT LOCATION & MOUNTING HEIGHT OF OUTLETS IN PLANTER AREAS.



# Hawai'i Convention Center

Convention Center Authority  
Honolulu, HI

Wimberly Allison Tong & Goo, Inc.  
Honolulu, HI

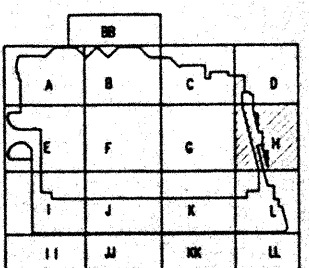

in association with

Loschky Marquardt & Nesholm  
Seattle, WA

NORDIC / PCL  
A Joint Venture  
Honolulu, HI

Consultants

**Syska & Hennessy**  
ENGINEERS  
9909 West Olympic Blvd., Los Angeles, CA 90044  
Telephone: (213) 916-0000 Fax: (213) 475-7400



Revisions

No.	Date	By	Description
12/16/95			FINAL DOCUMENTS
10/17/95			OCTOBER COORDINATION
8/16/95			BUILDING PERMIT SET
4/7/95			BASED FOR FOUNDATION PERMIT

Sheet Title

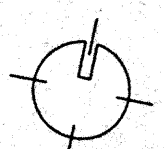
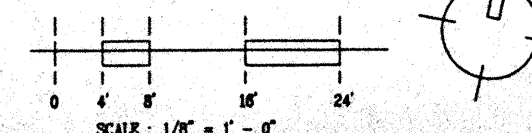
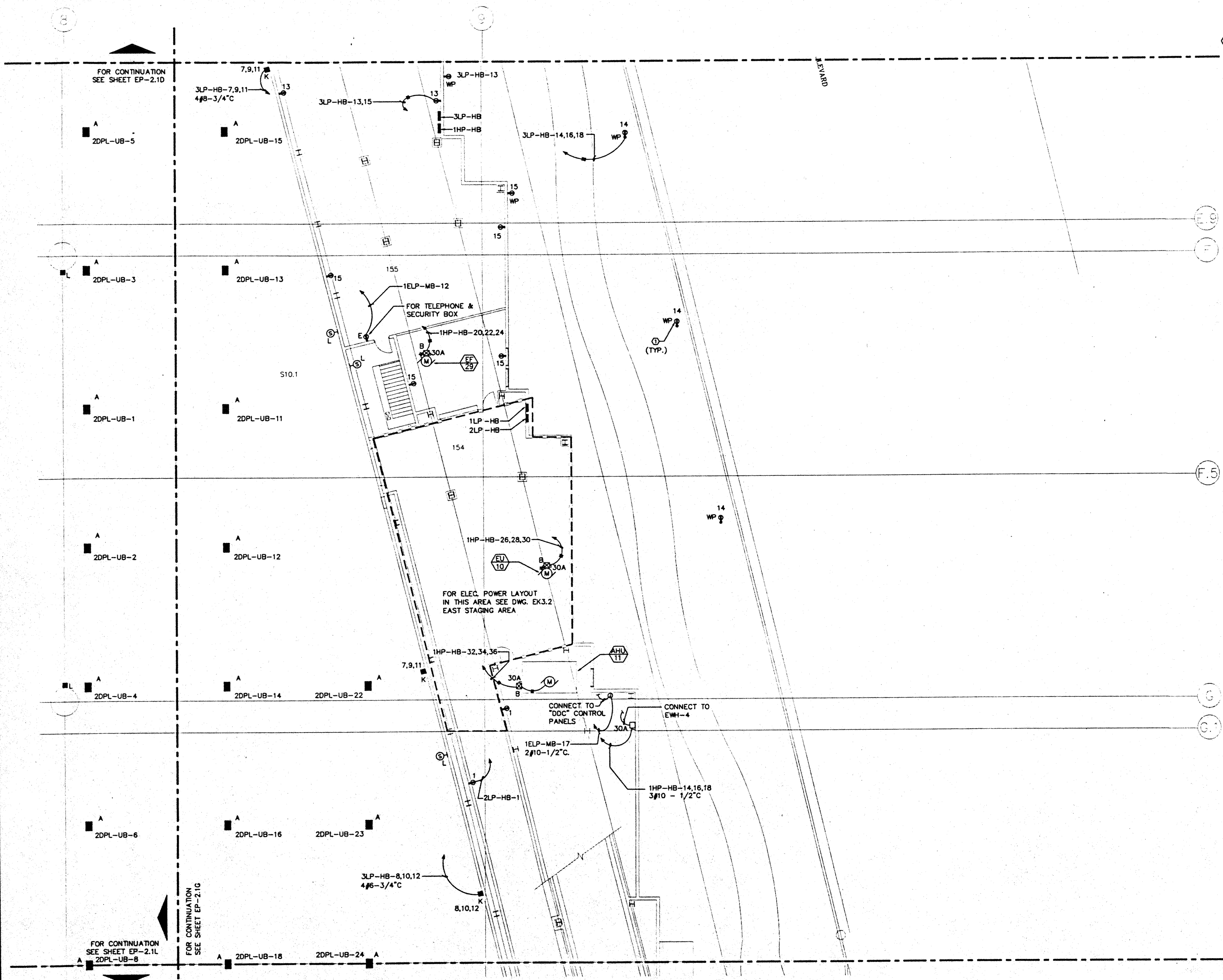
EXHIBIT LEVEL  
SECTOR H  
FLOOR PLAN  
POWER

Designed	MB/DT/TS/VV
Drawn	MB/DT/TS/VV
Checked	IV/WH
Date	9/15/95
Job No.	93036.029


Sheet No.

EP-2.1H

CAD File: p:\proj\h2\elec\ep2-1h







# Hawai'i Convention Center

Convention Center Authority  
Honolulu, HI

Wimberly Allison Tong & Goo, Inc.  
Honolulu, HI

In association with

Loschky Marquardt & Neesholm  
Seattle, WA

NORDIC / PCL


A Joint Venture

Honolulu, HI

Consultants

**Syska & Hennessy**  
ENGINEERS

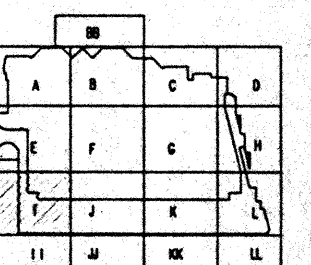
1900 West Olympic Blvd., Los Angeles, CA 90006  
Telephone (818) 708-0000 Fax (818) 708-7000



*D. Michael McClellan*



LUDVIK  
ELECTRIC  
7900 S. SHOSHONE  
DALLAS, TEXAS 75249  
800P  
(214) 351-5600

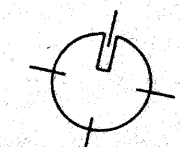
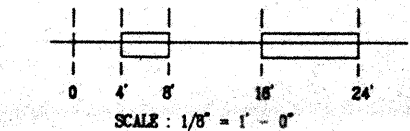


### NOTES:

- ① FOR FEEDER AND CONDUIT SIZE SEE PANEL SCHEDULES.
- ② EXTEND WIRING FOR CAR LIGHTS & FAN TO ELEVATOR CONTROLLER, MAKE FINAL CONNECTIONS.
- ③ ELEVATOR CONTROLLER, VERIFY LOCATION, EXTEND WIRING TO ELEVATOR EQUIP. AS DIRECTED BY ELEVATOR CONTRACTOR.
- ④ EXTEND 1/2" CONDUIT TO ELEVATOR CONTROLLER FOR FIRE ALARM SYSTEM CONNECTIONS.
- ⑤ CONNECT TO DOOR CONTROL PANEL.
- ⑥ PROVIDE 2#14 IN 1/2" CONDUIT FROM HEAT DETECTOR TO SHUNT TRIP CB. AT PNL "IEDPH-MD"

FOR CONTINUATION  
SEE SHEET EP-2.1E

FOR CONTINUATION  
SEE SHEET EP-2.1F



### Revisions

No.	Date	By	Description
12/15/95			FINAL DOCUMENTS
10/17/95			OCTOBER COORDINATION
9/15/95			BUILDING PERMIT SET

### Sheet Title

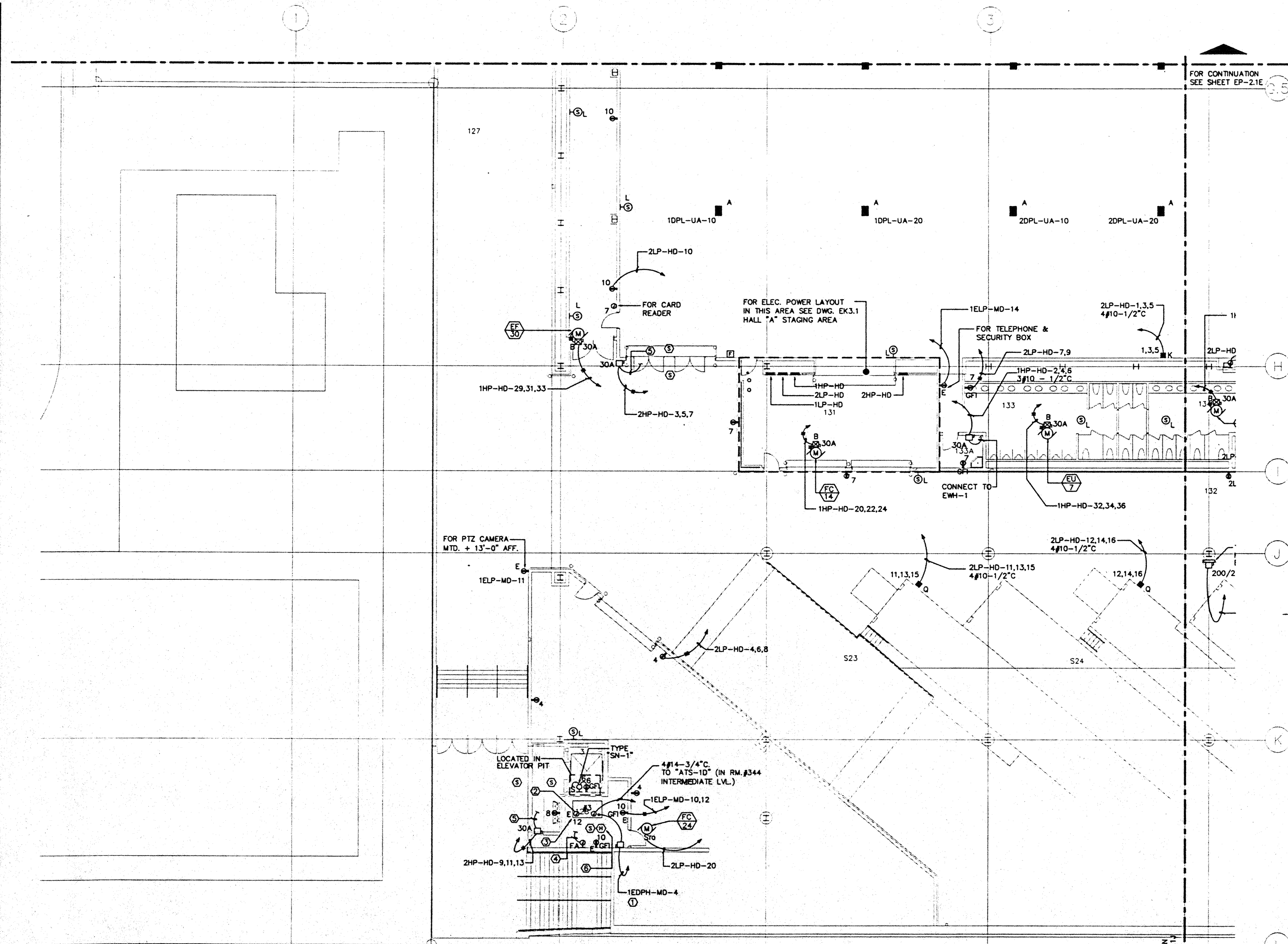
EXHIBIT LEVEL  
SECTOR I  
FLOOR PLAN  
POWER

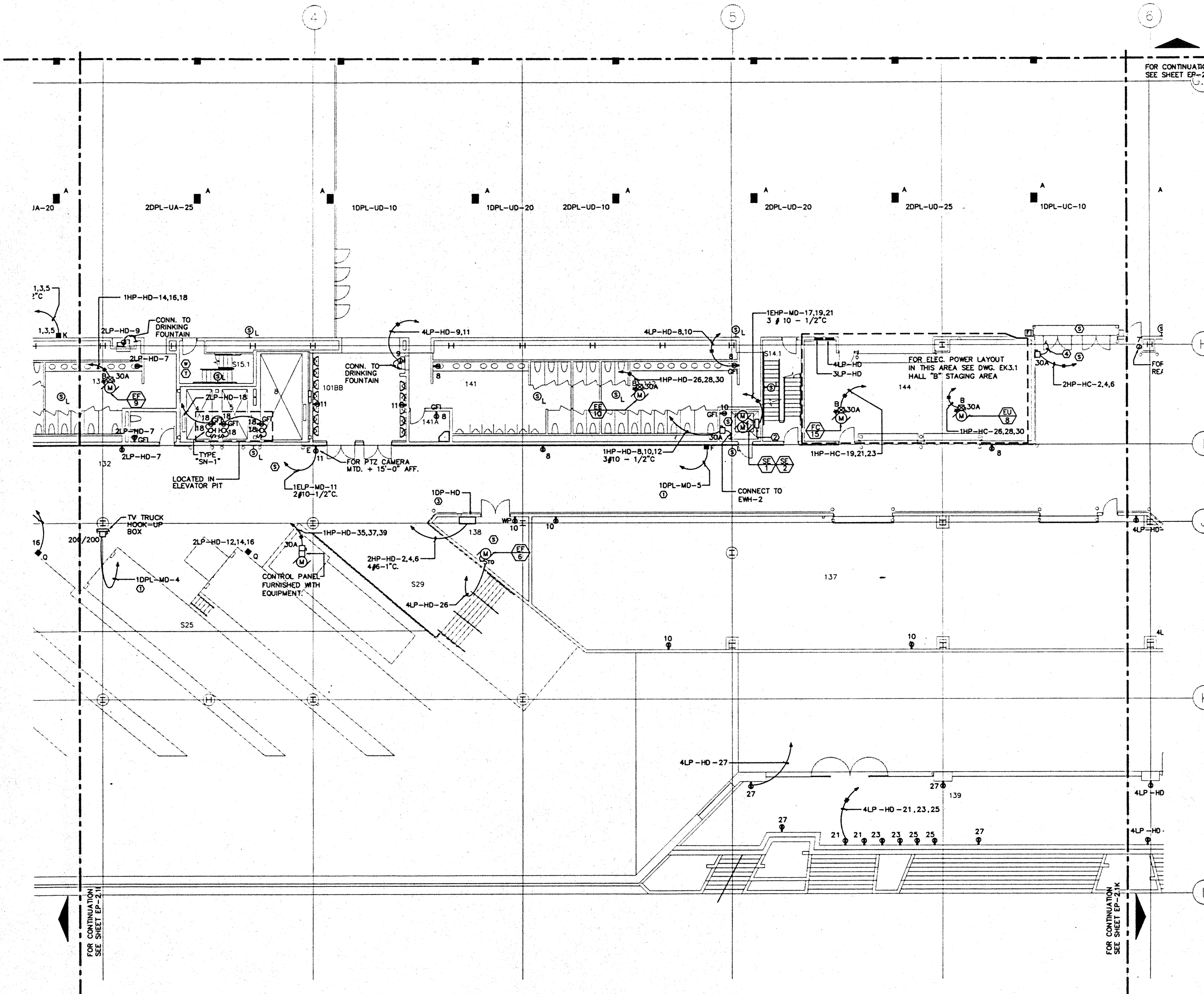
Designed	MB/DT/TS/VV
Drawn	MB/DT/TS/VV
Checked	M/AM
Date	9/15/95
Job No.	98036.02.9

### Sheet No.

EP-2.11


CAD File: p:\ep\2\elec\ep2-11





**NOTES:**

- ① FOR FEEDER AND CONDUIT SIZE SEE PANEL SCHEDULES.
- ② STARTER AND DISCONNECT SW. FURNISHED UNDER DIV.15.
- ③ "1DP-HD" WITH STARTER, DISCONNECTS, ETC. WIRING & CONNECTIONS TO ELECTRICAL EQUIPMENT IN PUMP ROOM SHALL BE PROVIDED BY "WATER FEATURE CONTRACTOR". "ELECTRICAL CONTRACTOR IS TO PROVIDE LINE SIDE SINGLE POINT OF CONNECTION ONLY".
- ④ CONNECT TO DOOR CONTROL PANEL.



# Hawai'i Convention Center

Convention Center Authority  
Honolulu, HI

Wimberly Allison Tong & Goo, Inc.  
Honolulu, HI

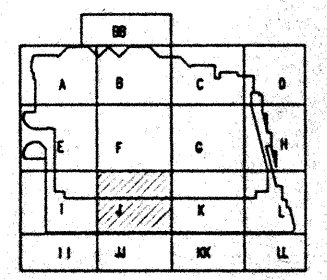

in association with

Loschky Marquardt & Neeholm  
Seattle, WA

NORDIC / PCL  
A Joint Venture  
Honolulu, HI

**Consultants**

**Syska & Hennessy**  
**ENGINEERS**  
1900 West Olympic Blvd., Los Angeles, CA 90004  
Telephone: (213) 916-0000 Fax: (213) 970-7000



**Revisions**

No.	Date	Description
12/15/95	FINAL DOCUMENTS	
11/17/95	OCTOBER COORDINATION	
9/15/95	BUILDING PERMIT SET	

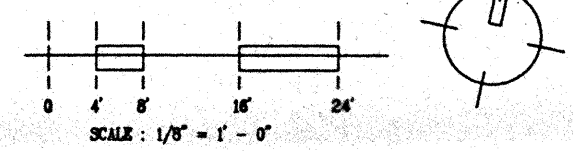
**Sheet Title**

**EXHIBIT LEVEL  
SECTOR J  
FLOOR PLAN  
POWER**

Designed	MBOT/TS/VV
Drawn	MBOT/TS/VV
Checked	N/N
Date	9/15/95
Job No.	93036.023
Sheet No.	


**EP-2.1J**

CAD File: p:\proj\2\rel\ep2-1j









# Hawai'i Convention Center

Convention Center Authority  
Honolulu, HI

Wimberly Allison Tong & Goo, Inc.  
Honolulu, HI

In association with


Loechky Marquardt & Neshom  
Seattle, WA

NORDIC / PCL  
A Joint Venture  
Honolulu, HI

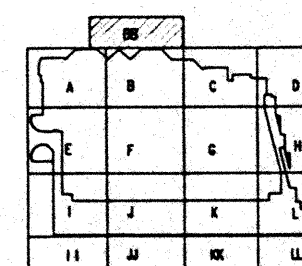
Consultants

**Syska & Hennessy**  
ENGINEERS

1000 West Street, Los Angeles, CA 90004  
Telephone: (213) 212-2000 Fax: (213) 212-7000



LUDVIK  
ELECTRIC  
7300 S. BROADWAY  
DENVER, COLORADO 80229  
(303) 751-5401



Revisions


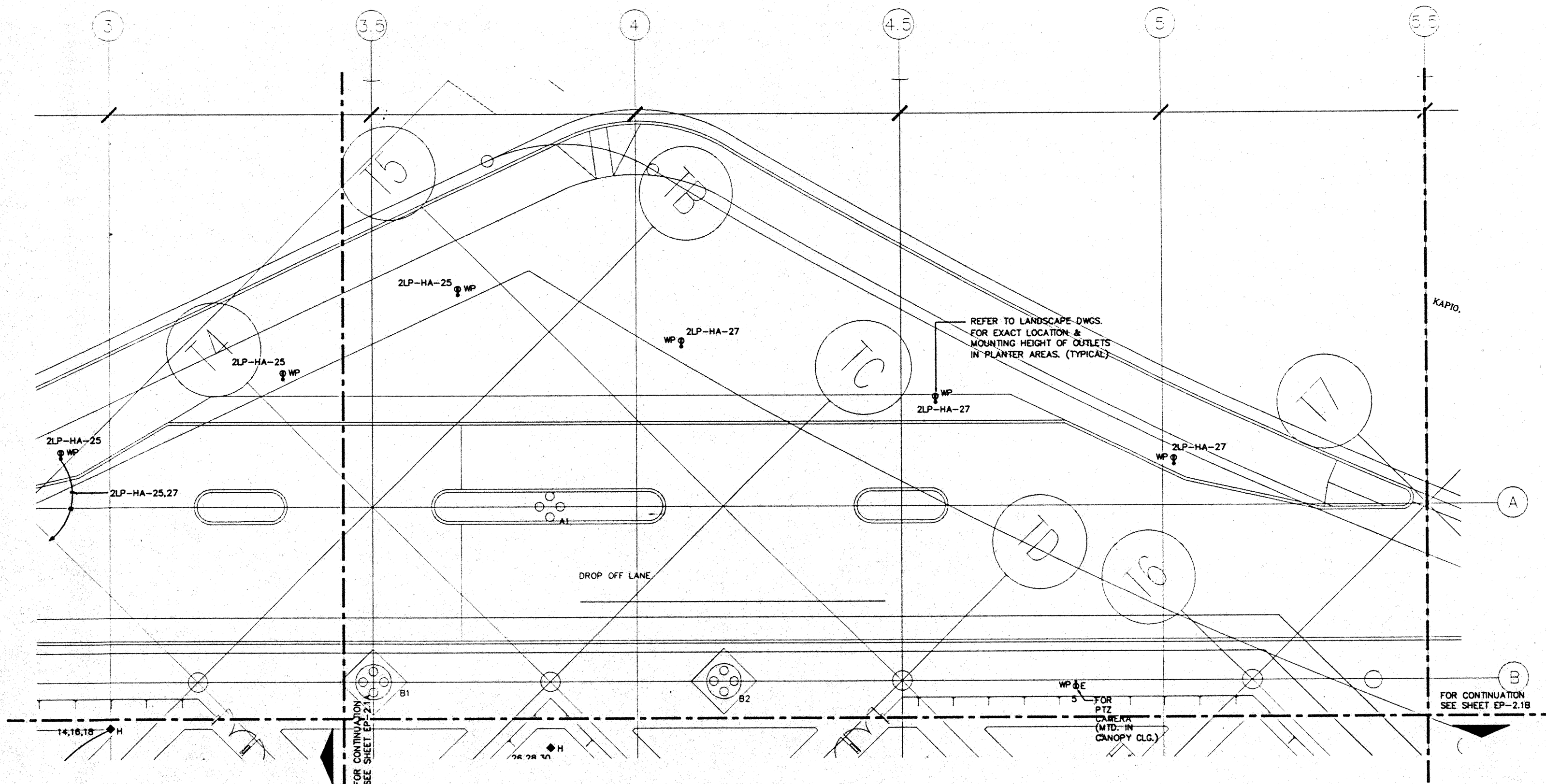
No.	Date	By	Description
1	12/16/95		FINAL DOCUMENTS
2	10/17/95		OCTOBER COORDINATION
3	9/15/95		BUILDING PERMIT SET


Sheet Title

EXHIBIT LEVEL  
SECTOR BB  
POWER PLAN

Designed	MB/DT/TS/VV
Drawn	MB/DT/TS/VV
Checked	R/W
Date	9/15/95
Job No.	95030223
Sheet No.	EP-2.1BB

CAD File: p:\proj\2\exhib\EP2-1B





# Hawai'i Convention Center

Convention Center Authority  
Honolulu, HI

Wimberly Allison Tong & Goo, Inc.  
Honolulu, HI


In association with

Loachky Marquardt & Neshom  
Seattle, WA

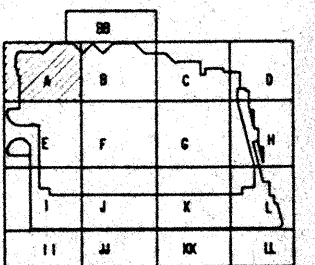
NORDIC / PCL  
A Joint Venture  
Honolulu, HI

Consultants

**Syska & Hennessy**  
ENGINEERS  
1900 West Olympic Blvd., Los Angeles, CA 90004  
Telephone: (213) 512-5500 Fax: (213) 474-7400



**LE**  
**LUDVIK**  
**ELECTRIC**  
7300 S. BROADWAY  
ENGLEWOOD, COLORADO  
80155  
(303) 751-5401



Revisions

No.	Date	By	Description
12/15/95			FINAL DOCUMENTS
11/17/95			OCTOBER COORDINATION
9/15/95			BUILDING PERMIT SET

Sheet Title

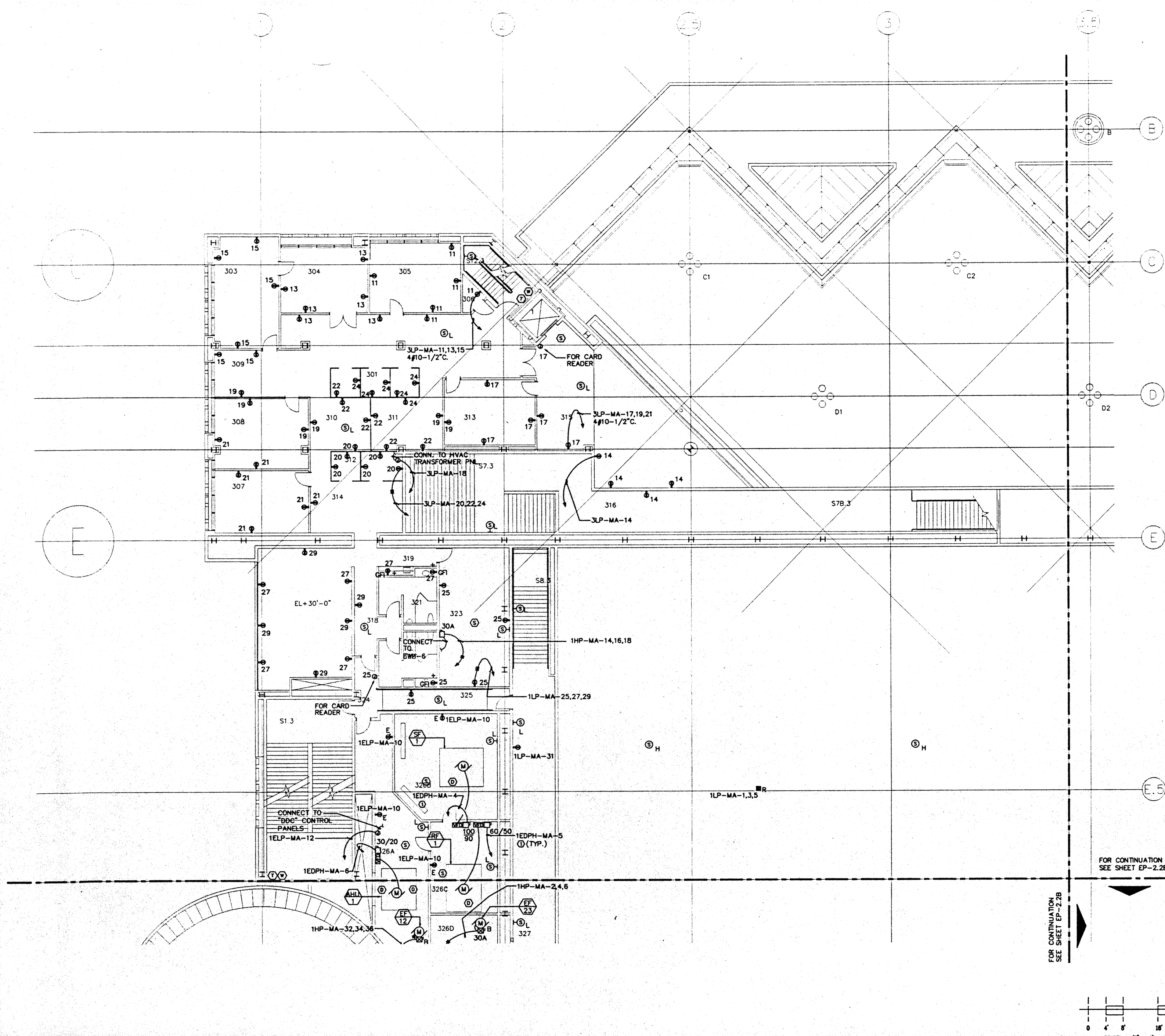
**INTERMEDIATE LEVEL  
SECTOR A  
FLOOR PLAN  
POWER**

Designed: MB/DT/TS/VV  
Drawn: MB/DT/TS/VV  
Checked: J/RH  
Date: 9/15/95  
Job No.: 93036.023  
Sheet No.:

**EP-2.2A**

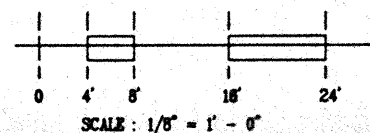
CAD File: p:\proj\hawaii\ep2-2a

- NOTES:
- ① SEE PANEL SCHEDULE FOR FEEDER & CONDUIT SIZE.
  - ② NOT USED.

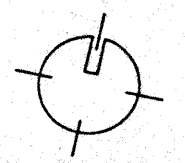



FOR CONTINUATION  
SEE SHEET EP-2.2E

FOR CONTINUATION  
SEE SHEET EP-2.2B



SCALE: 1/8" = 1' - 0"





# Hawai'i Convention Center

Convention Center Authority  
Honolulu, HI

Wimberly Allison Tong & Goo, Inc.  
Honolulu, HI

In association with


Loschky Marquardt & Neshom  
Seattle, WA

NORDIC / PCL  
A Joint Venture  
Honolulu, HI

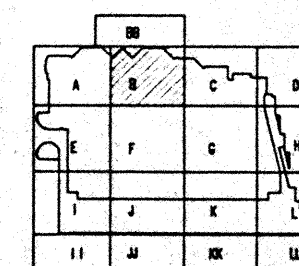
Consultants

**Syska & Hennessy**  
ENGINEERS

1800 West Olympic Blvd., Los Angeles, CA 90004  
Telephone (213) 978-6500 Fax (213) 478-7400



LUDVIK  
ELECTRIC  
7500 S. SACRAMENTO  
DENVER, COLORADO  
80231  
(303) 751-9401



Revisions

No.	Date	By	Description
12/15/95			FINAL DOCUMENTS
11/17/95			OCTOBER COORDINATION
9/15/95			BUILDING PERMIT SET

Sheet Title

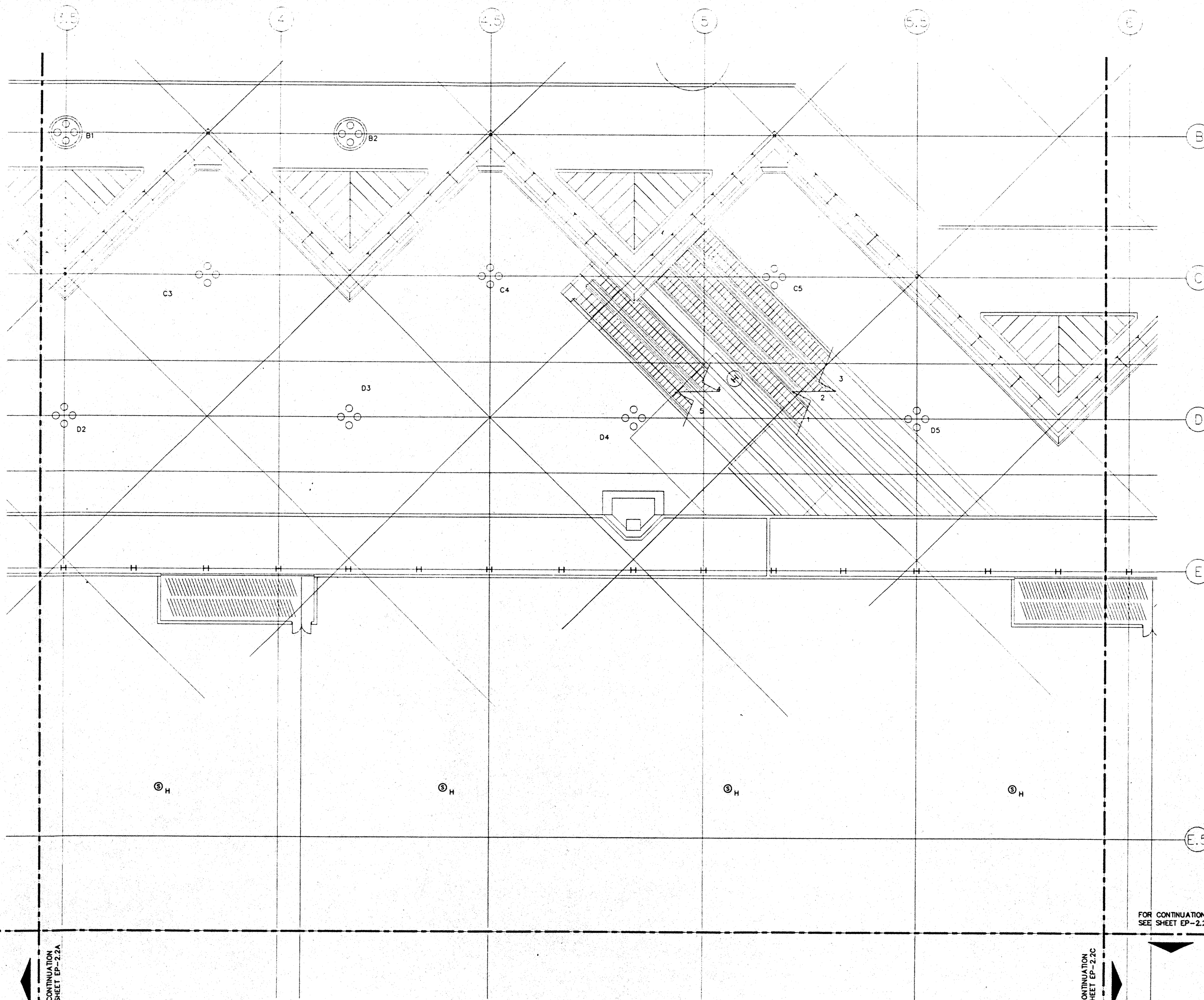
INTERMEDIATE LEVEL  
SECTOR B  
FLOOR PLAN  
POWER

Designed	MB/OT/TS/VV
Drawn	MB/OT/TS/VV
Checked	N/N
Date	9/15/95
Job No.	93096.02B

Sheet No.

EP-2.2B

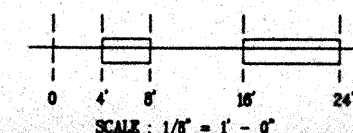
CAD File: p:\h\c2\h\c\p\EP2-2B



FOR CONTINUATION  
SEE SHEET EP-2.2A


FOR CONTINUATION  
SEE SHEET EP-2.2C

FOR CONTINUATION  
SEE SHEET EP-2.2C









# Hawai'i Convention Center

Convention Center Authority  
Honolulu, HI

Winberry Allison Tong & Goo, Inc.  
Honolulu, HI

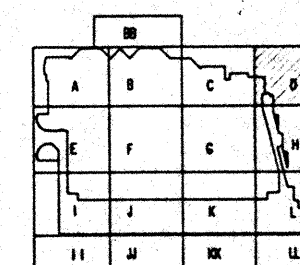
In association with

Loechky Marquardt & Nesholm  
Seattle, WA

NORDIC / PCL  
A Joint Venture  
Honolulu, HI

Consultants

**Syska & Hennessy**  
**ENGINEERS**  
1900 West Olympic Blvd., Los Angeles, CA 90004  
Telephone (213) 216-0800 Fax (213) 478-7400



Revisions

No.	Date	By	Description
12/15/95			FINAL DOCUMENTS
10/12/95			OCTOBER COORDINATION
9/15/95			BUILDING PERMIT SET

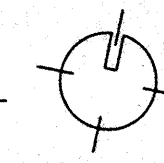
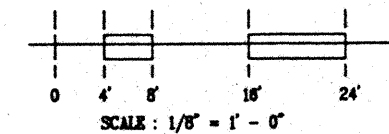
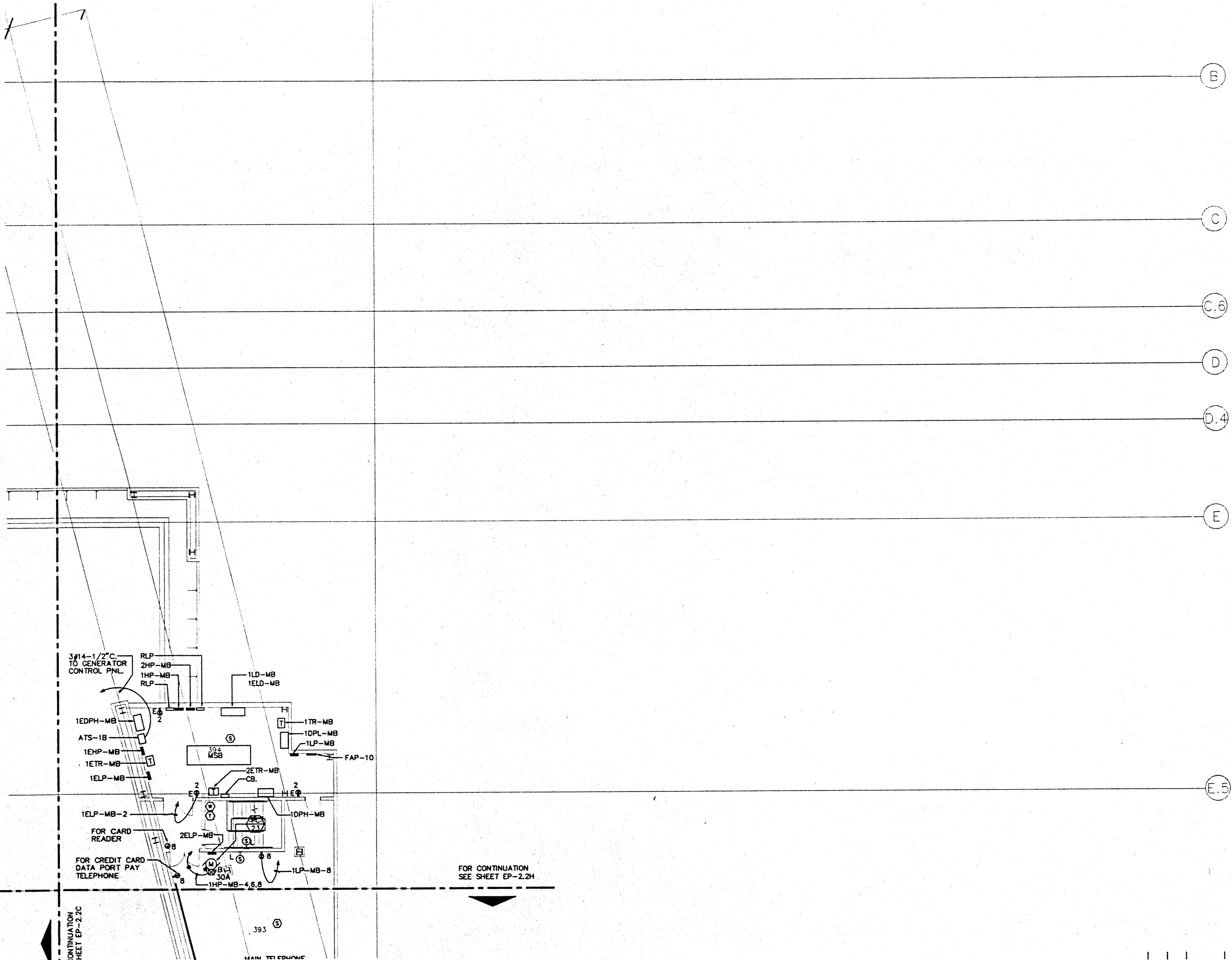
Sheet Title

**INTERMEDIATE LEVEL  
SECTOR D  
FLOOR PLAN  
POWER**

Designed	MB/OT/TS/VV
Drawn	MB/OT/TS/VV
Checked	N/MB
Date	9/15/95
Job No.	9309L029
Sheet No.	


**EP-2.2D**

CAD File: g:\p\h\2\elec\EP2-2D



FOR CONTINUATION  
SEE SHEET EP-2.2C

FOR CONTINUATION  
SEE SHEET EP-2.2H



# Hawai'i Convention Center

Convention Center Authority  
Honolulu, HI

Winberly Allison Tong & Goo, Inc.  
Honolulu, HI

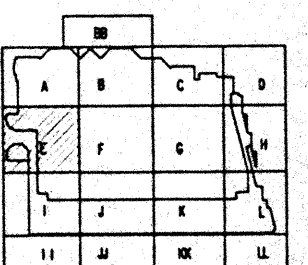

in association with

Loeschky Marquardt & Neeshom  
Seattle, WA

NORDIC / PCL  
A Joint Venture  
Honolulu, HI

Consultants

**Syska & Hennessy**  
ENGINEERS  
1900 West Century Blvd., Los Angeles, CA 90044  
Telephone (818) 918-0800 Fax (818) 478-7888



Revisions

Date	By	Description
12/15/95		FINAL DOCUMENTS
10/17/95		OCTOBER COORDINATION
9/15/95		BUILDING PERMIT SET

Sheet Title

INTERMEDIATE LEVEL  
SECTOR E  
FLOOR PLAN  
POWER

Designed	MB/DT/TW/VV
Drawn	MB/DT/TW/VV
Checked	N/WH
Date	9/15/95
Job No.	93036.029
Sheet No.	EP-2.2E

CAD File: p:\proj\hawaii\ep2-2e

### NOTES:

① SEE PANEL SCHEDULE FOR FEEDER & CONDUIT SIZE.

- ② NOT USED
- ③ NOT USED
- ④ NOT USED
- ⑤ NOT USED
- ⑥ NOT USED
- ⑦ NOT USED
- ⑧ NOT USED
- ⑨ NOT USED
- ⑩ NOT USED
- ⑪ NOT USED
- ⑫ NOT USED

⑬ CONTROL SWITCH SHALL SHUT OFF ALL ELECTRICALLY MACHINERY IN CHILLER ROOM EXCEPT EXHAUST FAN. PROVIDE LABEL: "EMERGENCY REFRIGERATION SWITCH"

⑭ CONTROL SWITCH, SHALL CONTROL EXHAUST FAN FOR CHILLER ROOM. PROVIDE LABEL: "EMERGENCY VENTILATION SWITCH"

⑮ NOT USED.

⑯ 1 1/2" C. STUB-UP FROM ADMIN. LEVEL AT ELEV. 19.0' FOR FUTURE ANTENNA CABLING. PROVIDE 12" X 8" PULL BOX.

⑰ CONNECT TO LIGHT FIXTURES.

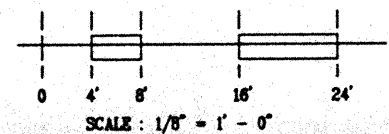
⑱ CONNECT TO RECEPTACLE OUTLETS.

⑲ REFER TO "HECO" DRAWINGS FOR ELECTRICAL REQUIREMENTS: RECEPTACLE OUTLETS, LIGHTING FIXTURES & SWITCHES, GROUNDING, CONDUITS, ETC.

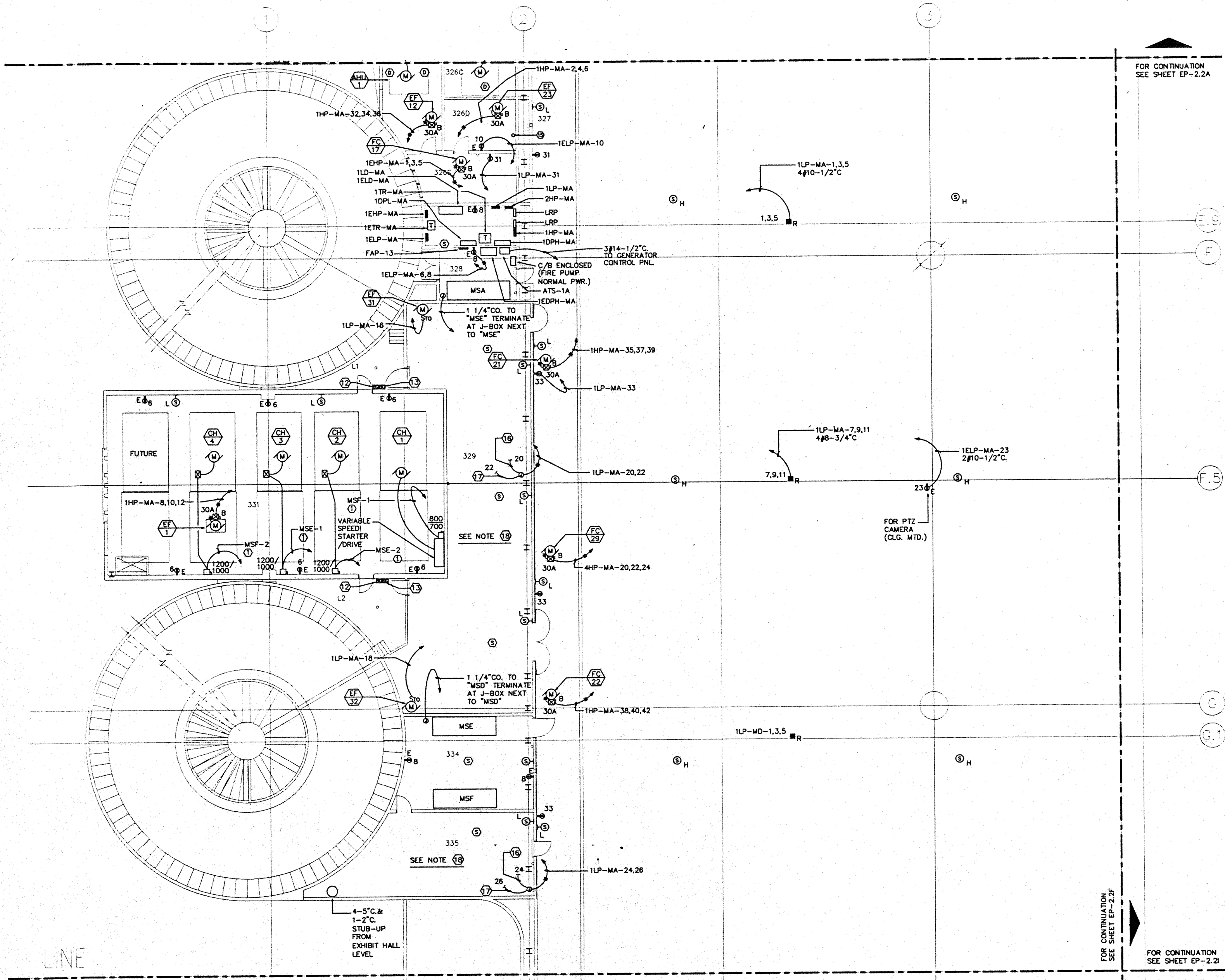
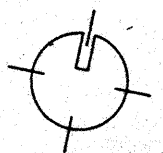
FOR CONTINUATION  
SEE SHEET EP-2.2A

FOR CONTINUATION  
SEE SHEET EP-2.2F

FOR CONTINUATION  
SEE SHEET EP-2.2I

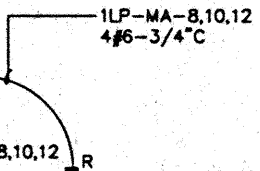
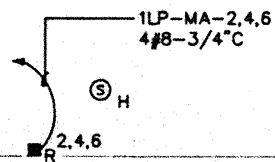


SCALE: 1/8" = 1' - 0"



FOR CONTINUATION  
SEE SHEET EP-2.2B

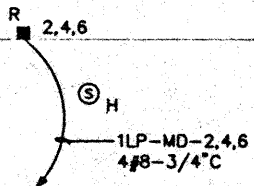
FOR CONTINUATION  
SEE SHEET EP-2.2B



1LP-MA-7,9,11

1LP-MB-2,4,6

FOR PTZ  
CAMERA  
(CLG. MTD.)



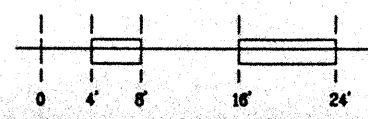
1LP-MC-1,3,5

FOR CONTINUATION  
SEE SHEET EP-2.2J


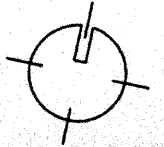
FOR CONTINUATION  
SEE SHEET EP-2.2J

FOR CONTINUATION  
SEE SHEET EP-2.2E

FOR CONTINUATION  
SEE SHEET EP-2.2G



SCALE: 1/8" = 1' - 0"



# Hawai'i Convention Center

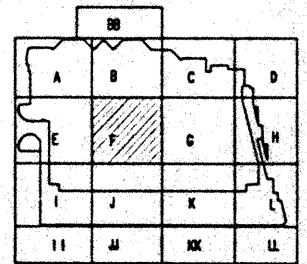
Convention Center Authority  
Honolulu, HI

Wimberly Allison Tong & Goo, Inc.  
Honolulu, HI  
in association with  
Loschky Marquardt & Neeholm  
Seattle, WA

NORDIC / PCL  
A Joint Venture  
Honolulu, HI

Consultants

**Syska & Hennessy**  
ENGINEERS  
1900 West Olympic Blvd., Los Angeles, CA 90064  
Telephone: (213) 295-0200 Fax: (213) 475-7400



Revisions

No.	Date	Description
12/15/95	FINAL DOCUMENTS	
10/17/95	OCTOBER COORDINATION	
9/15/95	BUILDING PERMIT SET	


Sheet Title

INTERMEDIATE LEVEL  
SECTOR F  
FLOOR PLAN  
POWER

Designed	MBOT/TS/VV
Drawn	MBOT/TS/VV
Checked	M/R
Date	9/15/95
Job No.	99038.029

Sheet No.  
**EP-2.2F**

CAD File: p:\proj\2\elec\EP2-2F



# Hawai'i Convention Center

Convention Center Authority  
Honolulu, HI

Wimberly Allison Tong & Goo, Inc.  
Honolulu, HI

In association with


Loschky Marquardt & Nesholm  
Seattle, WA

NORDIC / PCL  
A Joint Venture  
Honolulu, HI

### Consultants

### Syska & Hennessy

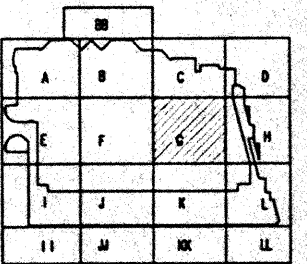
ENGINEERS  
1900 West Olympic Blvd., Los Angeles, CA 90006  
Telephone: (213) 975-0500 Fax: (213) 975-7400



*Michael McClellan*  
Professional Engineer  
No. 1000  
HAWAII, USA



LUDVIK ELECTRIC  
7000 S. SHOSHONE  
ENGLEWOOD, COLORADO 80150  
(303) 781-3401



### Revisions

No.	Date	Description
1	12/15/95	FINAL DOCUMENTS
2	10/17/95	OCTOBER COORDINATION
3	9/15/95	BUILDING PERMIT SET

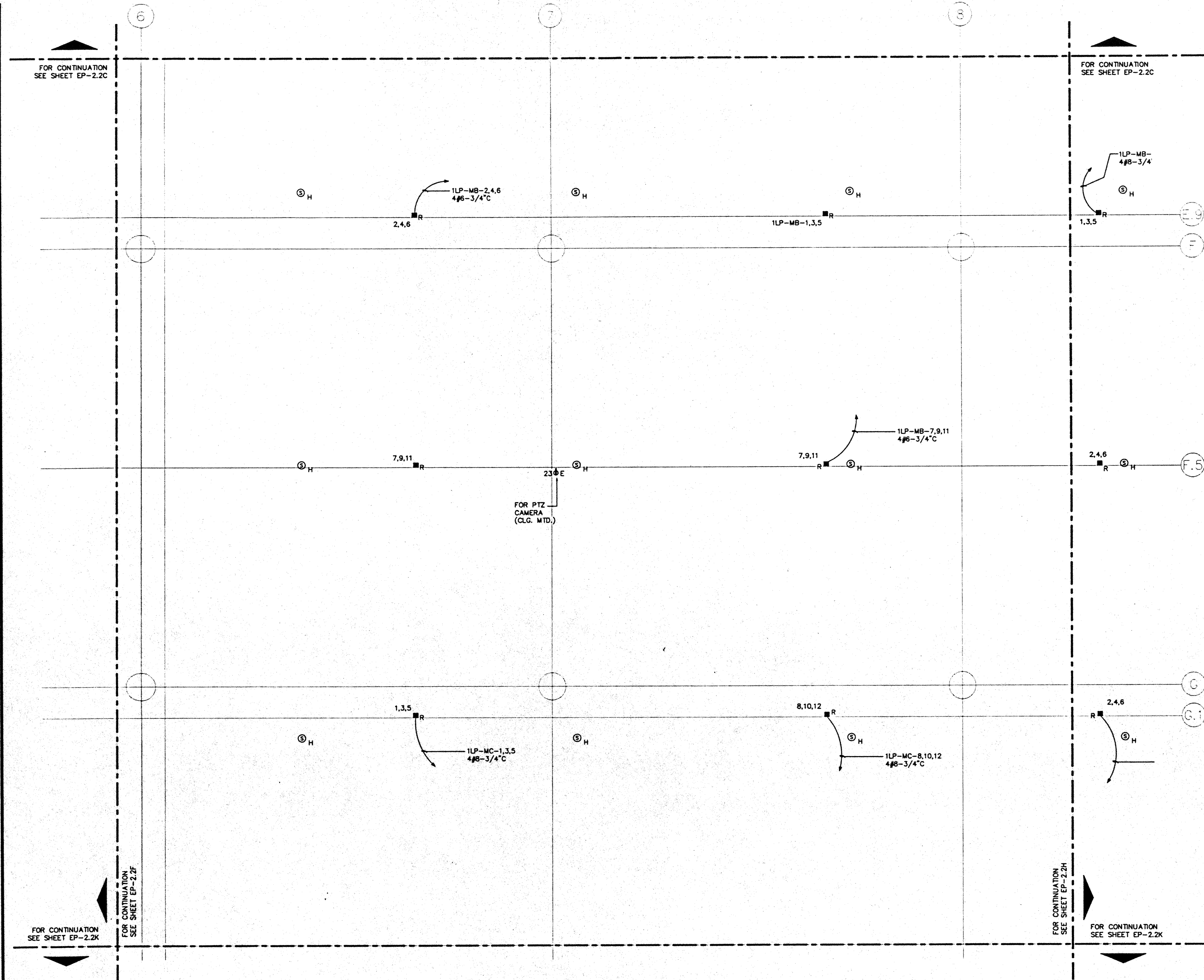
### Sheet Title

INTERMEDIATE LEVEL  
SECTOR G  
FLOOR PLAN  
POWER

Designed	MB/OT/TS/VV
Drawn	MB/OT/TS/VV
Checked	N/NN
Date	9/15/95
Job No.	95036.029

Sheet No. EP-2.2G

CAD File: p:\p\hawaii\elec\p\EP2-2G



FOR CONTINUATION  
SEE SHEET EP-2.2C

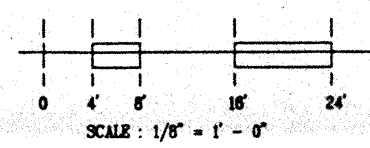
FOR CONTINUATION  
SEE SHEET EP-2.2C

FOR CONTINUATION  
SEE SHEET EP-2.2K

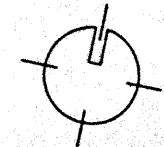
FOR CONTINUATION  
SEE SHEET EP-2.2F


FOR CONTINUATION  
SEE SHEET EP-2.2H

FOR CONTINUATION  
SEE SHEET EP-2.2K



SCALE: 1/8" = 1' - 0"





# Hawai'i Convention Center

Convention Center Authority  
Honolulu, HI

Winbery Allison Tong & Goo, Inc.  
Honolulu, HI

In association with

Loschky Marquardt & Neeshom  
Seattle, WA

NORDIC / PCL  
A Joint Venture  
Honolulu, HI

Consultants

**Syska & Hennessy**

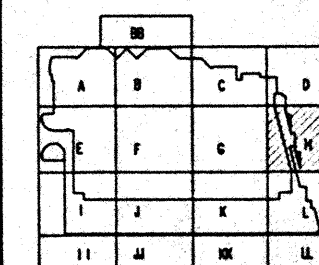
**ENGINEERS**  
1900 West Olympic Blvd., Los Angeles, CA 90004  
Telephone: (213) 878-2820 Fax: (213) 478-7400



*Michael McClellan*



7000 S. SHOSHONE  
ENGLEWOOD, COLORADO  
80150  
(303) 781-7647



Revisions

12/15/95	FINAL DOCUMENTS
11/7/95	OCTOBER COORDINATION
9/15/95	BUILDING PERMIT SET

No. Date By Description

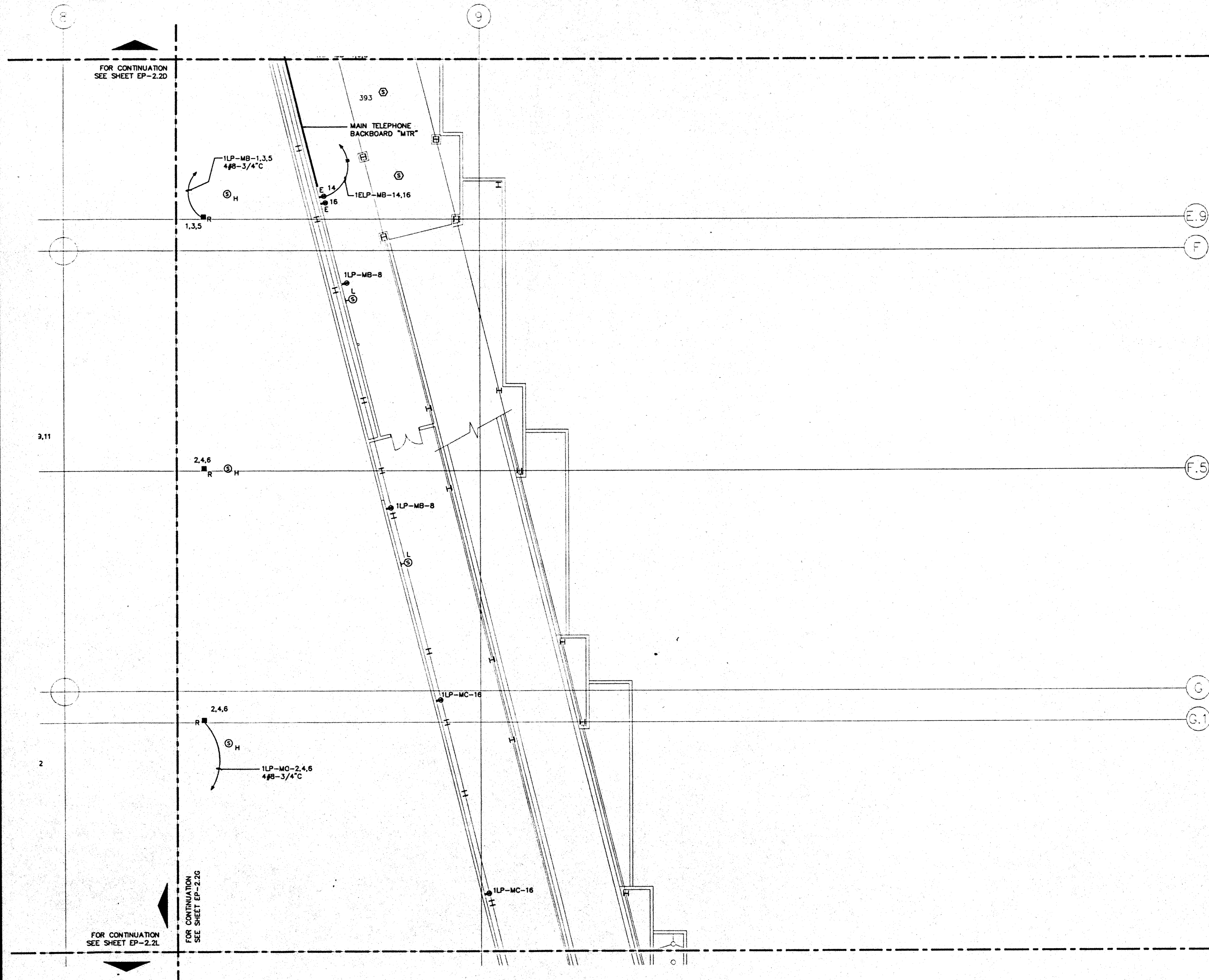
Sheet Title

**INTERMEDIATE LEVEL  
SECTOR H  
FLOOR PLAN  
POWER**

Designed	MB/DT/TS/VV
Drawn	MB/DT/TS/VV
Checked	W/NH
Date	9/15/95
Job No.	95030.023
Sheet No.	

**EP-2.2H**

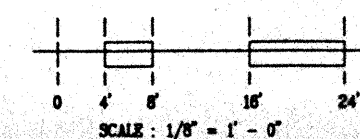
CAD File: p:\proj\hawaii\ep2-2h



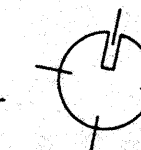
FOR CONTINUATION  
SEE SHEET EP-2.2D


FOR CONTINUATION  
SEE SHEET EP-2.2L

FOR CONTINUATION  
SEE SHEET EP-2.2G



SCALE: 1/8" = 1' - 0"





# Hawai'i Convention Center

Convention Center Authority  
Honolulu, HI

Wimberly Allison Tong & Goo, Inc.  
Honolulu, HI

In association with


Loeschky Marquardt & Neisholt  
Seattle, WA

NORDIC / PCL  
A Joint Venture  
Honolulu, HI

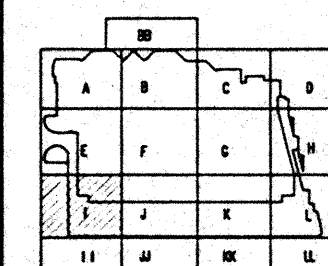
Consultants

Syska & Hennessy  
ENGINEERS

1980 West Olympic Blvd., Los Angeles, CA 90004  
Telephone (213) 920-0000 Fax (213) 970-7400



LUDVIK ELECTRIC  
2900 S SHOSHONE  
ENGLEWOOD, COLORADO 80110  
(303) - 781-9601



### Revisions

No.	Date	By	Description
12/16/95			FINAL DOCUMENTS
10/17/95			OCTOBER COORDINATION
9/15/95			BUILDING PERMIT SET
4/17/95			ISSUED FOR FOUNDATION PERMIT

### Sheet Title

INTERMEDIATE LEVEL  
SECTOR I  
FLOOR PLAN  
POWER

Designed	MB/07/95/WV
Drawn	MB/07/95/WV
Checked	N/W
Date	8/25/95
Job No.	95036.023
Sheet No.	

EP-2.21

CAD File: p:\proj\2\elec\ep2-2

### NOTES:

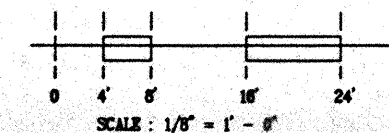
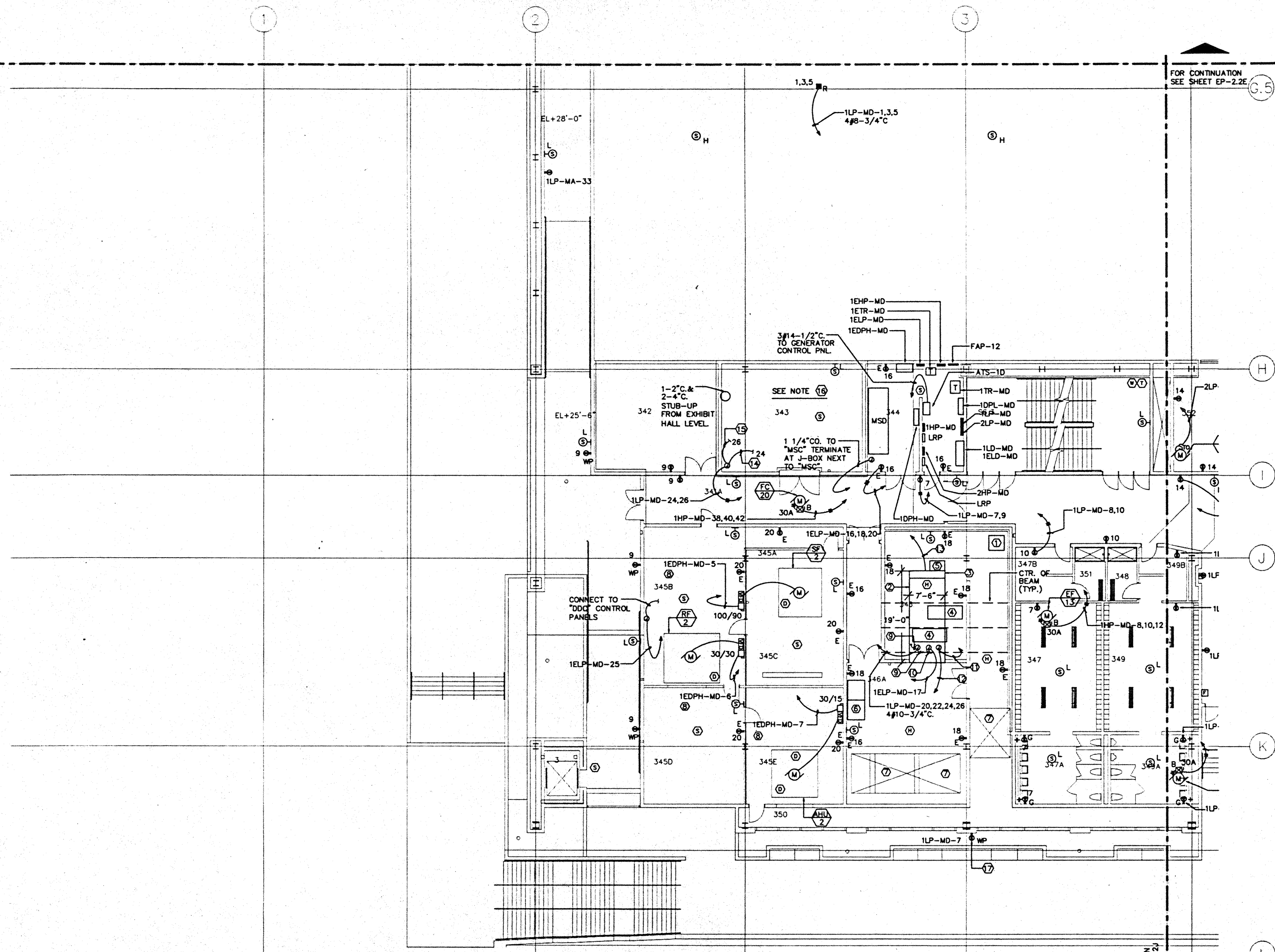
- 1 FUEL DAYTANK.
- 2 1500 KW. EMERGENCY GENERATOR.
- 3 CONTROL PANEL.
- 4 CRITICAL GRADE MUFFLER 10" DIA.
- 5 2500A MAIN CB. AND 175A CB. FOR FIRE PUMP.
- 6 2500A "EDPH" SW.BD.
- 7 NOT USED.
- 8 SEE PANEL SCHEDULE FOR FEEDER & CONDUIT SIZE.
- 9 2#10-1/2"C. CONNECT TO GENERATOR ENGINE BLOCK HEATER.
- 10 2#10-1/2"C. CONNECT TO BATTERY CHARGER.
- 11 CONNECT TO FUEL TANK LOW LEVEL SWITCH.
- 12 3#14-1/2"C. TO FIRE ALARM STATION.
- 13 12#14-1"C. TO ANNUNCIATOR PANEL IN FIRE CONTROL RM.
- 14 CONNECT TO LIGHT FIXTURES.
- 15 CONNECT TO RECEPTACLE OUTLETS.
- 16 REFER TO "HECO" DRAWINGS FOR ELECTRICAL REQUIREMENTS: RECEPTACLE OUTLETS, LIGHTING FIXTURES & SWITCHES, GROUNDING, CONDUITS, ETC.
- 17 REFER TO LANDSCAPE DWGS. FOR EXACT LOCATION & MOUNTING HEIGHT OF OUTLETS IN PLANTER AREAS.

FOR CONTINUATION  
SEE SHEET EP-2.2E

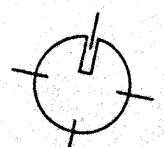
G.5


FOR CONTINUATION  
SEE SHEET EP-2.2J

L



SCALE: 1/8" = 1' - 0"





# Hawai'i Convention Center

Convention Center Authority  
Honolulu, HI


Wimberly Allison Tong & Goo, Inc.  
Honolulu, HI

In association with  
Loschky Marquardt & Neshom  
Seattle, WA

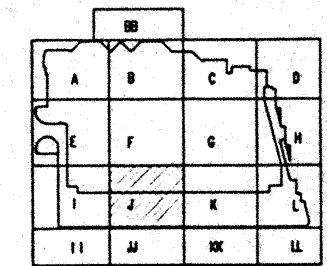
NORDIC / PCL  
A Joint Venture  
Honolulu, HI

Consultants

**Syska & Hennessy**  
ENGINEERS  
1999 West Olympic Blvd., Suite 2000, SA 98148  
Telephone: (206) 451-2222 Fax: (206) 475-7400



**LUDVIK ELECTRIC**  
2900 S. SHORELINE  
DRIVE, HONOLULU, HI 96819  
(808) 791-9601



### Revisions

No.	Date	By	Description
12/15/95			FINAL DOCUMENTS
10/7/95			OCTOBER COORDINATION
9/15/95			BUILDING PERMIT SET
4/9/95			ISSUED FOR FOUNDATION PERMIT

### Sheet Title

INTERMEDIATE LEVEL  
SECTOR J  
FLOOR PLAN  
POWER

Designed	MB/DT/TS/VV
Drawn	MB/DT/TS/VV
Checked	M/NN
Date	9/15/95
Job No.	89038.02.9
Sheet No.	

EP-2.2J

CAD File: g:\proj\2\elec\ep2-2j

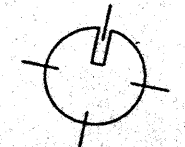
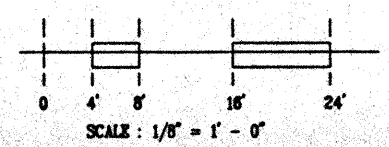
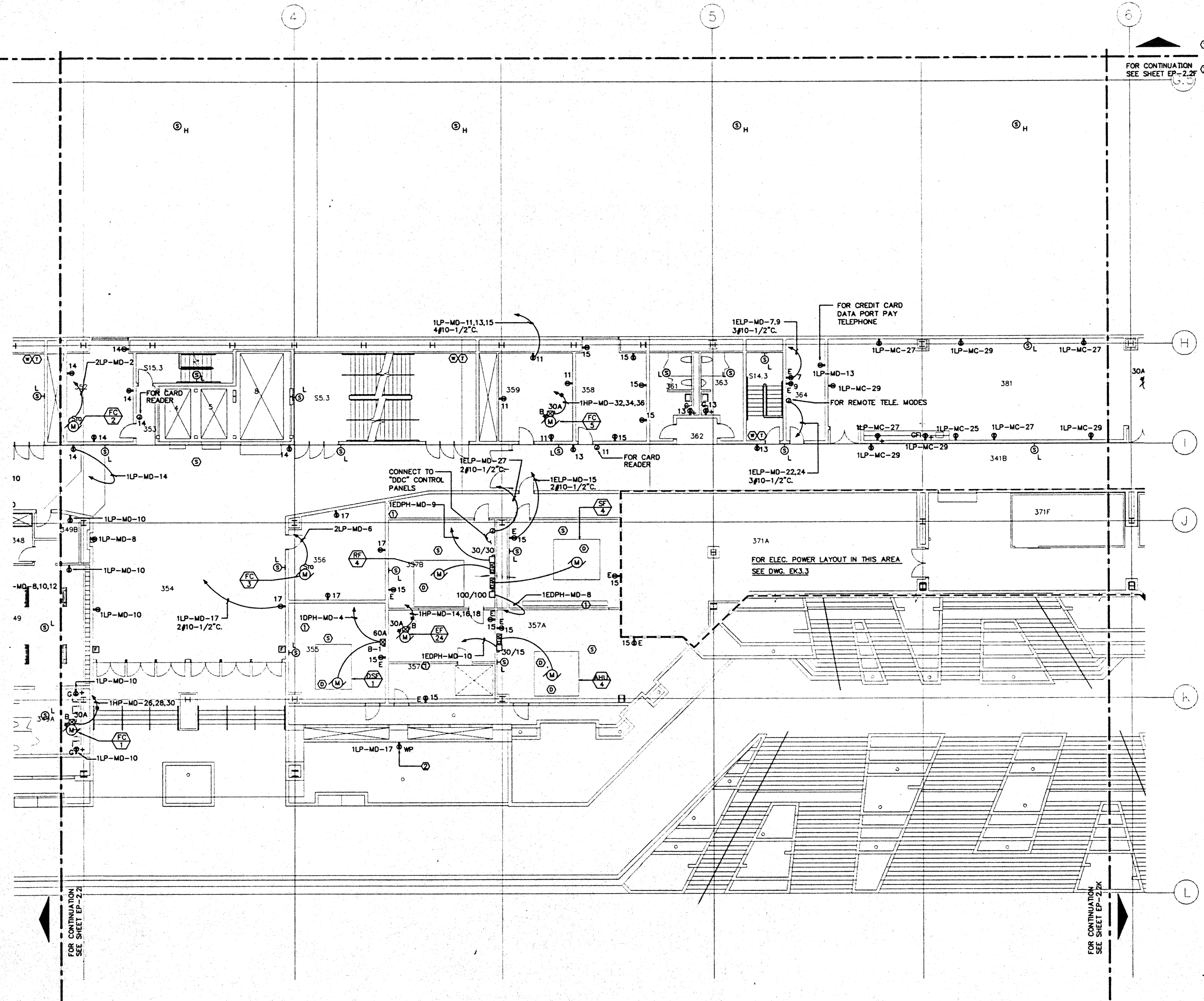
### NOTES:

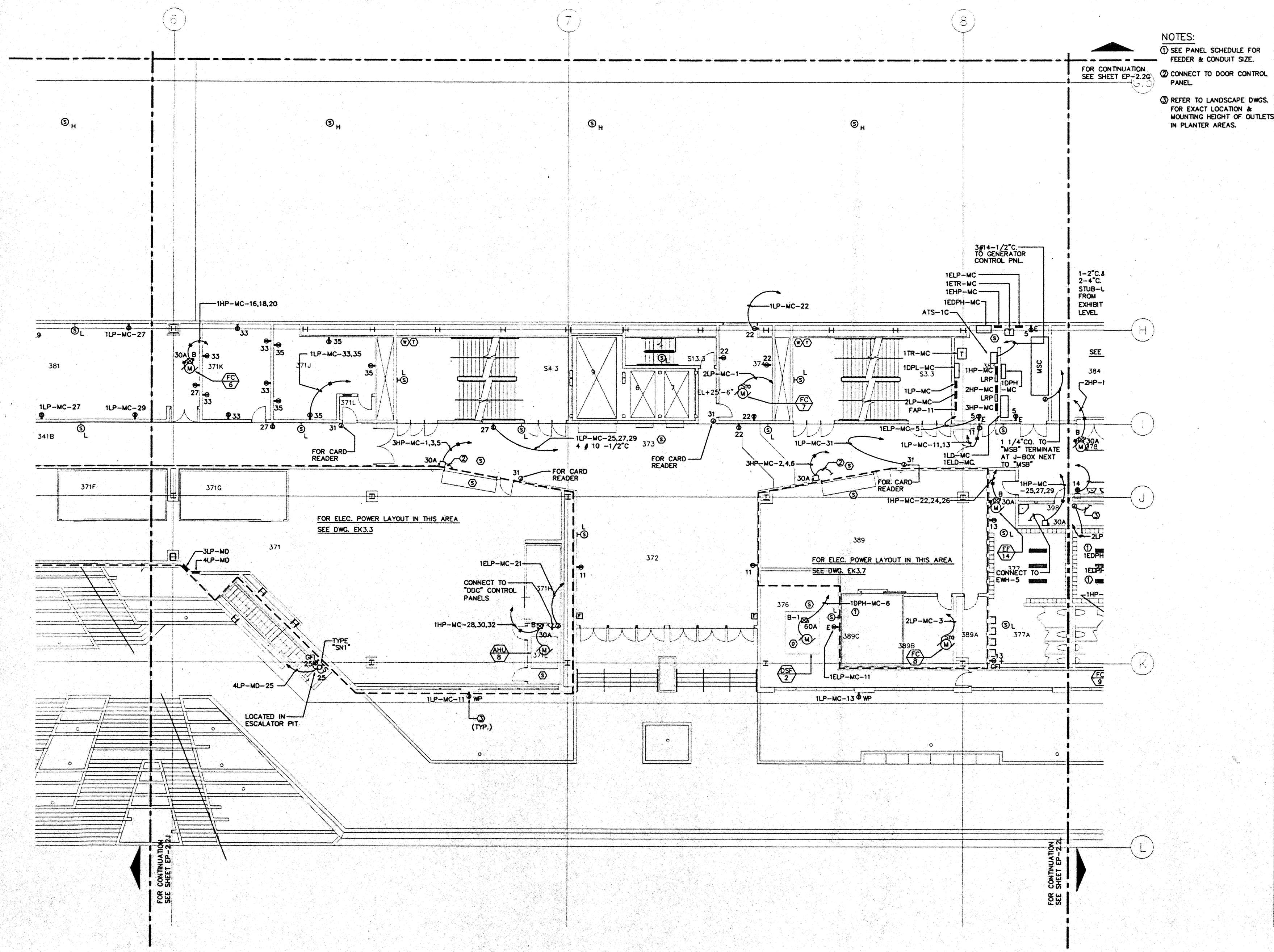
- SEE PANEL SCHEDULE FOR FEEDER & CONDUIT SIZE.
- REFER TO LANDSCAPE DWGS. FOR EXACT LOCATION & MOUNTING HEIGHT OF OUTLETS IN PLANTER AREAS.

FOR CONTINUATION  
SEE SHEET EP-2.2F

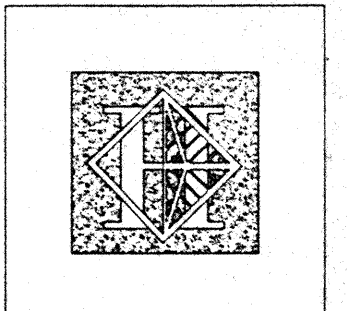
FOR CONTINUATION  
SEE SHEET EP-2.2K

FOR CONTINUATION  
SEE SHEET EP-2.2





NOTES:  
 ① SEE PANEL SCHEDULE FOR FEEDER & CONDUIT SIZE.  
 ② CONNECT TO DOOR CONTROL PANEL.  
 ③ REFER TO LANDSCAPE DWGS. FOR EXACT LOCATION & MOUNTING HEIGHT OF OUTLETS IN PLANTER AREAS.



# Hawai'i Convention Center

Convention Center Authority  
 Honolulu, HI

Wimberly Allison Tong & Goo, Inc.  
 Honolulu, HI  
 in association with  
 Loeschky Marquardt & Nesholm  
 Seattle, WA

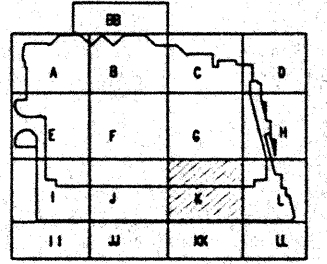
NORDIC / PCL  
 A Joint Venture  
 Honolulu, HI

Consultants

Syska & Hennessy  
 ENGINEERS  
 1800 West Olympic Blvd., Los Angeles, CA 90004  
 Telephone (213) 975-0000 Fax (213) 475-7000



**LE**  
**LUDVIK**  
**ELECTRIC**  
 2900 S. SHOSHONE  
 ENGLEWOOD, COLORADO  
 80110  
 (303) - 781-9601



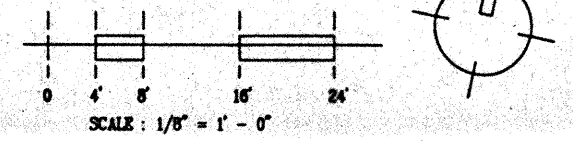
Revisions

No.	Date	Description
1	12/15/95	FINAL DOCUMENTS
2	10/1/95	OCTOBER COORDINATION
3	9/15/95	BUILDING PERMIT SET
4	4/9/95	ISSUED FOR FOUNDATION PERMIT

Sheet Title  
**INTERMEDIATE LEVEL**  
**SECTOR K**  
**FLOOR PLAN**  
**POWER**

Designed	MB/DT/TS/VV
Drawn	MB/DT/TS/VV
Checked	M/AN
Date	9/15/95
Job No.	93036.023
Sheet No.	EP-2.2K

CAD File: pcr/h22eloc/EP2-2K










NOTES:  
 ① ESCALATOR CONTROLLER CAB.  
 FURNISHED UNDER DIV.14



# Hawai'i Convention Center

Convention Center Authority  
 Honolulu, HI

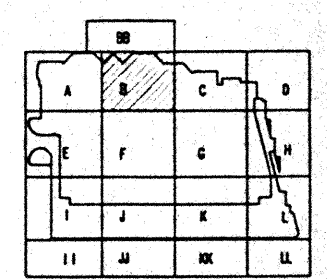

Wimberly Allison Tong & Goo, Inc.  
 Honolulu, HI

In association with  
 Loebky Marquardt & Neeshom  
 Seattle, WA

NORDIC / PCL  
 A Joint Venture  
 Honolulu, HI

Consultants

**Syska & Hennessy**  
 ENGINEERS  
 1000 West Street, Suite 1000, Los Angeles, CA 90017  
 Telephone: (213) 224-2200 Fax: (213) 472-7400



Revisions

No.	Date	By	Description
1/15/95			FINAL DOCUMENTS
1/17/95			OCTOBER COORDINATION
9/15/95			BUILDING PERMIT SET

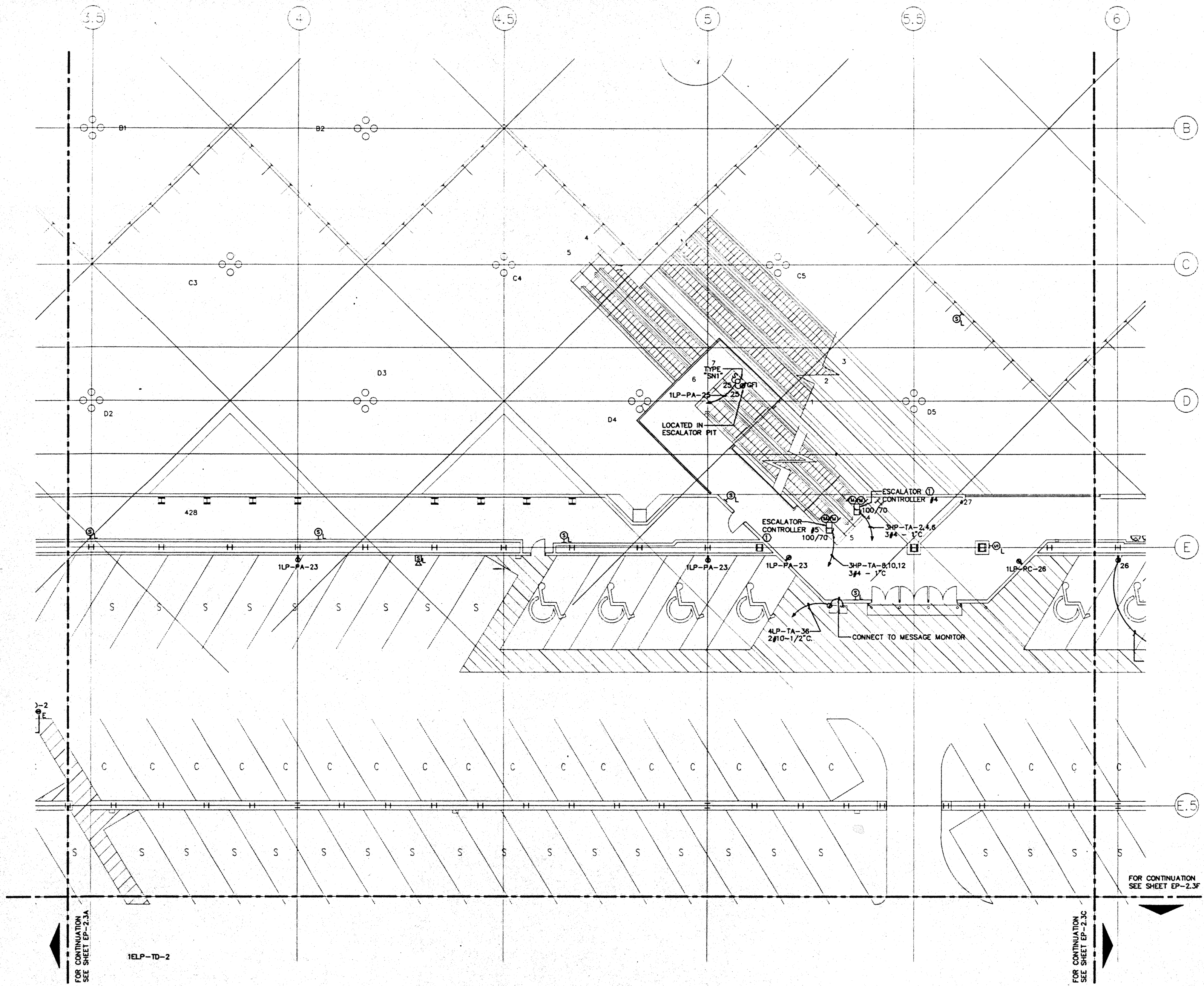
Sheet Title

## PARKING LEVEL SECTOR B FLOOR PLAN POWER

Designed	MB/07/95
Drawn	MB/07/95
Checked	W/N
Date	9/15/95
Job No.	88036.029
Sheet No.	

EP-23B

CAD File: ep\p\hawaii\ep2-3b

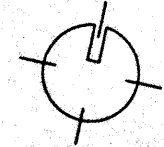
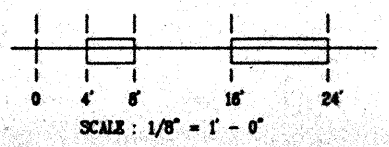


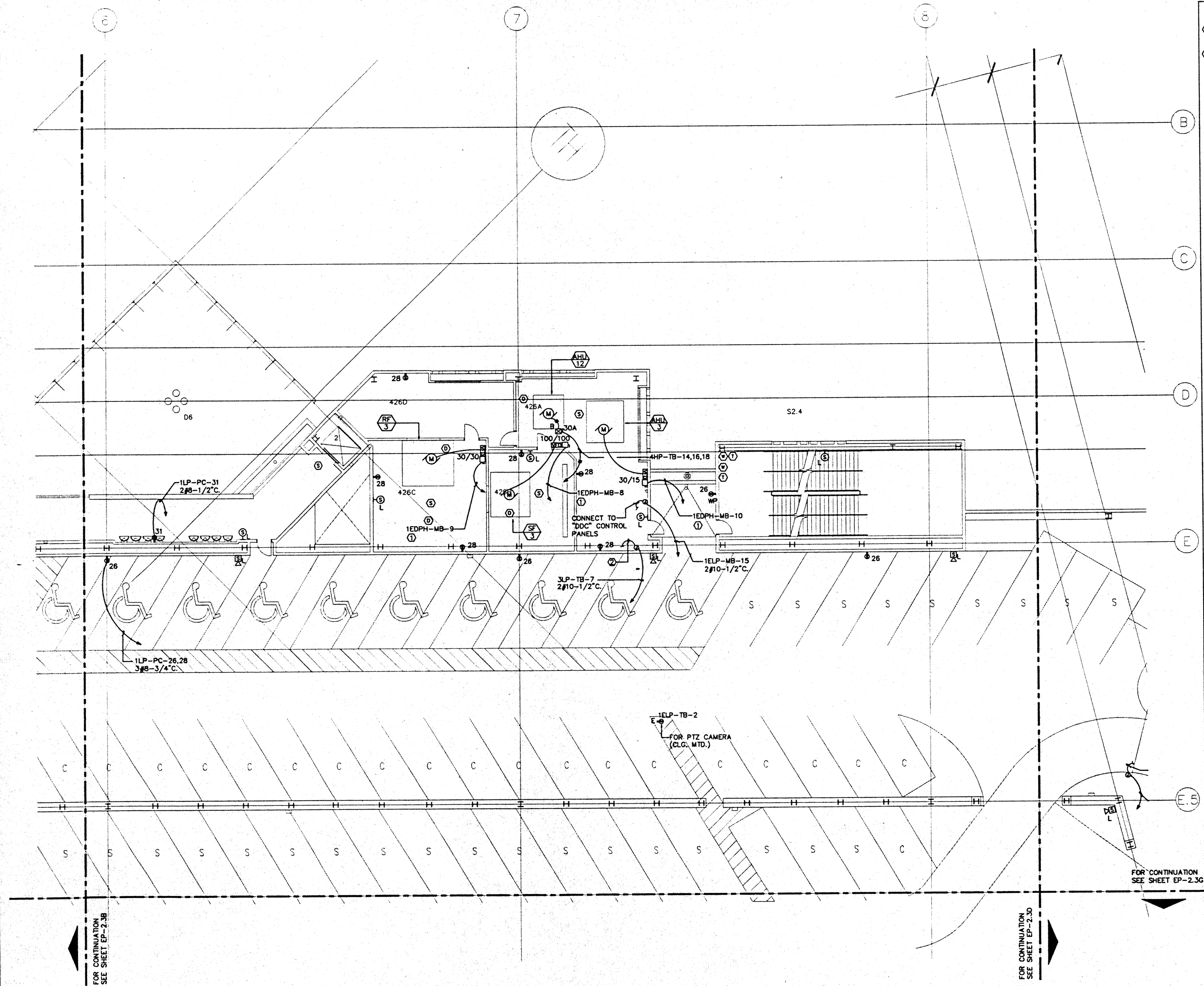
FOR CONTINUATION  
 SEE SHEET EP-2.3A

1ELP-TD-2

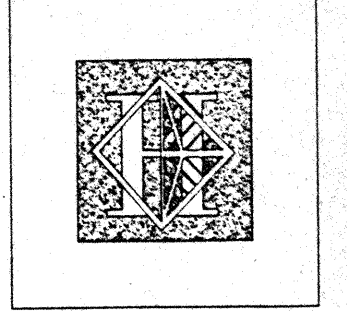
FOR CONTINUATION  
 SEE SHEET EP-2.3C

FOR CONTINUATION  
 SEE SHEET EP-2.3F





NOTES:  
 ① FOR FEEDER AND CONDUIT SIZE SEE PANEL SCHEDULES.  
 ② 36" AFF. CONNECT TO IRRIGATION CONTROLLER "D"



# Hawai'i Convention Center

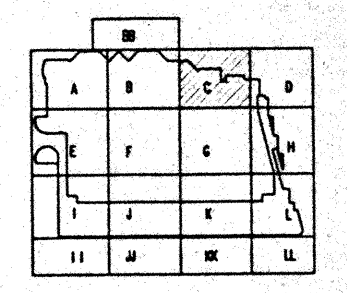

Convention Center Authority  
 Honolulu, HI

Wimberly Allison Tong & Goo, Inc.  
 Honolulu, HI  
 In association with  
 Loechky Marquardt & Nasholm  
 Seattle, WA

NORDIC / PCL  
 A Joint Venture  
 Honolulu, HI

Consultants

**Syska & Hennessy**  
**ENGINEERS**  
 1000 West Orange Street, Los Angeles, CA 90024  
 Telephone (405) 525-0500 Fax (405) 475-7000



Revisions

No.	Date	By	Description
12/15/95			FINAL DOCUMENTS
10/17/95			OCTOBER COORDINATION
9/15/95			BUILDING PERMIT SET

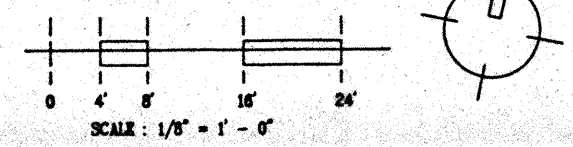
Sheet Title


**PARKING LEVEL  
 SECTOR C  
 FLOOR PLAN  
 POWER**

Designed MB/OT/TS/VV  
 Drawn MB/OT/TS/VV  
 Checked N/NN  
 Date 9/15/95  
 Job No. 90358.023

Sheet No.  
**EP-2.3C**

CAD File: p:\proj\hawaii\ep2-3c





# Hawai'i Convention Center

Convention Center Authority  
Honolulu, HI

Wimberly Allison Tong & Goo, Inc.  
Honolulu, HI

In association with


Loschky Marquardt & Nesholm  
Seattle, WA

NORDIC / PCL  
A Joint Venture  
Honolulu, HI

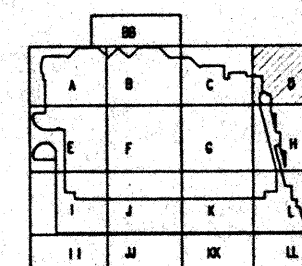
### Consultants

### Syska & Hennessy

ENGINEERS  
1900 West Olympic Blvd., Los Angeles, CA 90004  
Telephone: (213) 210-2200 Fax: (213) 479-7400



7800 S. SHOSHONE  
ENGLEWOOD, COLORADO  
80150  
(303) 781-5641



### Revisions

No.	Date	By	Description
1	12/15/95	MB/DT/TS/VV	FINAL DOCUMENTS
2	10/17/95	MB/DT/TS/VV	OCTOBER COORDINATION
3	9/15/95	MB/DT/TS/VV	BUILDING PERMIT SET

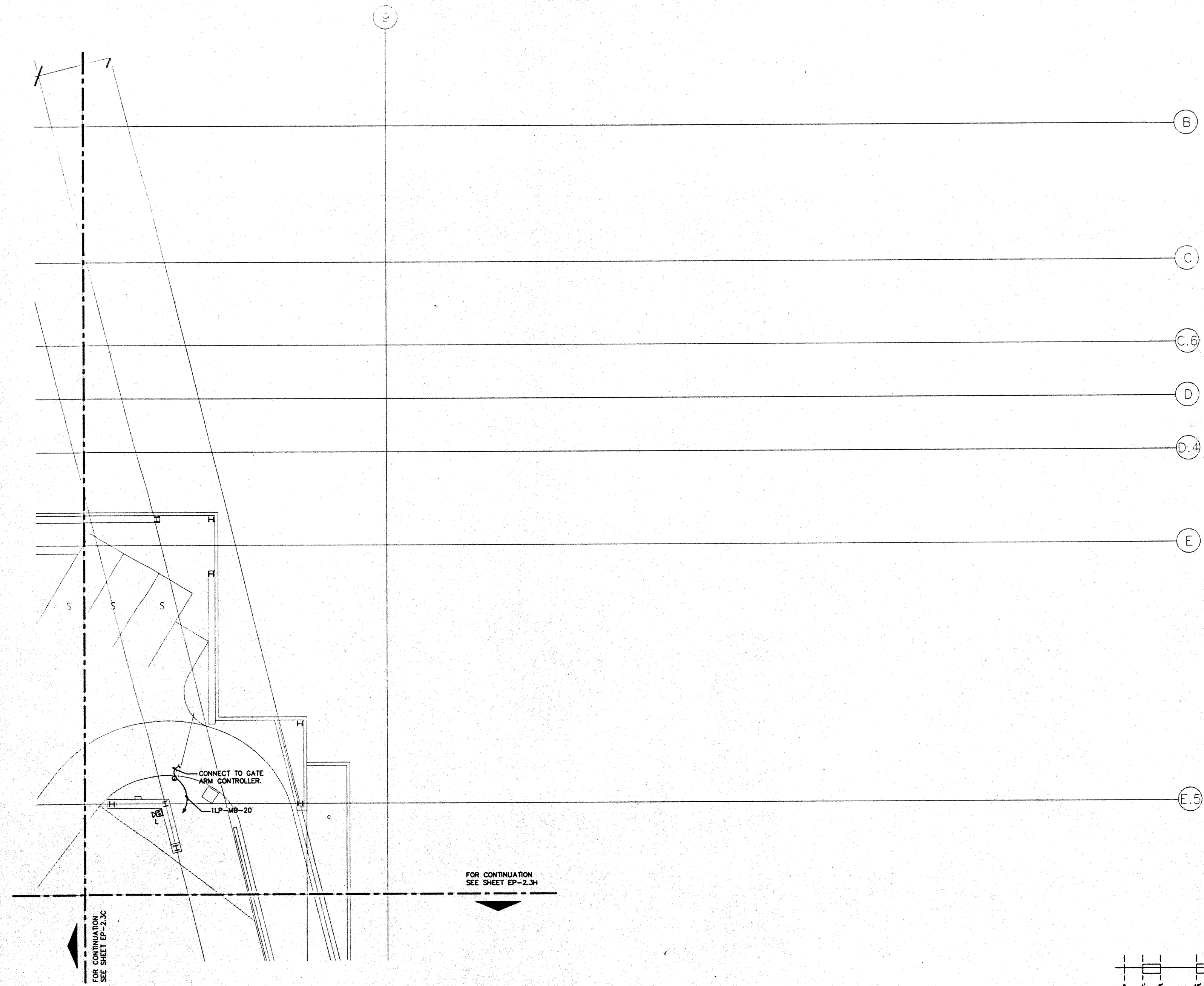
### Sheet Title

PARKING LEVEL  
SECTOR D  
FLOOR PLAN  
POWER

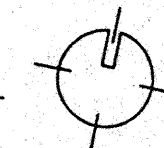
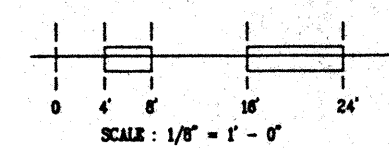
Designed	MB/DT/TS/VV
Drawn	MB/DT/TS/VV
Checked	N/A/N
Date	9/15/95
Job No.	89038.02B
Sheet No.	

EP-2.3D

CAD File: p:\proj\hawaii\EP2-3D




FOR CONTINUATION  
SEE SHEET EP-2.3H



FOR CONTINUATION  
SEE SHEET EP-2.3C

NOTES:

① 1 1/2" C. STUB-UP FROM INTERMEDIATE LEVEL. FOR FUTURE ANTENNA CABLING. PROVIDE 12" X 8" PULL BOX.



# Hawai'i Convention Center

Convention Center Authority  
Honolulu, HI


Wimberly Allison Tong & Goo, Inc.  
Honolulu, HI

In association with  
Lochky Marquardt & Neeshom  
Seattle, WA

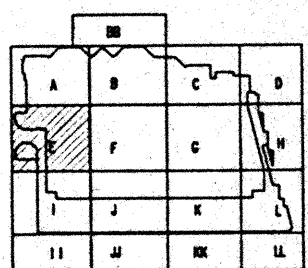
NORDIC / PCL  
A Joint Venture  
Honolulu, HI

Consultants

**Syska & Hennessy**  
**ENGINEERS**  
1000 West Olympic Blvd., Los Angeles, CA 90004  
Telephone: (213) 291-2000 Fax: (213) 475-7400



**LE**  
**LUDVIK**  
**ELECTRIC**  
7000 S. GOSHORE  
BOLDSWOOD, COLORADO  
80402  
(303) 441-1600



Revisions

No.	Date	By	Description
1	12/15/96		FINAL DOCUMENTS
2	10/7/96		OCTOBER COORDINATION
3	8/15/96		BUILDING PERMIT SET

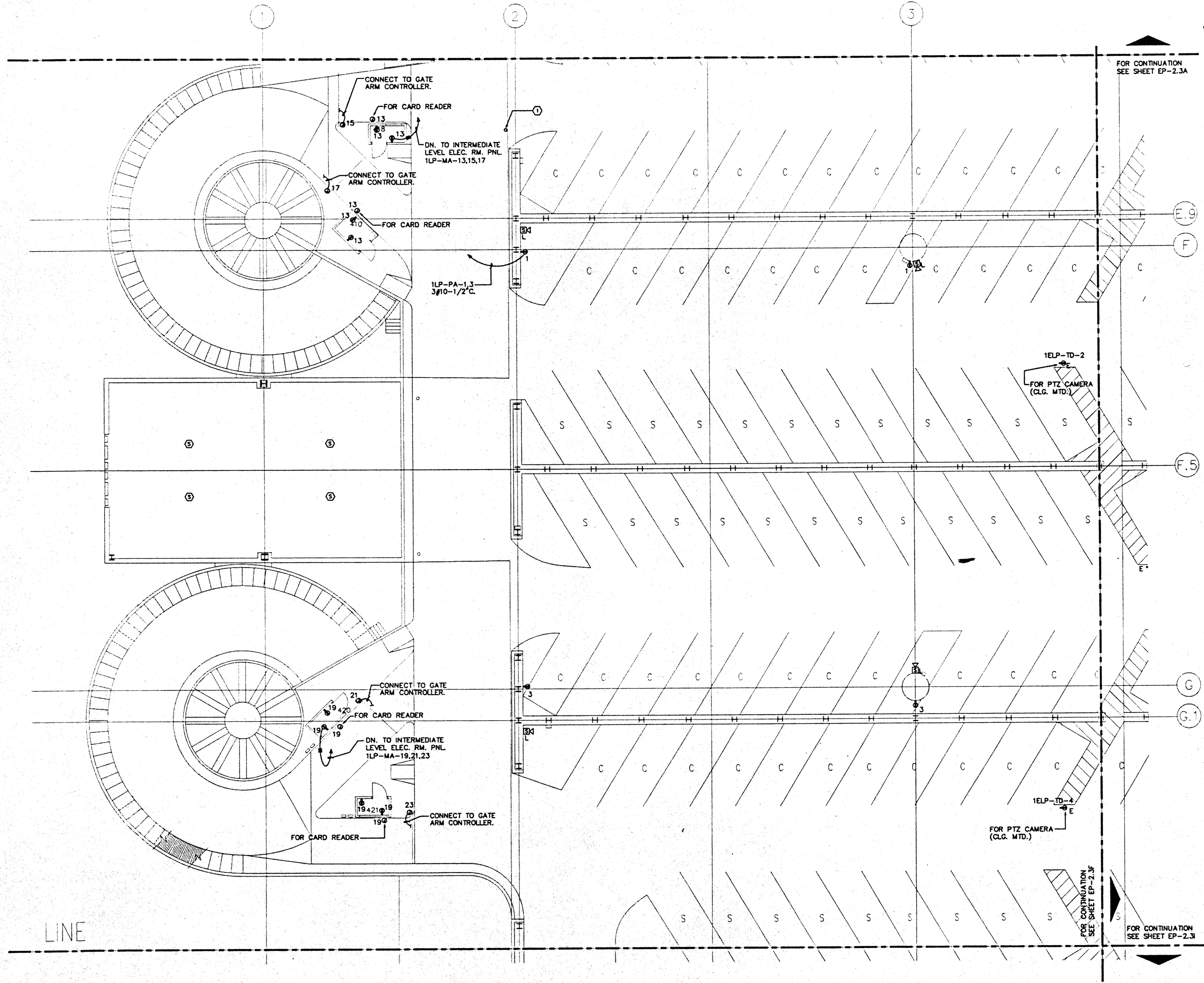
Sheet Title

**PARKING LEVEL  
SECTOR E  
FLOOR PLAN  
POWER**

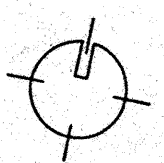
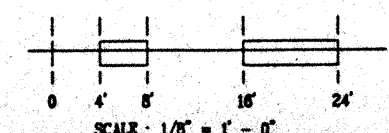
Designed	MB/07/TS/VV
Drawn	MB/07/TS/VV
Checked	N/WH
Date	8/15/96
Job No.	83036.023
Sheet No.	

**EP-2.3E**

CAD File: p:\proj\2\hwy\EP2-3E

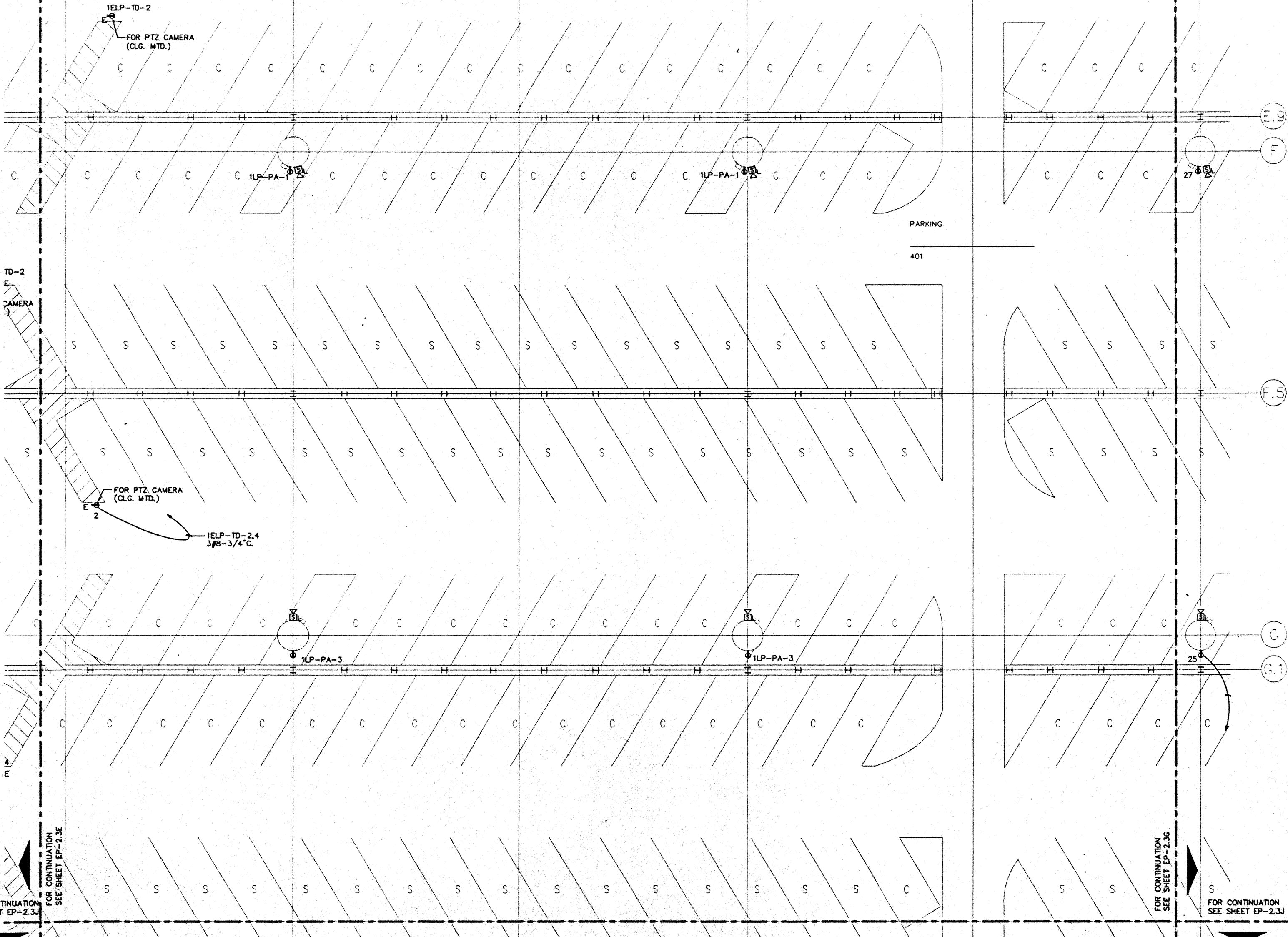


LINE



FOR CONTINUATION  
SEE SHEET EP-2.3B

FOR CONTINUATION  
SEE SHEET EP-2.3B




FOR CONTINUATION  
SEE SHEET EP-2.3J

FOR CONTINUATION  
SEE SHEET EP-2.3E

FOR CONTINUATION  
SEE SHEET EP-2.3G

FOR CONTINUATION  
SEE SHEET EP-2.3I



# Hawai'i Convention Center

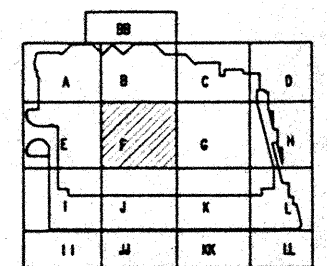

Convention Center Authority  
Honolulu, HI

Wimberly Allison Tong & Goo, Inc.  
Honolulu, HI  
in association with  
Loechky Marquardt & Neshom  
Seattle, WA

NORDIC / PCL  
A Joint Venture  
Honolulu, HI

Consultants

**Syska & Hennessy**  
ENGINEERS  
1900 West Orange Blvd., Los Angeles, CA 90024  
Telephone: (213) 290-0000 Fax: (213) 478-7000



Revisions

No.	Date	By	Description
12/16/95			FINAL DOCUMENTS
11/17/95			OCTOBER COORDINATION
8/15/95			BUILDING PERMIT SET

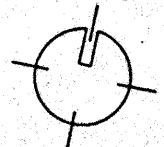
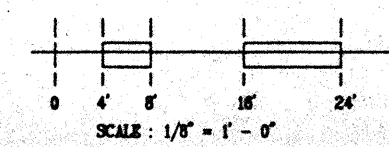
Sheet Title

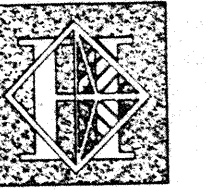
**PARKING LEVEL  
SECTOR F  
FLOOR PLAN  
POWER**

Designed: MMD/TB/VV  
Drawn: MMD/TB/VV  
Checked: W/NH  
Date: 8/15/95  
Job No.: 93030229  
Sheet No.:

**EP-2.3F**

CAD File: p:\p\mc\2\95\EP-2.3F





# Hawai'i Convention Center

Convention Center Authority  
Honolulu, HI

Winberly Allison Tong & Goo, Inc.  
Honolulu, HI

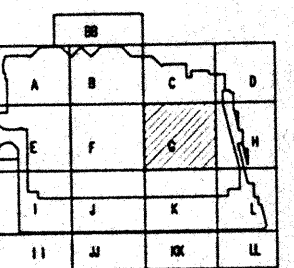

In association with

Loechky Marquardt & Neehom  
Seattle, WA

NORDIC / PCL  
A Joint Venture  
Honolulu, HI

Consultants

**Syska & Hennessy**  
ENGINEERS  
1800 West Street, Suite 100, Los Angeles, CA 90024  
Telephone (818) 291-8800 Fax (818) 479-7100



Revisions

No.	Date	By	Description
12/15/96			FINAL DOCUMENTS
10/17/96			OCTOBER COORDINATION
8/15/96			BUILDING PERMIT SET

Sheet Title

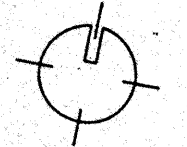
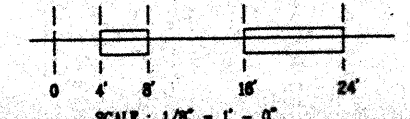
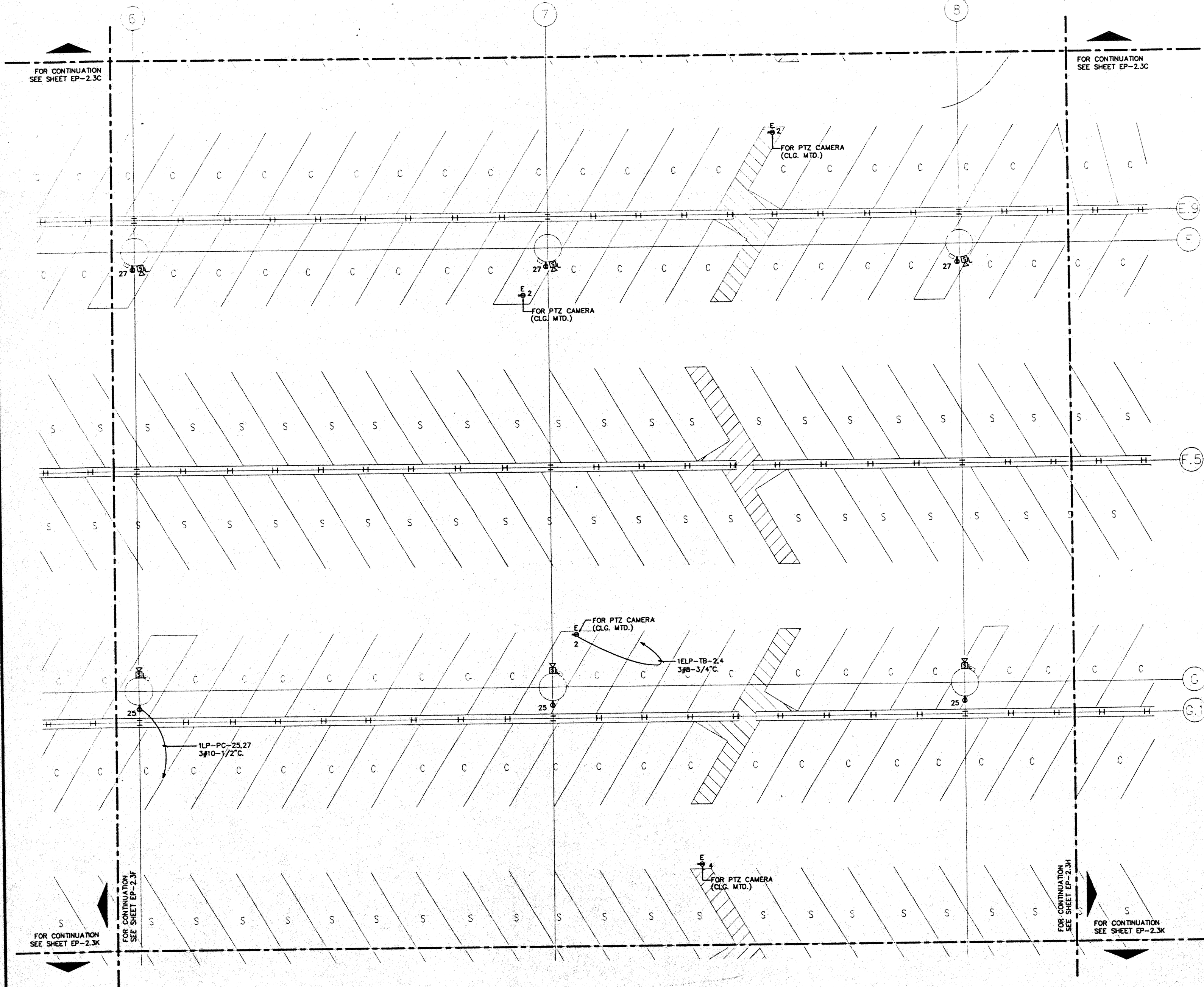
**PARKING LEVEL  
SECTOR G  
FLOOR PLAN  
POWER**

Designed	MB/OT/TS/VV
Drawn	MB/OT/TS/VV
Checked	N/WH
Date	8/15/96
Job No.	93036.023


Sheet No.

**EP-2.3G**

CAD File: p:\p2\2\2\ep2-3g







# Hawai'i Convention Center

Convention Center Authority  
Honolulu, HI

Wimberly Allison Tong & Goo, Inc.  
Honolulu, HI

In association with  
Loschky Marquardt & Nesholm  
Seattle, WA


NORDIC / PCL  
A Joint Venture  
Honolulu, HI

### Consultants

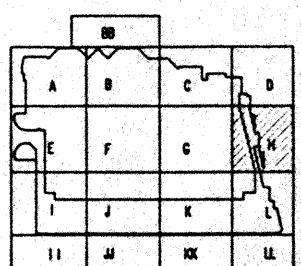
### Syska & Hennessy

ENGINEERS

1900 West Olympic Blvd., Los Angeles, CA 90006  
Telephone (818) 215-8888 Fax (818) 475-7488



7500 S. SHOSHONE  
BRIGHTWOOD, COLORADO 80402  
(303) 761-1600



### Revisions

No.	Date	By	Description
12/15/95			FINAL DOCUMENTS
10/17/95			OCTOBER COORDINATION
9/15/95			BUILDING PERMIT SET

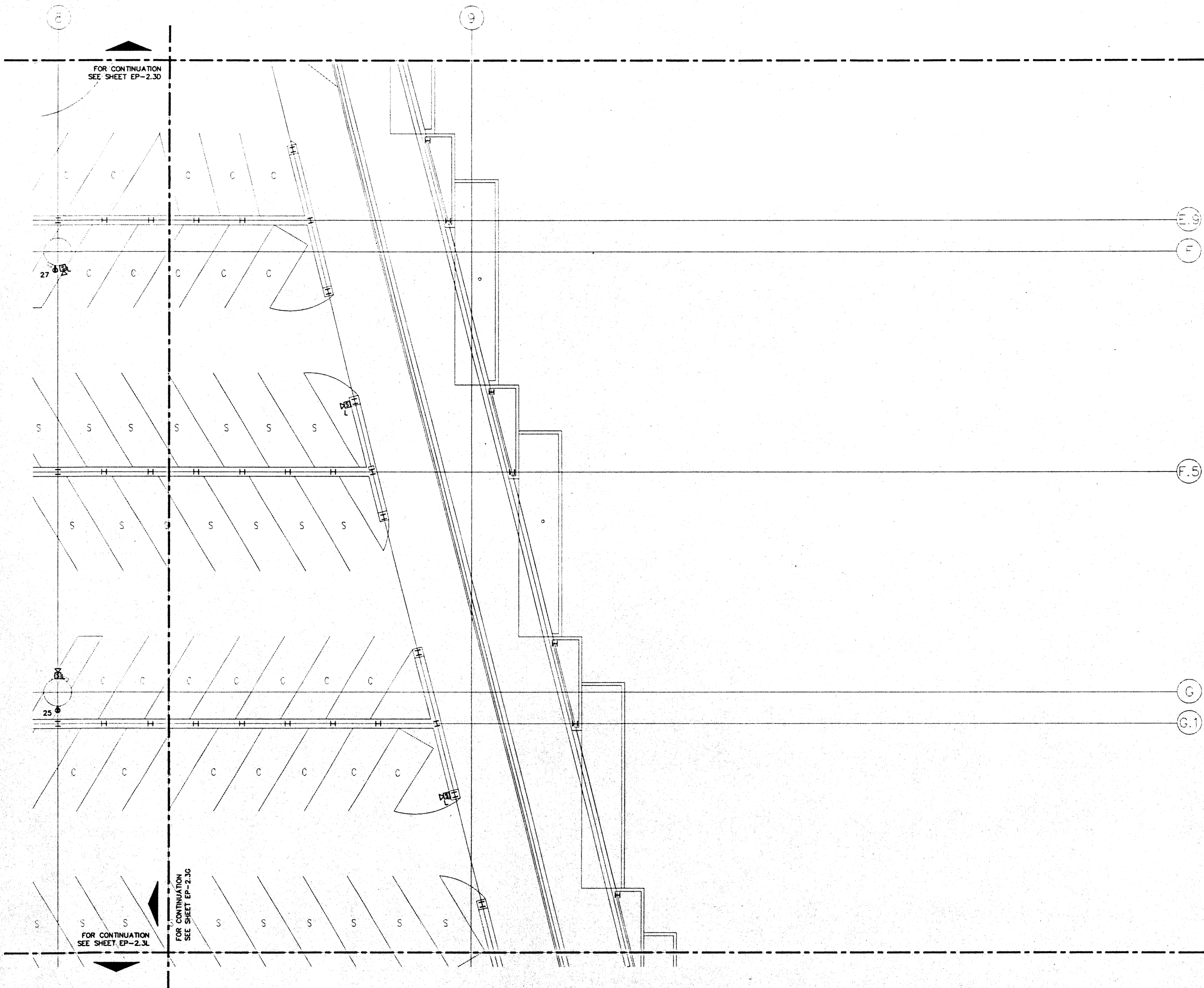
### Sheet Title

**PARKING LEVEL  
SECTOR H  
FLOOR PLAN  
POWER**

Designed	MB/OT/TB/VV
Drawn	MB/OT/TB/VV
Checked	W/AN
Date	9/15/95
Job No.	85030223

Sheet No. **EP-23H**

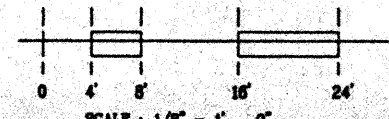
CAD File: p:\proj\hawaii\EP2-3H



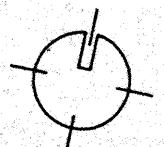
FOR CONTINUATION  
SEE SHEET EP-2.3D

FOR CONTINUATION  
SEE SHEET EP-2.3L


FOR CONTINUATION  
SEE SHEET EP-2.3G



SCALE: 1/8" = 1' - 0"







# Hawai'i Convention Center

Convention Center Authority  
Honolulu, HI

Wimberly Allison Tong & Goo, Inc.  
Honolulu, HI


in association with  
Loechky Marquardt & Nesholm  
Seattle, WA

NORDIC / PCL  
A Joint Venture  
Honolulu, HI

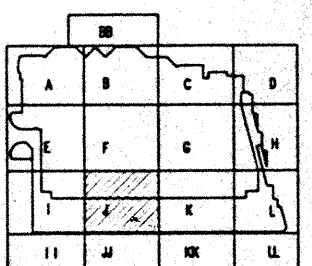
Consultants

**Syska & Hennessy**  
ENGINEERS

1500 West Century Blvd., Los Angeles, CA 90044  
Telephone (213) 920-0000 Fax (213) 478-7000



LUDVIK  
ELECTRIC  
7500 S. SACRAMENTO  
ENGLEWOOD, COLORADO 80150  
(303) 781-5601



Revisions

No.	Date	Description
12/15/95		FINAL DOCUMENTS
10/17/95		OCTOBER COORDINATION
5/15/95		BUILDING PERMIT SET

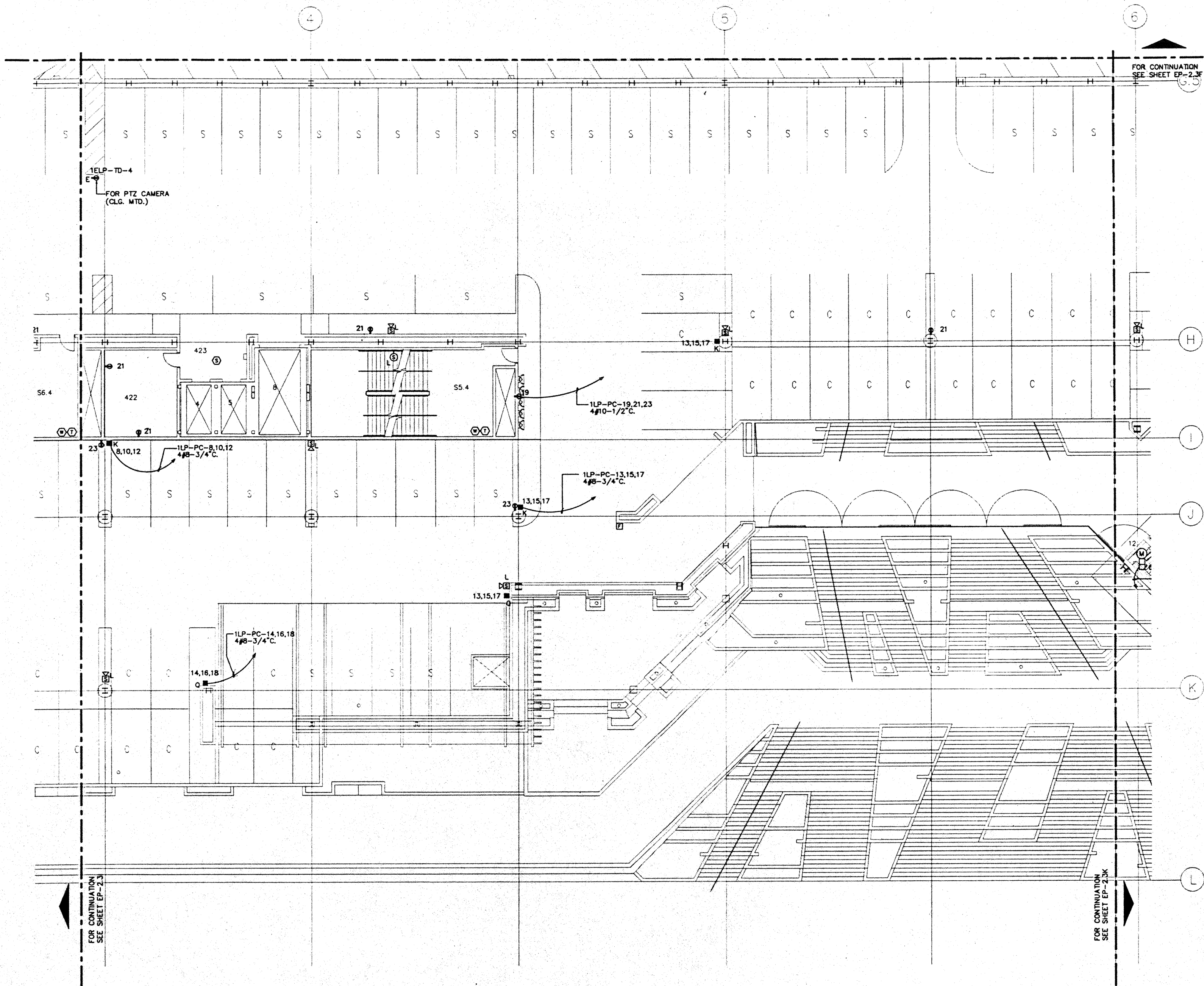
Sheet Title

**PARKING LEVEL  
SECTOR J  
FLOOR PLAN  
POWER**

Designed MBOT/TS/VV  
 Draw MBOT/TS/VV  
 Checked N/M/N  
 Date 5/15/95  
 Job No. 83096.02B  
 Sheet No.

**EP-23J**

CAD File: p:\proj\2\dwg\EP2-3J



FOR CONTINUATION  
SEE SHEET EP-23K

1ELP-TD-4  
FOR PTZ CAMERA  
(CLG. MTD.)

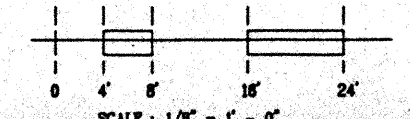
1LP-PC-19,21,23  
4#10-1/2" C.

1LP-PC-13,15,17  
4#8-3/4" C.

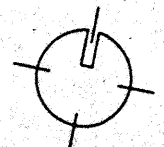
1LP-PC-14,16,18  
4#8-3/4" C.

FOR CONTINUATION  
SEE SHEET EP-23

FOR CONTINUATION  
SEE SHEET EP-23K




SCALE: 1/8" = 1' - 0"



NOTES:

- ① 36" AFF. CONNECT TO IRRIGATION CONTROLLER "E"
- ② ESCALATOR CONTROLLER CAB. FURNISHED UNDER DIV.14



# Hawai'i Convention Center

Convention Center Authority  
Honolulu, HI

Wimberly Allison Tong & Goo, Inc.  
Honolulu, HI

In association with


Loechky Marquardt & Nashom  
Seattle, WA

NORDIC / PCL  
A Joint Venture  
Honolulu, HI

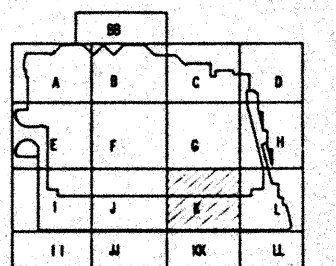
Consultants

**Syska & Hennessy**  
ENGINEERS

1900 West Olympic Blvd., Los Angeles, CA 90006  
Telephone (213) 425-2000 Fax (213) 476-7200



7500 S. BROADWAY  
DENVER, CO 80231  
303.731.1600



Revisions

No.	Date	By	Description
12/15/95			FINAL DOCUMENTS
10/17/95			OCTOBER COORDINATION
9/15/95			BUILDING PERMIT SET

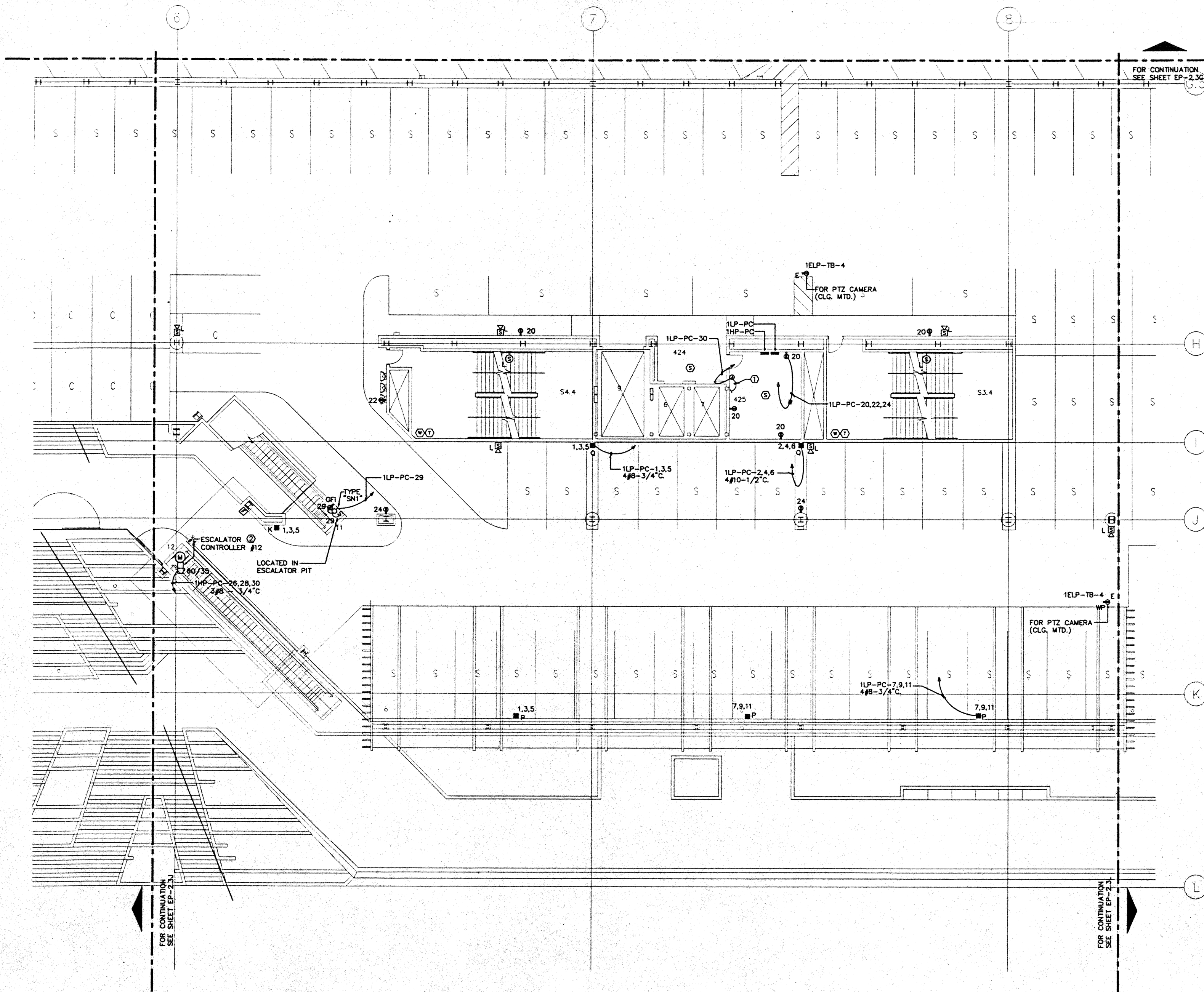
Sheet Title

**PARKING LEVEL  
SECTOR K  
FLOOR PLAN  
POWER**

Designed	MM/OT/TS/VV
Drawn	MM/OT/TS/VV
Checked	W/NN
Date	9/15/95
Job No.	93006.029
Sheet No.	

**EP-2.3K**

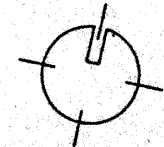

CAD File: pcr/mc2/ep2/EP2-3K



FOR CONTINUATION  
SEE SHEET EP-2.3G


FOR CONTINUATION  
SEE SHEET EP-2.3J

FOR CONTINUATION  
SEE SHEET EP-2.3L





NOTES:  
 ① 36" AFF. CONNECT TO IRRIGATION CONTROLLER "F"



# Hawai'i Convention Center

Convention Center Authority  
 Honolulu, HI


Wimberly Allison Tong & Goo, Inc.  
 Honolulu, HI

In association with  
 Loeschky Marquardt & Nesholm  
 Seattle, WA

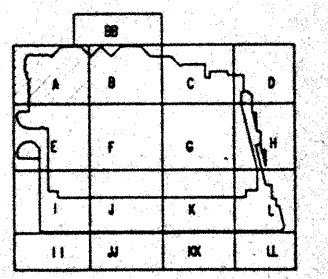
NORDIC / PCL  
 A Joint Venture  
 Honolulu, HI

Consultants

**Syska & Hennessy**  
 ENGINEERS  
 1900 West Olympic Blvd., Los Angeles, CA 90004  
 Telephone: (213) 210-8200 Fax: (213) 478-7488



**TE LUDVIK ELECTRIC**  
 7500 S. SHOSHONE  
 BOULDER, COLORADO 80501  
 (303) 441-3401



Revisions

No.	Date	By	Description
1	2/5/95		FINAL DOCUMENTS
2	9/7/95		OCTOBER COORDINATION
3	9/15/95		BUILDING PERMIT SET

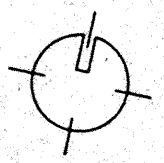
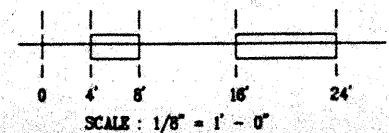
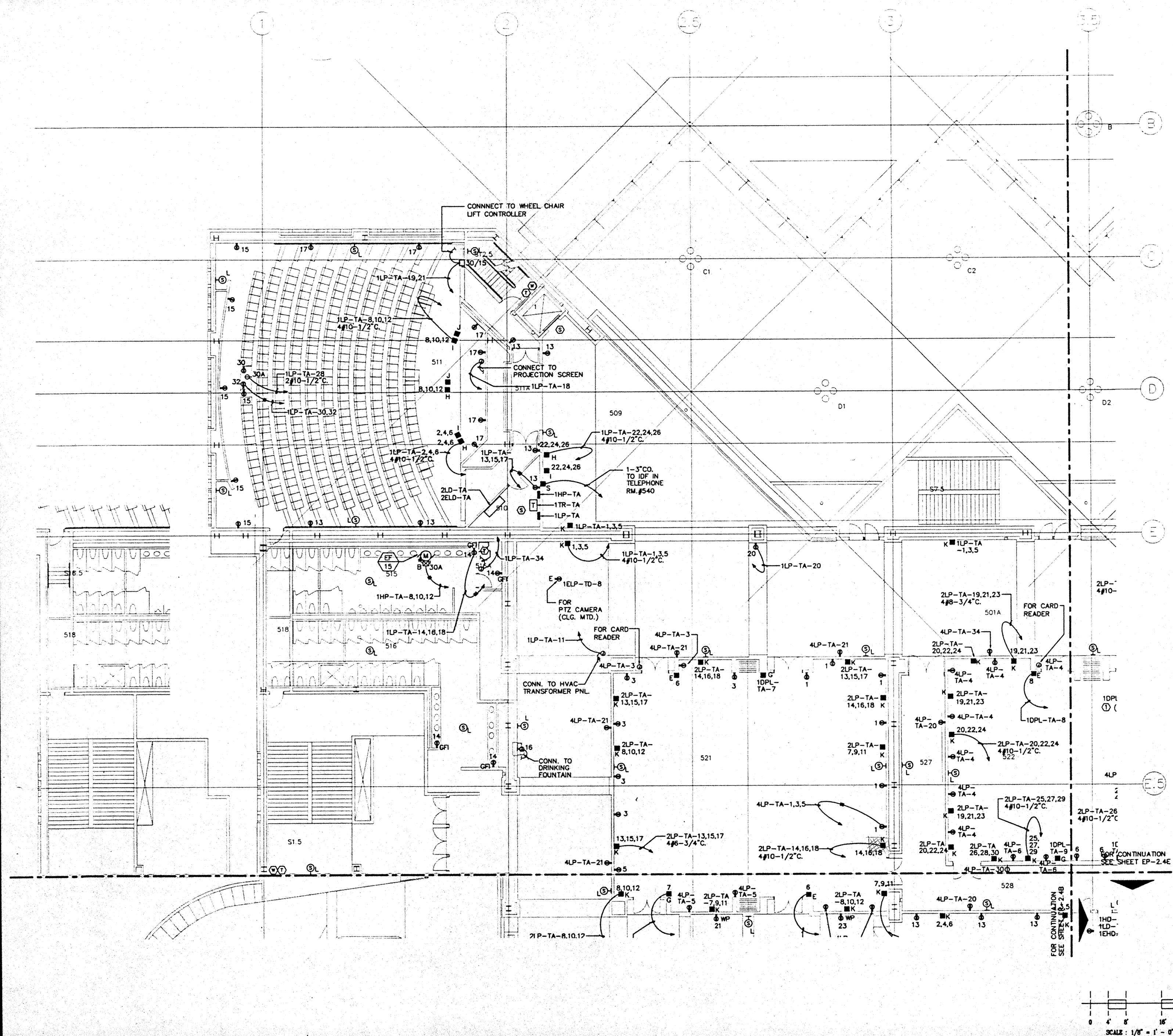
Sheet Title

## MEETING ROOM LEVEL SECTOR A FLOOR PLAN POWER

Designed MB/DT/TS/VV  
 Draw MB/DT/TS/VV  
 Checked W/RR  
 Date 9/15/95  
 Job No. 93038.02A  
 Sheet No.


EP-2.4A

CAD File: p:\proj\24\ep2-4a



**NOTES:**

- ① SEE PANEL SCHEDULE FOR FEEDER & CONDUIT SIZE.
- ② NOT USED.
- ③ ESCALATOR CONTROLLER CAB. FURNISHED UNDER DIV. 14.
- ④ REFER TO LANDSCAPE DWGS. FOR EXACT LOCATION & MOUNTING HEIGHT OF OUTLETS IN PLANTER AREAS.



# Hawai'i Convention Center

Convention Center Authority  
Honolulu, HI

Winbery Alison Tong & Goo, Inc.  
Honolulu, HI

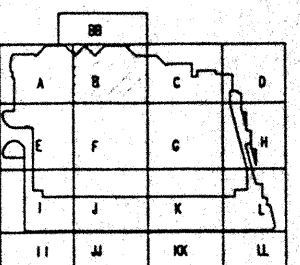
in association with

Loschky Marquardt & Neshom  
Seattle, WA

NORDIC / PCL  
A Joint Venture  
Honolulu, HI

**Consultants**

**Syska & Hennessy**  
ENGINEERS  
2910 West Olympic Blvd., Los Angeles, CA 90064  
Telephone 1910 510-0000 Fax 1910 470-7000



**Revisions**

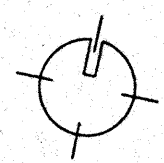
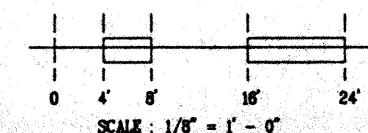
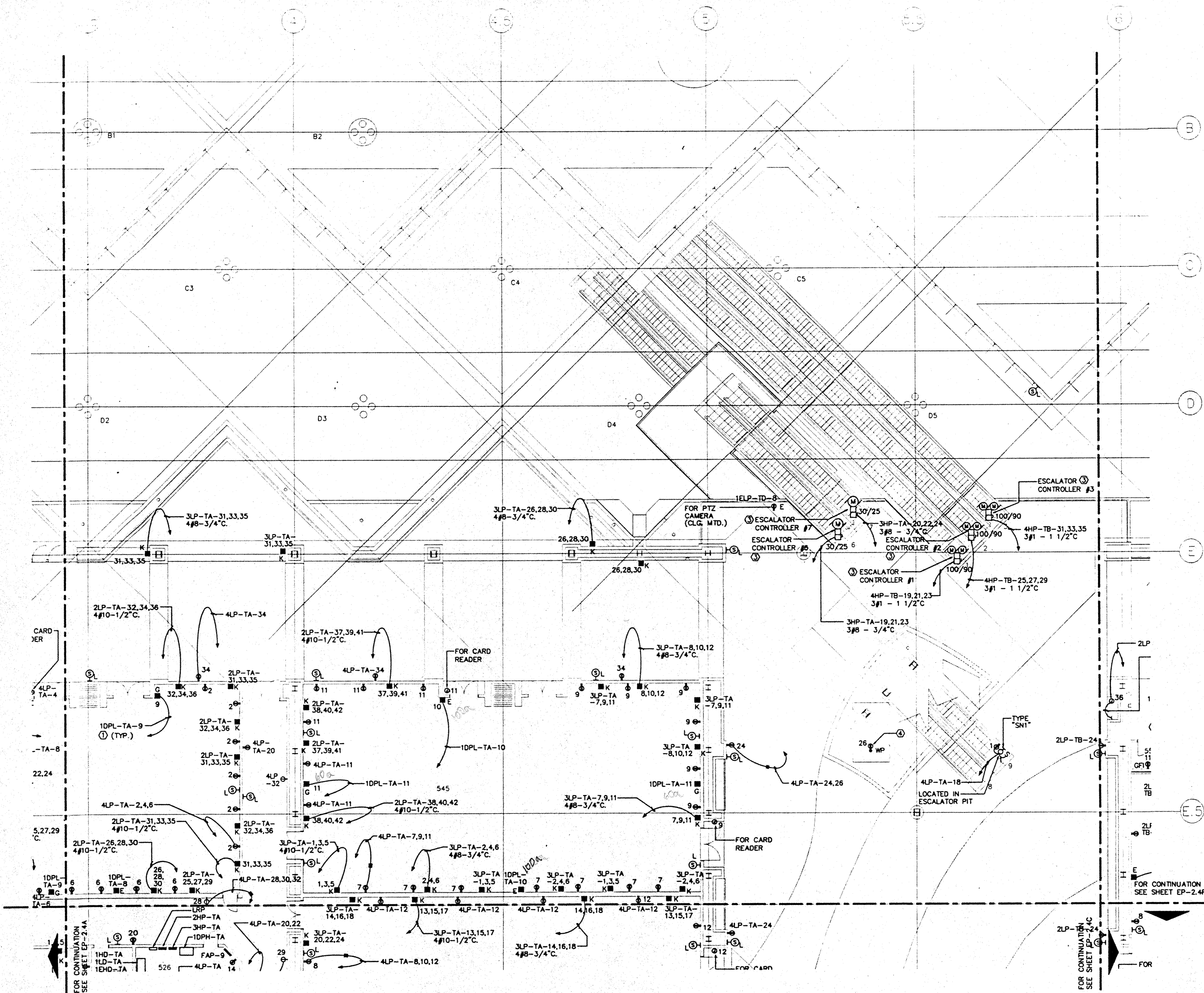
No.	Date	By	Description
12/25/95			FINAL DOCUMENTS
10/27/95			OCTOBER COORDINATION
9/15/95			BUILDING PERMIT SET

**MEETING ROOM LEVEL  
SECTOR B  
FLOOR PLAN  
POWER**

Designed	MB/OT/TS/VV
Drawn	MB/OT/TS/VV
Checked	N/NN
Date	9/15/95
Job No.	890302.9
Sheet No.	


**EP-2.4B**

CAD File: p:\proj\2elec\ep2-4b



**NOTES:**

- ① SEE PANEL SCHEDULE FOR FEEDER & CONDUIT SIZE.
- ② 36" AFF. CONNECT TO IRRIGATION CONTROLLER "H"



# Hawai'i Convention Center

Convention Center Authority  
Honolulu, HI

Wimberly Allison Tong & Goo, Inc.  
Honolulu, HI

in association with

Loeckhy Marquardt & Neshom  
Seattle, WA

NORDIC / PCL  
A Joint Venture  
Honolulu, HI

Consultants

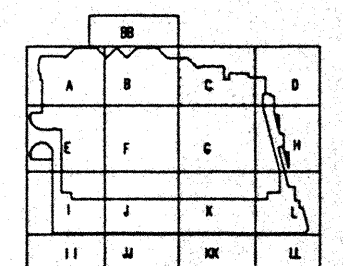
## Syska & Hennessy ENGINEERS

1900 West Olympic Blvd., Los Angeles, CA 90060  
Telephone (818) 978-2200 Fax (818) 478-7400



**LUDVIK  
ELECTRIC**

7300 S. HAWAIIAN  
ENCLAVE COLORADO  
SPRING  
(303) 751-5401



**Revisions**


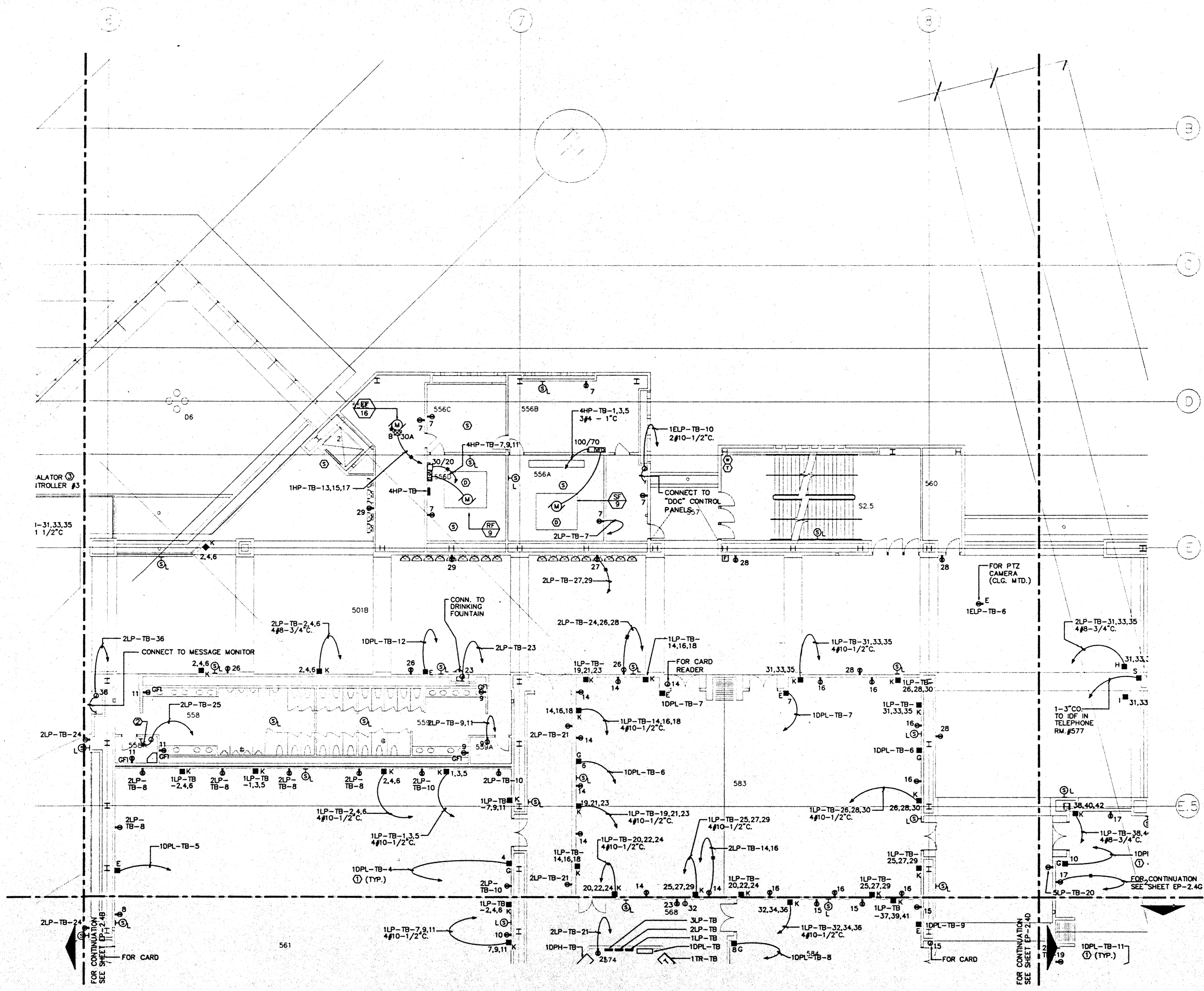
No.	Date	By	Description
12/15/95			FINAL DOCUMENTS
10/17/95			OCTOBER COORDINATION
9/15/95			BUILDING PERMIT SET

Sheet Title


### MEETING ROOM LEVEL SECTOR C FLOOR PLAN POWER

Designed	MB/DT/TS/VV
Drawn	MB/DT/TS/VV
Checked	M/W
Date	9/15/95
Job No.	95036.029
Sheet No.	EP-2.4C

CAD File: c:\p\h\2\h\ep2-4c







# Hawai'i Convention Center

Convention Center Authority  
Honolulu, HI

Wimberly Allison Tong & Goo, Inc.  
Honolulu, HI

in association with

Loechky Marguardt & Nesholm  
Seattle, WA

NORDIC / PCL  
A Joint Venture  
Honolulu, HI

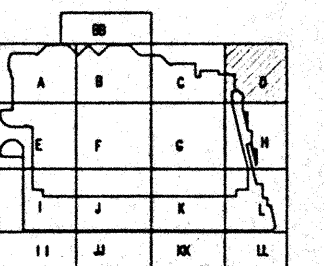
Consultants

### Syska & Hennessy ENGINEERS

1980 West Olympic Blvd., Los Angeles, CA 90064  
Telephone (818) 298-0000 Fax (818) 478-7400



By: *[Signature]*  
Date: *[Date]*



#### Revisions

12/16/95	FINAL DOCUMENTS		
10/17/95	OCTOBER COORDINATION		
9/15/95	BUILDING PERMIT SET		
No.	Date	By	Description

Sheet Title

### MEETING ROOM LEVEL SECTOR D FLOOR PLAN POWER

Designed	MBDT/TS/VV
Drawn	MBDT/TS/VV
Checked	N/NN
Date	9/15/95
Job No.	60036.029

Sheet No. **EP-2.4D**

CAD File: c:\p1\hawaii\ep2-4

NOTES:  
① SEE PANEL SCHEDULE FOR FEEDER & CONDUIT SIZE.

B

C

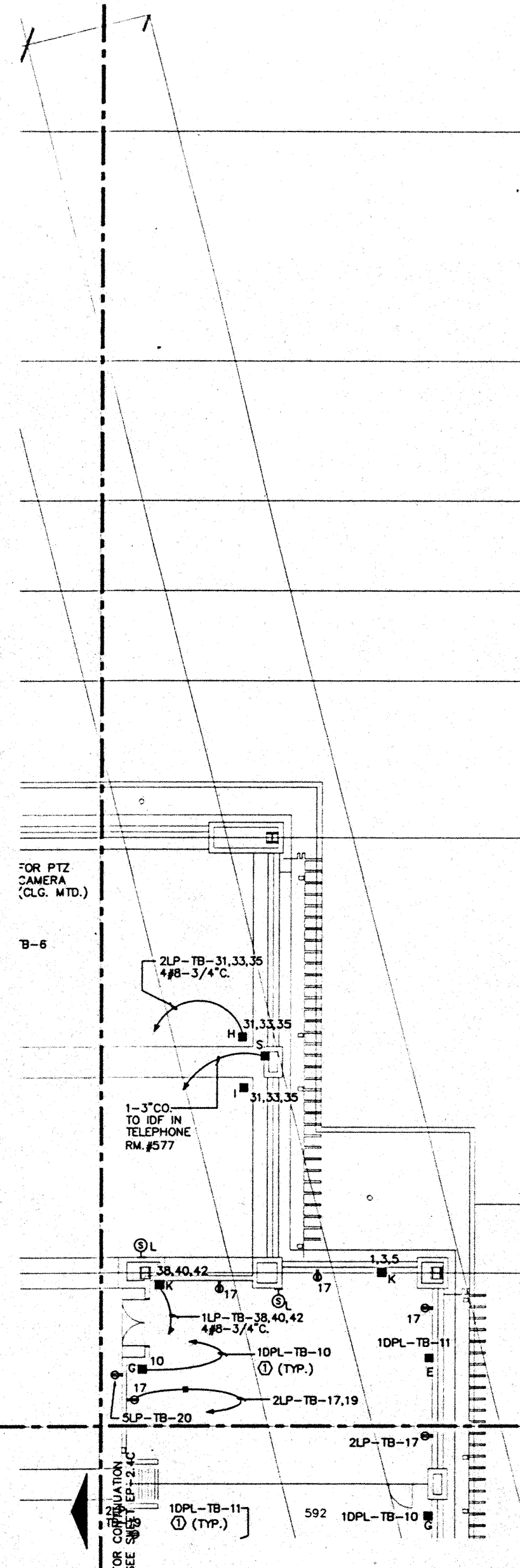
C.6

D

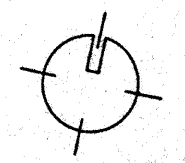
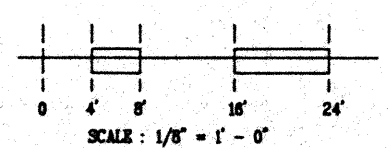
D.4

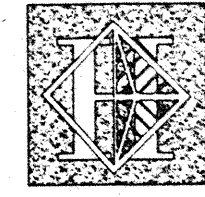
E

E.5



FOR CONTINUATION  
SEE SHEET EP-2.4H





# Hawai'i Convention Center

Convention Center Authority  
Honolulu, HI

Wimberly Allison Tong & Goo, Inc.  
Honolulu, HI

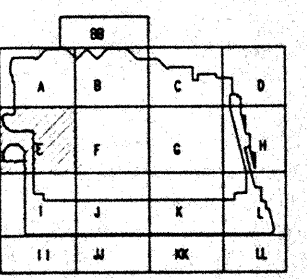

in association with

Loosky Marquardt & Neshom  
Seattle, WA

NORDIC / PCL  
A Joint Venture  
Honolulu, HI

Consultants

**Syska & Hennessy**  
ENGINEERS  
1900 West Channing Blvd., Los Angeles, CA 90004  
Telephone (818) 215-0000 Fax (818) 478-7888



### Revisions

No.	Date	By	Description
12/15/95			FINAL DOCUMENTS
10/17/95			OCTOBER COORDINATION
9/15/95			BUILDING PERMIT SET

### Sheet Title

MEETING ROOM LEVEL  
SECTOR E  
FLOOR PLAN  
POWER

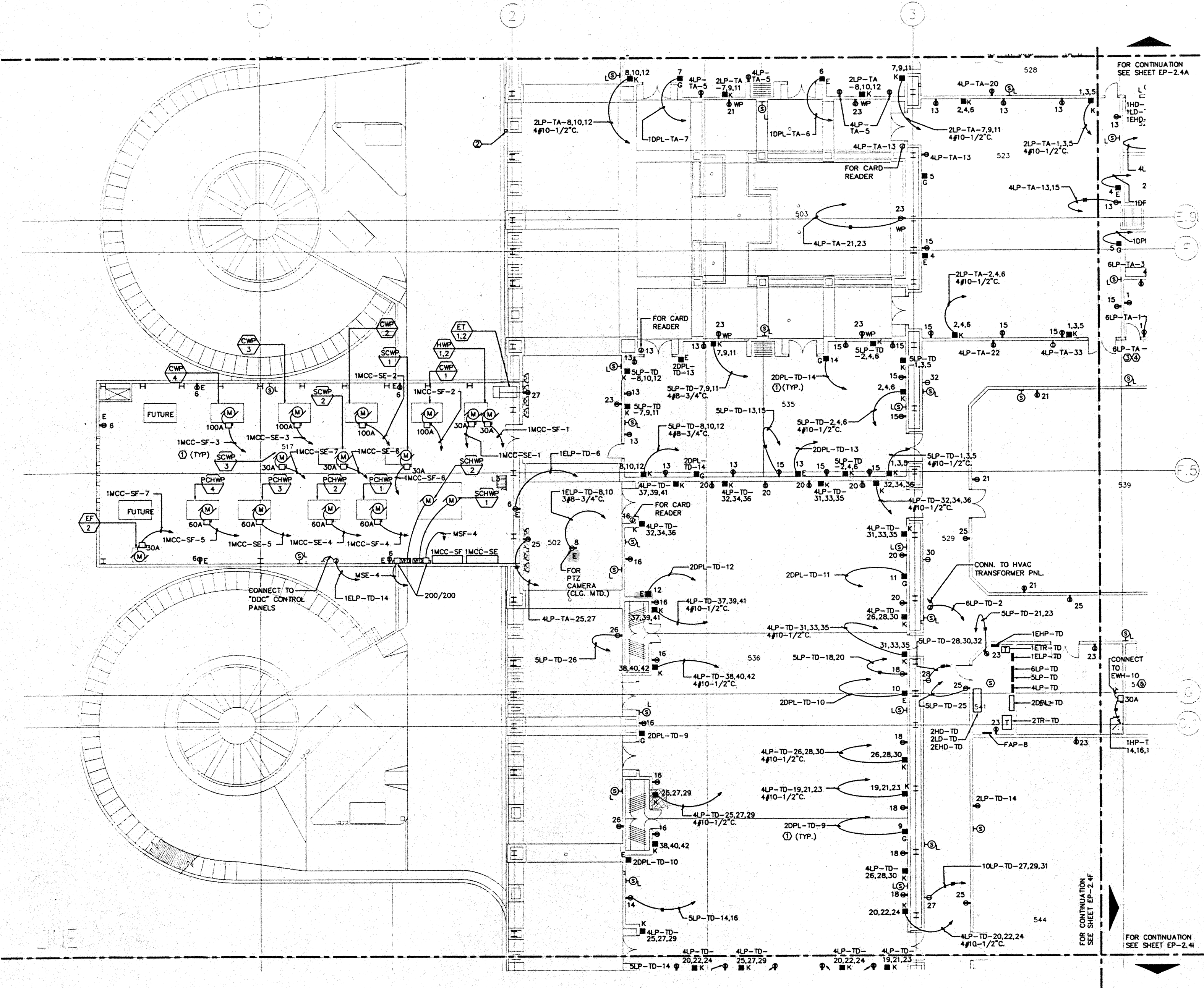
Designed	MM01/TB/VV
Drawn	MM01/TB/VV
Checked	N/A/N
Date	9/15/95
Job No.	93036.029
Sheet No.	

EP-2.4E

CAD File: pprj\hawaii\ep2-4e

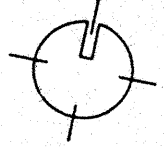
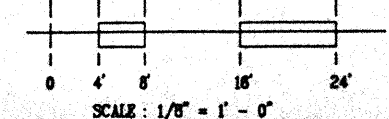
### NOTES:


- ① SEE PANEL SCHEDULE FOR FEEDER & CONDUIT SIZE.
- ② 1 1/2" C. STUB-UP FROM PARKING LEVEL FOR FUTURE ANTENNA CABLING. PROVIDE 12" X 8" PULL BOX.



FOR CONTINUATION  
SEE SHEET EP-2.4F

FOR CONTINUATION  
SEE SHEET EP-2.4





# Hawaii Convention Center

Convention Center Authority  
Honolulu, HI

Wimberly Allison Tong & Goo, Inc.  
Honolulu, HI

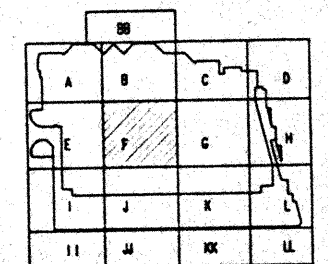
In association with

Loschky Marquardt & Neshom  
Seattle, WA

NORDIC / PCL  
A Joint Venture  
Honolulu, HI

Consultants

**Syska & Hennessy**  
ENGINEERS  
1600 West Olympic Blvd., Los Angeles, CA 90004  
Telephone (818) 710-0000 Fax (818) 470-7400



Revisions

No.	Date	By	Description
12/15/95			FINAL DOCUMENTS
10/17/95			OCTOBER COORDINATION
9/15/95			BUILDING PERMIT SET

Sheet Title

## MEETING ROOM LEVEL SECTOR F FLOOR PLAN POWER

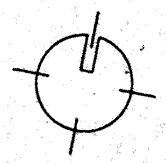
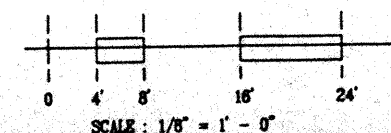
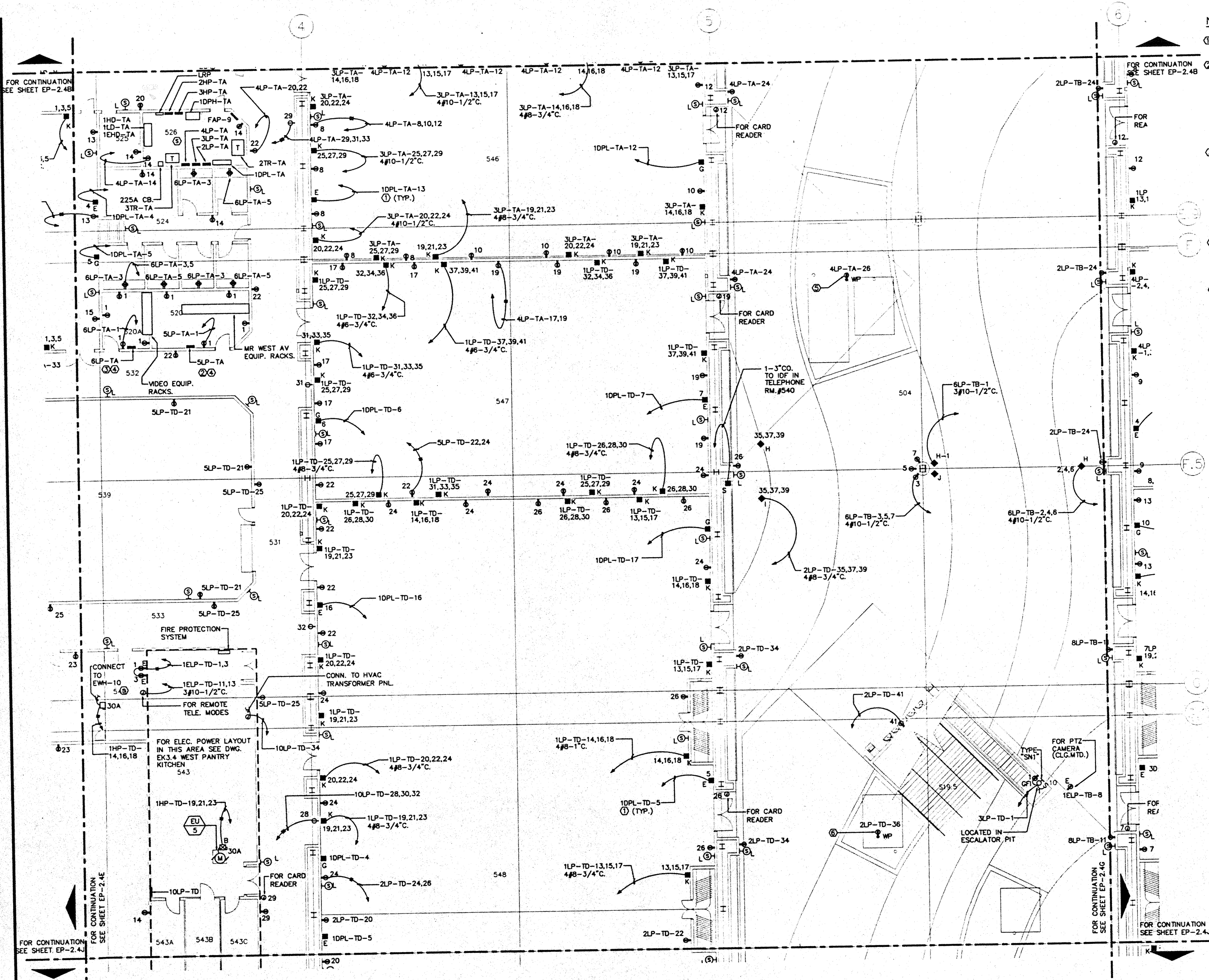
Designed	MB/DT/BS/VV
Drawn	MB/DT/BS/VV
Checked	M/AN
Date	9/15/95
Job No.	00008.029
Sheet No.	

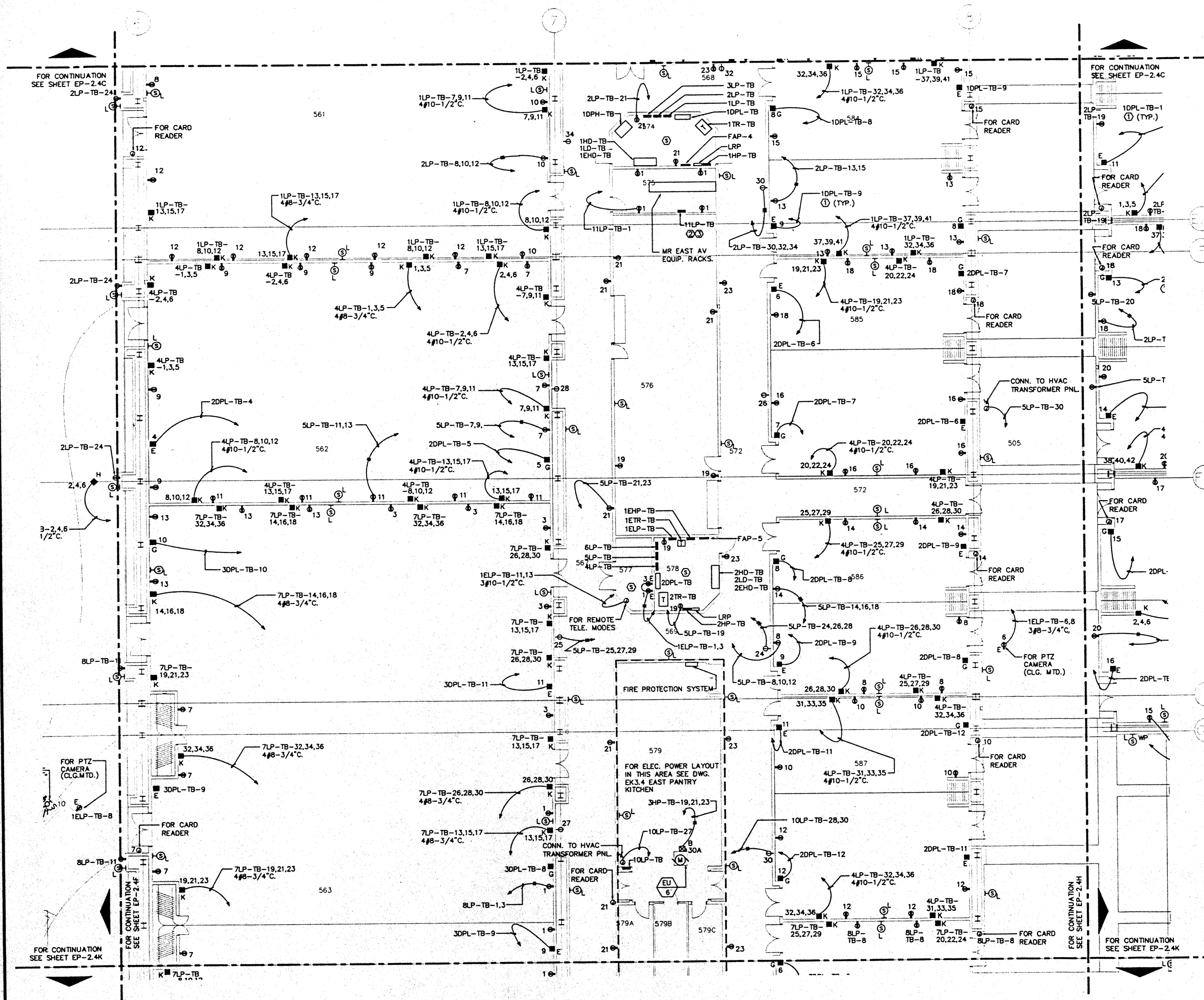
EP-2.4F

CAD File: p:\proj\2\ep2-4f

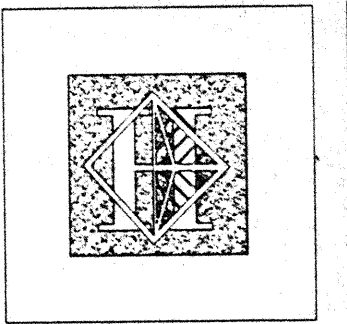
### NOTES:

- SEE PANEL SCHEDULE FOR FEEDER & CONDUIT SIZE.
- PROVIDE 23, 20-AMP CIRCUITS, ISOLATED GROUND SEPARATE NEUTRAL FOR EACH CIRCUIT, STUB DOWN INTO THE RACKS FROM ABOVE WITH 10' PIG TAILS FOR CONNECTION TO AV EQUIPMENT (SEE PANEL SCHEDULE "SLP-TA")
- PROVIDE 4, 20-AMP CIRCUITS, ISOLATED GROUND SEPARATE NEUTRAL FOR EACH CIRCUIT, STUB DOWN FROM ABOVE WITH 10' PIG TAILS FOR CONNECTION TO AV EQUIPMENT. (SEE PANEL SCHEDULE "6LP-TA")
- COORDINATE INSTALLATION WITH AUDIO-VISUAL EQUIPMENT CONTRACTOR. REFER TO AUDIO/VIDEO DWG. AV1.0.1
- REFER TO LANDSCAPE DWGS. FOR EXACT LOCATION & MOUNTING HEIGHT OF OUTLETS IN PLANTER AREAS.





- NOTES:**
- SEE PANEL SCHEDULE FOR FEEDER & CONDUIT SIZE.
  - PROVIDE 13, 20-AMP CIRCUITS, ISOLATED GROUND SEPARATE NEUTRAL FOR EACH CIRCUIT, STUB DOWN INTO THE RACKS FROM ABOVE WITH 10' PIG TAILS FOR CONNECTION TO AV EQUIPMENT (SEE PANEL SCHEDULE "1LP-TB")
  - COORDINATE INSTALLATION WITH AUDIO-VISUAL EQUIPMENT CONTRACTOR. REFER TO AUDIO/VIDEO DWG. AV1.0.1



# Hawai'i Convention Center

Convention Center Authority  
Honolulu, HI

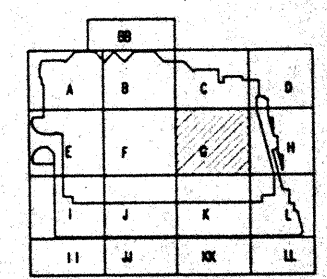

Winberly Allison Tong & Goo, Inc.  
Honolulu, HI

In association with  
Loschky Marquardt & Neeholm  
Seattle, WA

NORDIC / PCL  
A Joint Venture  
Honolulu, HI

Consultants

**Syska & Hennessy**  
ENGINEERS  
1900 West Olympic Blvd., Los Angeles, CA 90006  
Telephone: (213) 924-0200 Fax: (213) 478-7600



Revisions

No.	Date	By	Description
12/16/95			FINAL DOCUMENTS
10/17/95			OCTOBER COORDINATION
9/15/95			BUILDING PERMIT SET

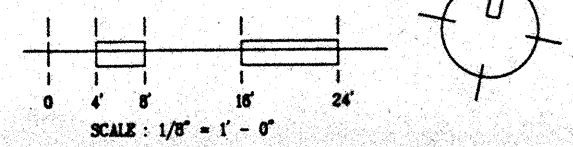
Sheet Title

## MEETING ROOM LEVEL SECTOR G FLOOR PLAN POWER

Designed	MB/OT/TS/VV
Drawn	MB/OT/TS/VV
Checked	MMH
Date	9/15/95
Job No.	92038.023
Sheet No.	


EP-2.4G

CAD File: p:\p\hawaii\EP2-4G



**NOTES:**

- ① SEE PANEL SCHEDULE FOR FEEDER & CONDUIT SIZE.
- ② REFER TO LANDSCAPE DWGS. FOR EXACT LOCATION & MOUNTING HEIGHT OF OUTLETS IN PLANTER AREAS.



# Hawai'i Convention Center

Convention Center Authority  
Honolulu, HI

Wimberly Allison Tong & Goo, Inc.  
Honolulu, HI

in association with  
Loschky Marquardt & Nesholm  
Seattle, WA

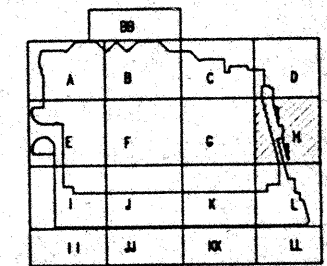
NORDIC / PCL  
A Joint Venture  
Honolulu, HI

**Consultants**

**Syska & Hennessy**  
ENGINEERS  
1980 West Center Blvd., Los Angeles, CA 90006  
Telephone: (213) 478-2222 Fax: (213) 478-7488



TE  
LUDVIK  
ELECTRIC  
7300 S. Broadway  
ENGLEWOOD, COLORADO  
80150  
(303) 751-3600



**Revisions**

No.	Date	By	Description
1/15/95			FINAL DOCUMENTS
1/17/95			OCTOBER COORDINATION
1/15/95			BUILDING PERMIT SET

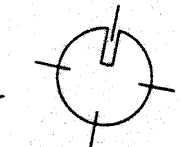
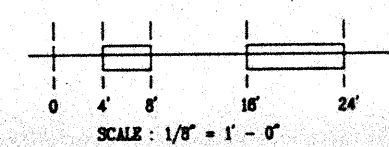
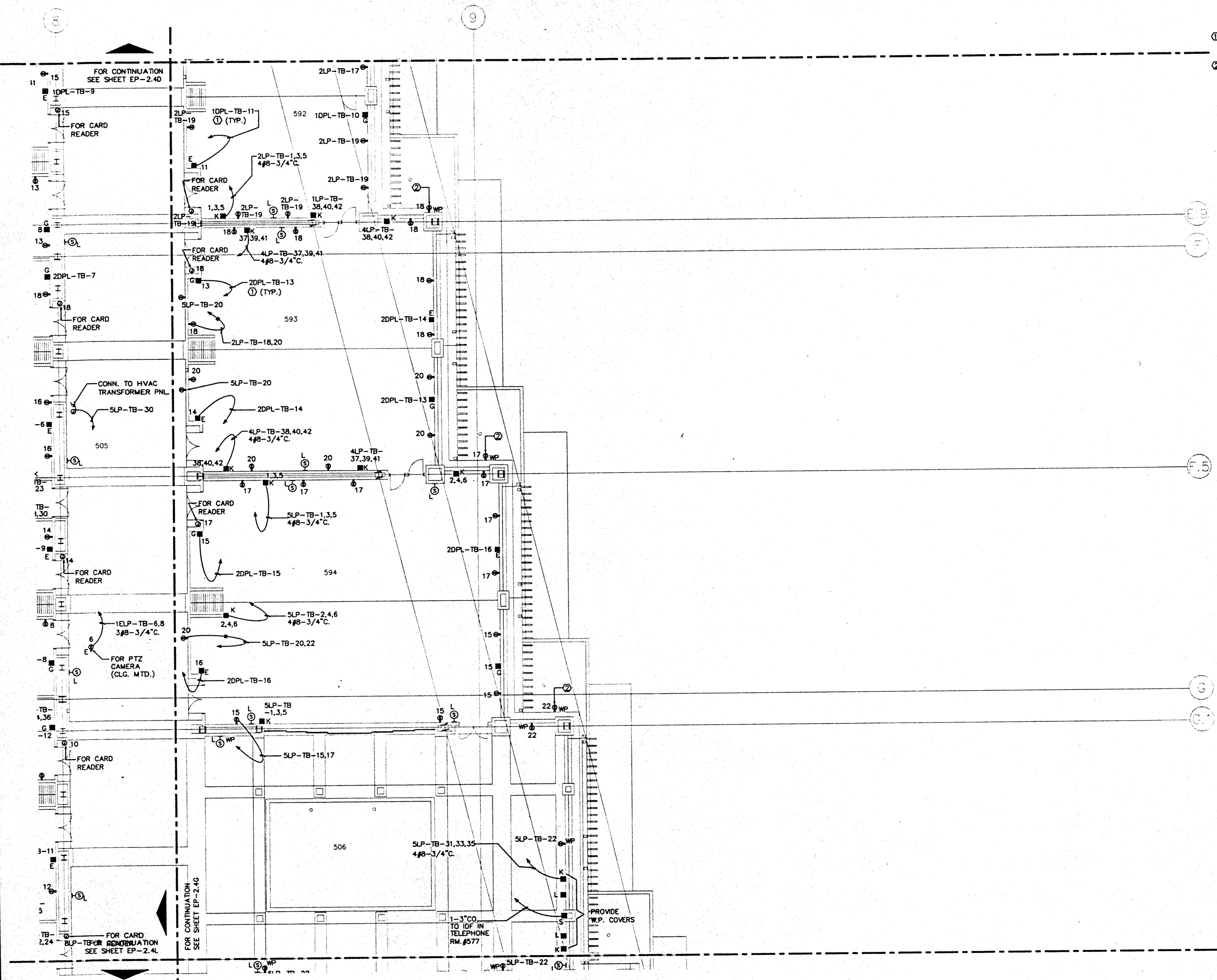
**Sheet Title**

**MEETING ROOM LEVEL  
SECTOR H  
FLOOR PLAN  
POWER**

Designed	MB/DT/TS/VV
Drawn	MB/DT/TS/VV
Checked	N/NN
Date	9/15/95
Job No.	9303L02.9
Sheet No.	


**EP-2.4H**

CAD File: p:\p\h\elec\ep2-4h



NOTES:

① SEE PANEL SCHEDULE FOR FEEDER & CONDUIT SIZE.



# Hawai'i Convention Center

Convention Center Authority  
Honolulu, HI

Winberry Allison Tong & Goo, Inc.  
Honolulu, HI

in association with

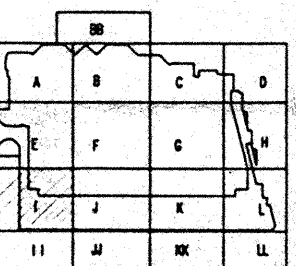
Loschky Marquardt & Neshom  
Seattle, WA

NORDIC / PCL  
A Joint Venture  
Honolulu, HI

Consultants

**Syska & Hennessy**  
ENGINEERS

1100 West Olympic Blvd., Los Angeles, CA 90004  
Telephone (213) 216-0000 Fax (213) 470-7400



Revisions

No.	Date	By	Description
12/15/95			FINAL DOCUMENTS
10/7/95			OCTOBER COORDINATION
9/15/95			BUILDING PERMIT SET

Sheet Title

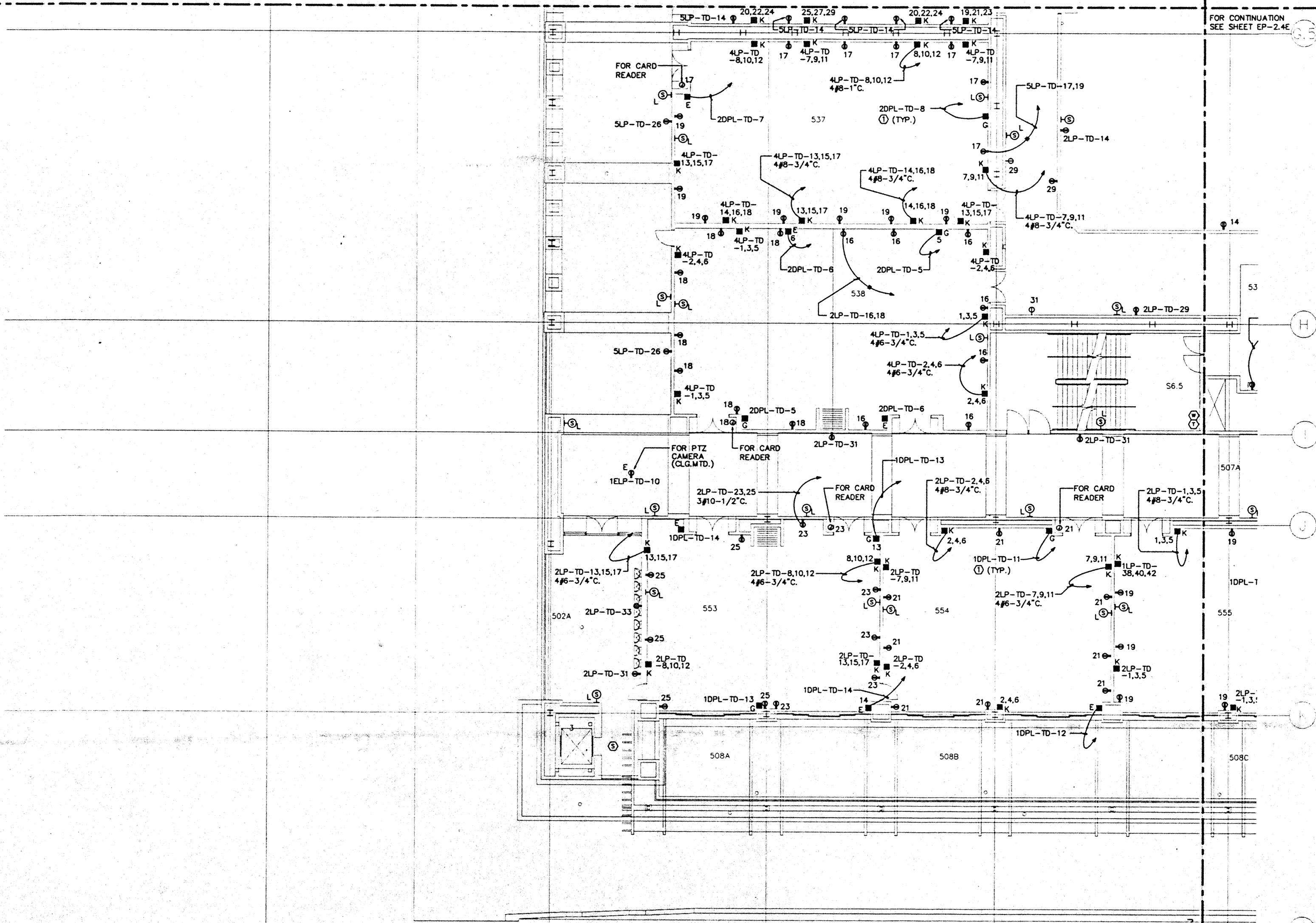
MEETING ROOM LEVEL  
SECTOR I  
FLOOR PLAN  
POWER

Designed	MB/OT/TS/VV
Drawn	MB/OT/TS/VV
Checked	N/MI
Date	9/15/95
Job No.	93036.029

Sheet No.

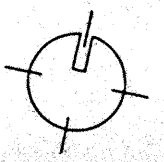
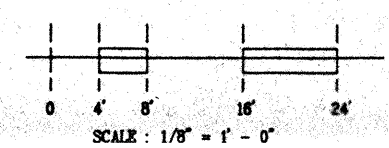
EP-2.4I

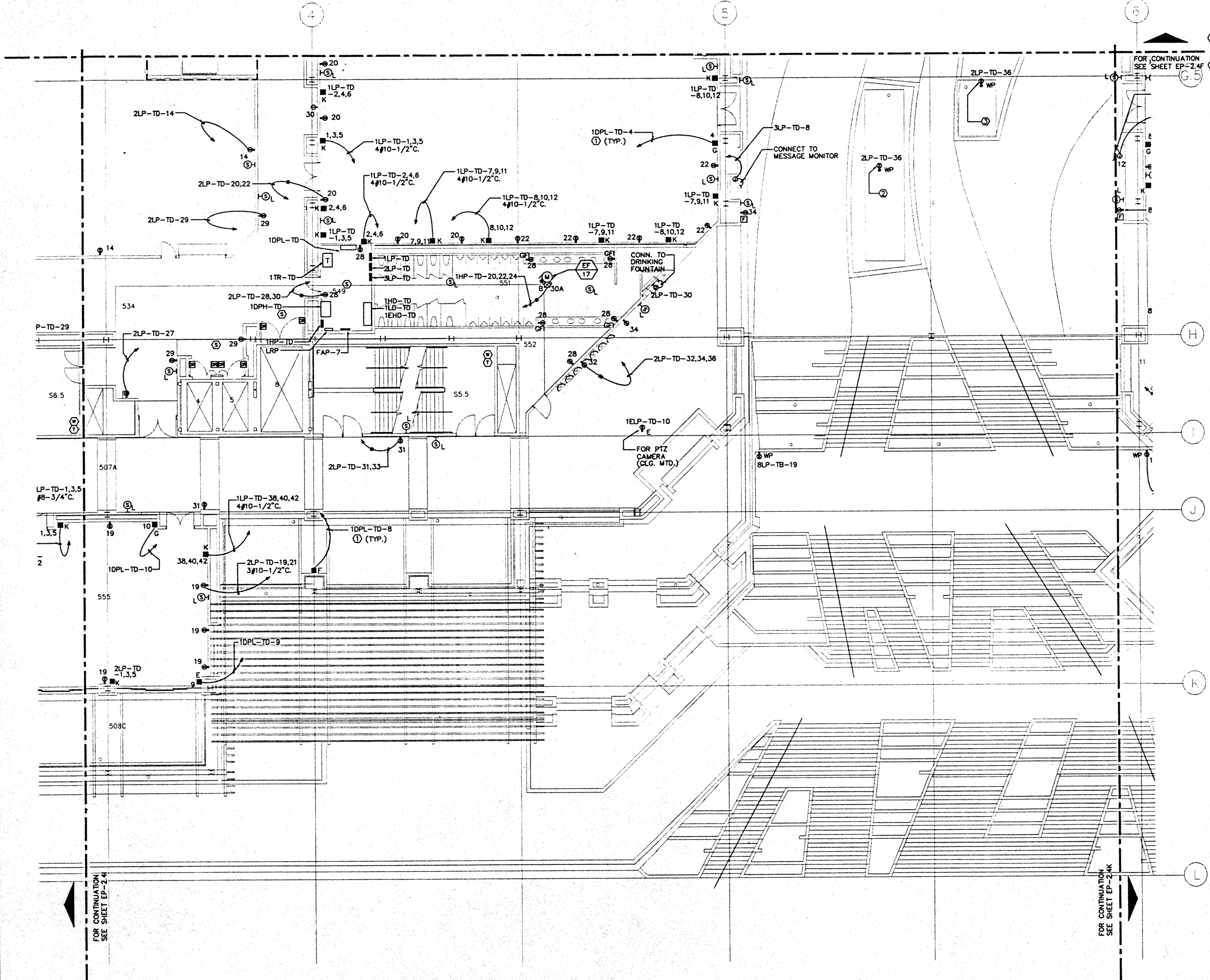
CAD File: s:\proj\2\elec\ep2-4



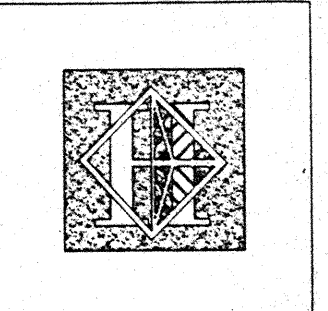
FOR CONTINUATION  
SEE SHEET EP-2.4E

FOR CONTINUATION  
SEE SHEET EP-2.4J





**NOTES:**  
 ① SEE PANEL SCHEDULE FOR FEEDER & CONDUIT SIZE.  
 ② REFER TO LANDSCAPE DWGS. FOR EXACT LOCATION & MOUNTING HEIGHT OF OUTLETS IN PLANTER AREAS.



# Hawai'i Convention Center

Convention Center Authority  
Honolulu, HI

Wimberly Allison Tong & Goo, Inc.  
Honolulu, HI

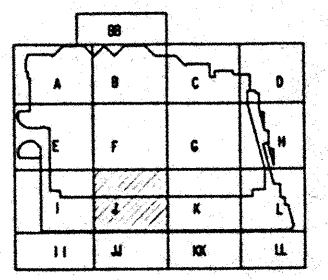

In association with

Loeschky Marquardt & Neshom  
Seattle, WA

NORDIC / PCL  
A Joint Venture  
Honolulu, HI

Consultants

**Syska & Hennessy**  
ENGINEERS  
 1880 West Olympic Blvd., Los Angeles, CA 90006  
 Telephone: (213) 218-2200 Fax: (213) 478-7400



Revisions

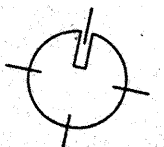
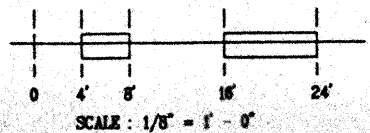
No.	Date	Description
12/15/95		FINAL DOCUMENTS
12/9/95		OCTOBER COORDINATION
9/15/95		BUILDING PERMIT SET


Sheet Title  
**MEETING ROOM LEVEL  
 SECTOR J  
 FLOOR PLAN  
 POWER**

Designed	MB/07/TS/VV
Drawn	MB/07/TS/VV
Checked	N/MB
Date	9/15/95
Job No.	93036.02J
Sheet No.	

EP-24J

CAD File: p:\rhc2\elec\EP2-4J





**NOTES:**

- ① SEE PANEL SCHEDULE FOR FEEDER & CONDUIT SIZE.
- ② 36" AFF. CONNECT TO IRRIGATION CONTROLLER "G"
- ③ ESCALATOR CONTROLLER CAB. FURNISHED UNDER DIV. 14.

# Hawai'i Convention Center

Convention Center Authority  
Honolulu, HI

Wimberly Allison Tong & Goo, Inc.  
Honolulu, HI


in association with

Loschky Marquardt & Neshom  
Seattle, WA

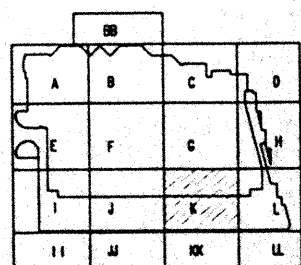
NORDIC / PCL  
A Joint Venture  
Honolulu, HI

**Consultants**

**Syska & Hennessy**  
ENGINEERS  
1900 Stout Street, Suite 200, Los Angeles, CA 90044  
Telephone: (213) 218-0800 Fax: (213) 478-7488



**LE LUDVIK ELECTRIC**  
7000'S SHOSHONE  
ENGLEWOOD, COLORADO 80150  
(303) 781-5401



**Revisions**

No.	Date	By	Description
12/15/95			FINAL DOCUMENTS
10/17/95			OCTOBER COORDINATION
8/15/95			BUILDING PERMIT SET

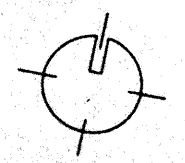
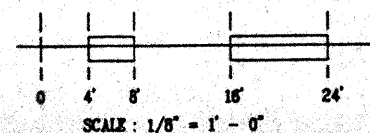
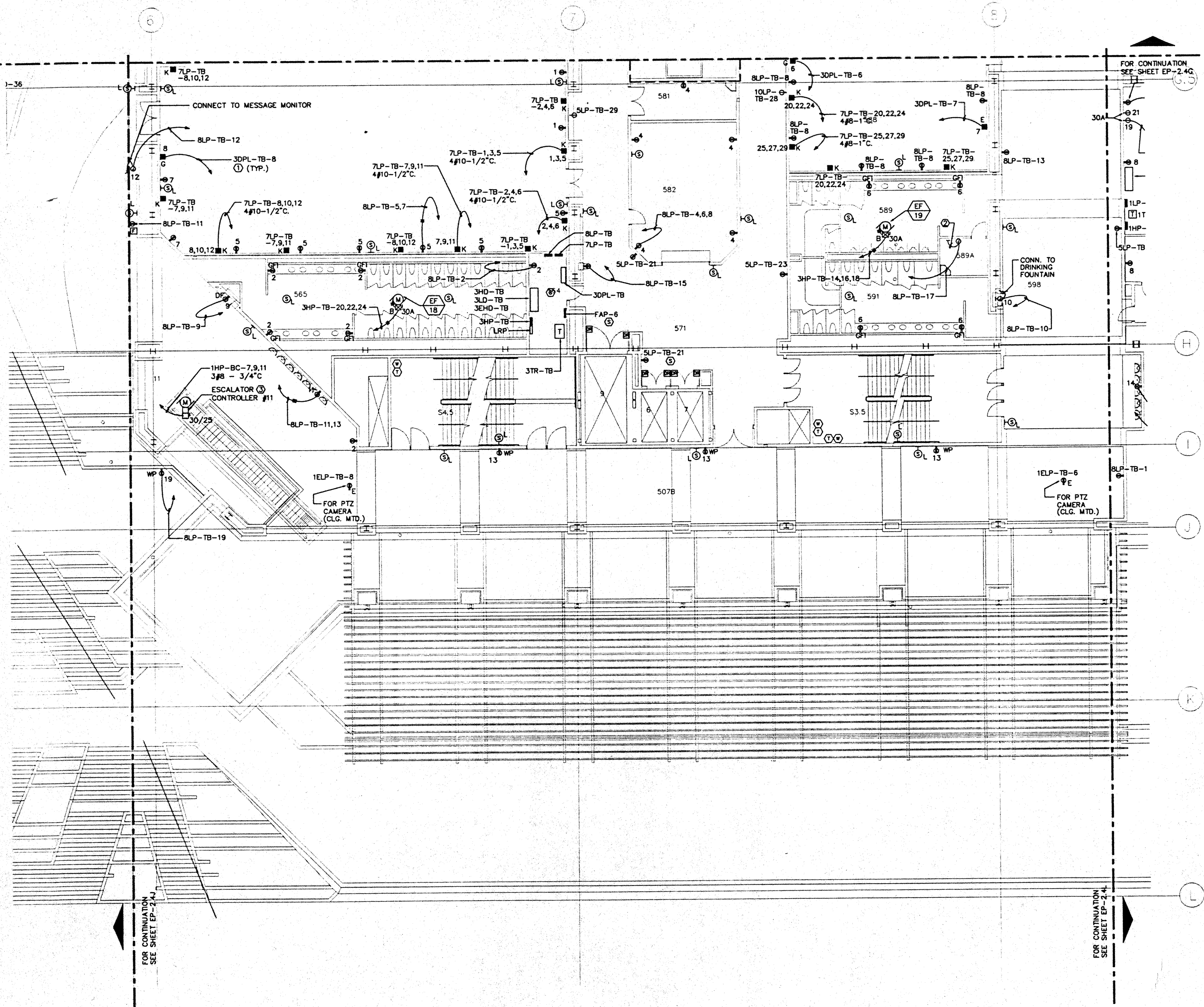
**Sheet Title**

**MEETING ROOM LEVEL  
SECTOR K  
FLOOR PLAN  
POWER**


Designed	MM/DT/TB/VV
Drawn	MM/DT/TB/VV
Checked	N/BN
Date	8/15/95
Job No.	95036.02.9
Sheet No.	

**EP-2.4K**

CAD File: p:\proj\2\95\95036\EP2-4K







# Hawai'i Convention Center

Convention Center Authority  
Honolulu, HI

Wimberly Allison Tong & Goo, Inc.  
Honolulu, HI

In association with

Loschky Marquardt & Neeshom  
Seattle, WA

NORDIC / PCL  
A Joint Venture  
Honolulu, HI

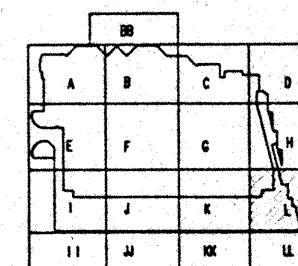
Consultants

**Syska & Hennessy**  
ENGINEERS

1900 West Olympic Blvd., Los Angeles, CA 90006  
Telephone: (213) 924-0000 Fax: (213) 475-7400



LUDVIK  
ELECTRIC  
7700 S. SHORELINE  
DUBLINO, CA 94568  
9072  
(925) 931-5400



Revisions

No.	Date	By	Description
1	12/15/95		FINAL DOCUMENTS
2	10/17/95		OCTOBER COORDINATION
3	9/15/95		BUILDING PERMIT SET

Sheet Title

MEETING ROOM LEVEL  
SECTOR L  
FLOOR PLAN  
POWER

Designed	MB/OT/TS/VV
Drawn	MB/OT/TS/VV
Checked	W/BN
Date	9/15/95
Job No.	93038.029
Sheet No.	

EP-2.4L

CAD File: p:\p\2\4\ep2-4L

FOR CONTINUATION  
SEE SHEET EP-2.4H

G.5

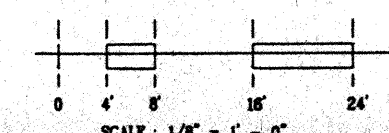
H

I

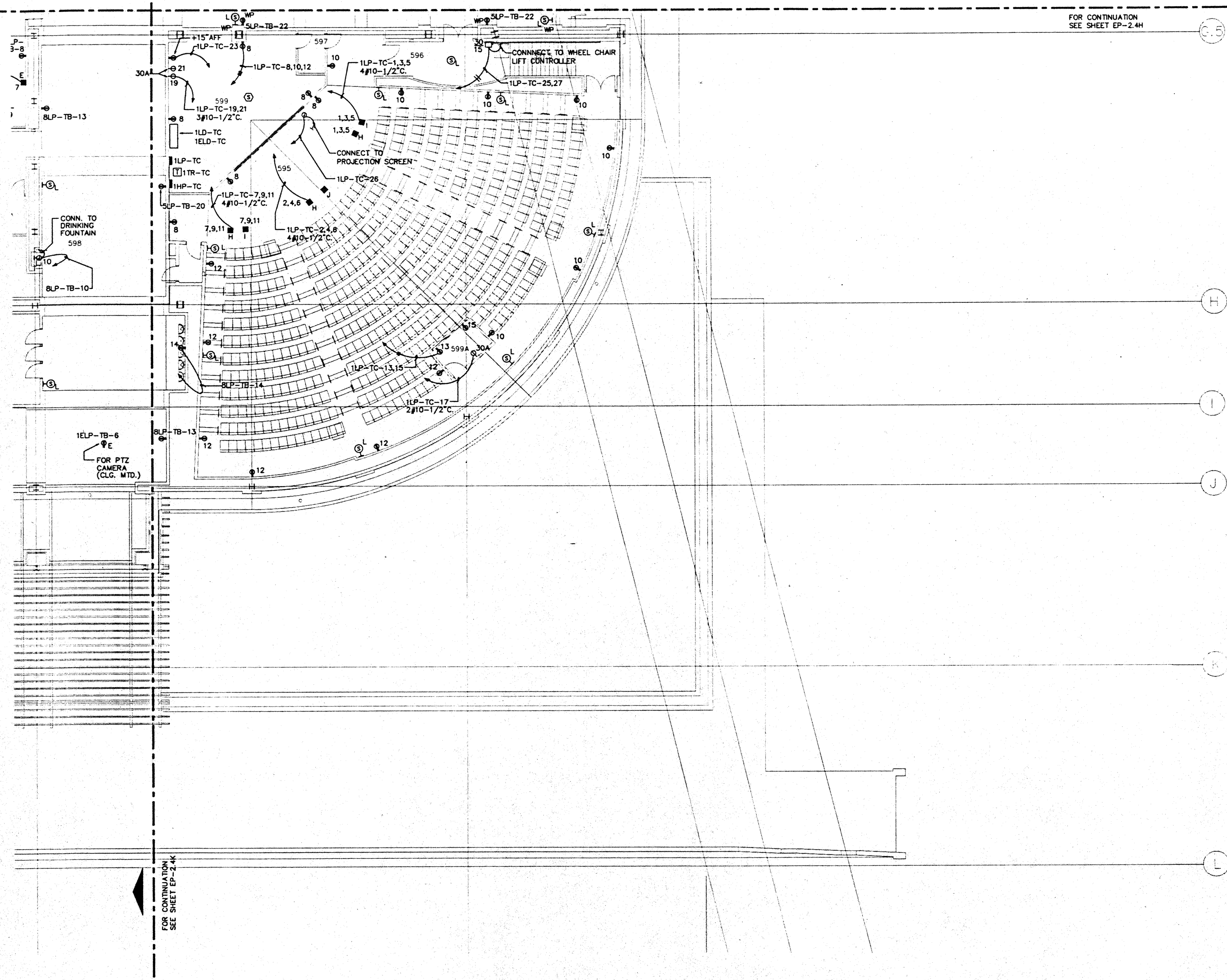
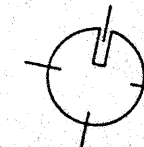
J

K

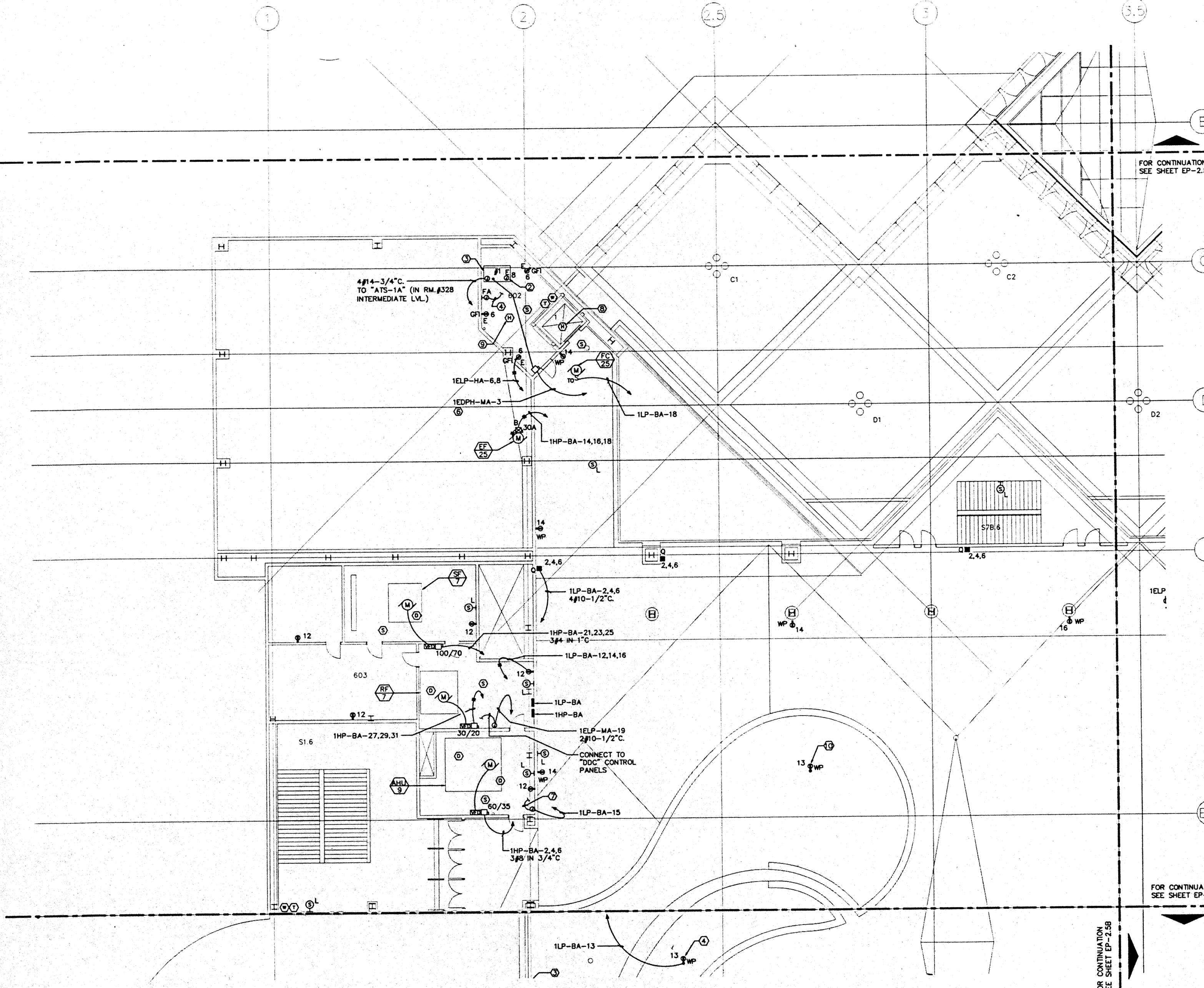
L




SCALE: 1/8" = 1' - 0"



FOR CONTINUATION  
SEE SHEET EP-2.4K



- NOTES:**
- ① FOR FEEDER AND CONDUIT SIZE SEE MCC SCHEDULES.
  - ② EXTEND WIRING FOR CAR LIGHTS & FAN TO ELEVATOR CONTROLLER, MAKE FINAL CONNECTIONS.
  - ③ ELEVATOR CONTROLLER, VERIFY LOCATION, PROVIDE LINE SIDE POWER CONNECTION AS DIRECTED BY ELEVATOR CONTRACTOR.
  - ④ EXTEND 1/2\"/>
  - ⑤ NOT USED.
  - ⑥ FOR FEEDER AND CONDUIT SIZE SEE PANEL SCHEDULES.
  - ⑦ 36\"/>
  - ⑧ AT TOP OF ELEV. SHAFT.
  - ⑨ PROVIDE 2#14 IN 1/2\"/>
  - ⑩ REFER TO LANDSCAPE DWGS. FOR EXACT LOCATION & MOUNTING HEIGHT OF OUTLETS IN PLANTER AREAS.



# Hawai'i Convention Center

Convention Center Authority  
Honolulu, HI

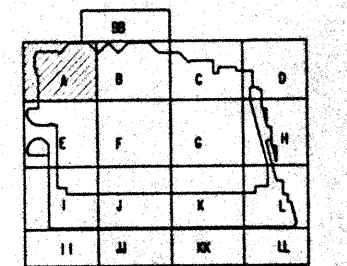

Winberry Allison Tong & Goo, Inc.  
Honolulu, HI

In association with  
Loachky Marguardt & Nesholm  
Seattle, WA

NORDIC / PCL  
A Joint Venture  
Honolulu, HI

**Consultants**

**Syska & Hennessy**  
**ENGINEERS**  
1900 West Center Blvd., Los Angeles, CA 90060  
Telephone (818) 433-2000 Fax (818) 433-7000



**Revisions**


No. Date By Description

Sheet Title

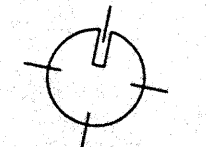
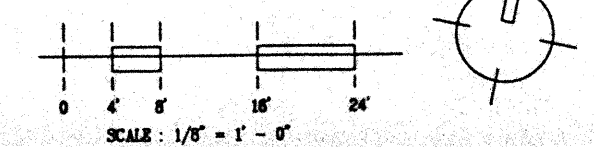
**BALLROOM LEVEL  
SECTOR A  
FLOOR PLAN  
POWER**

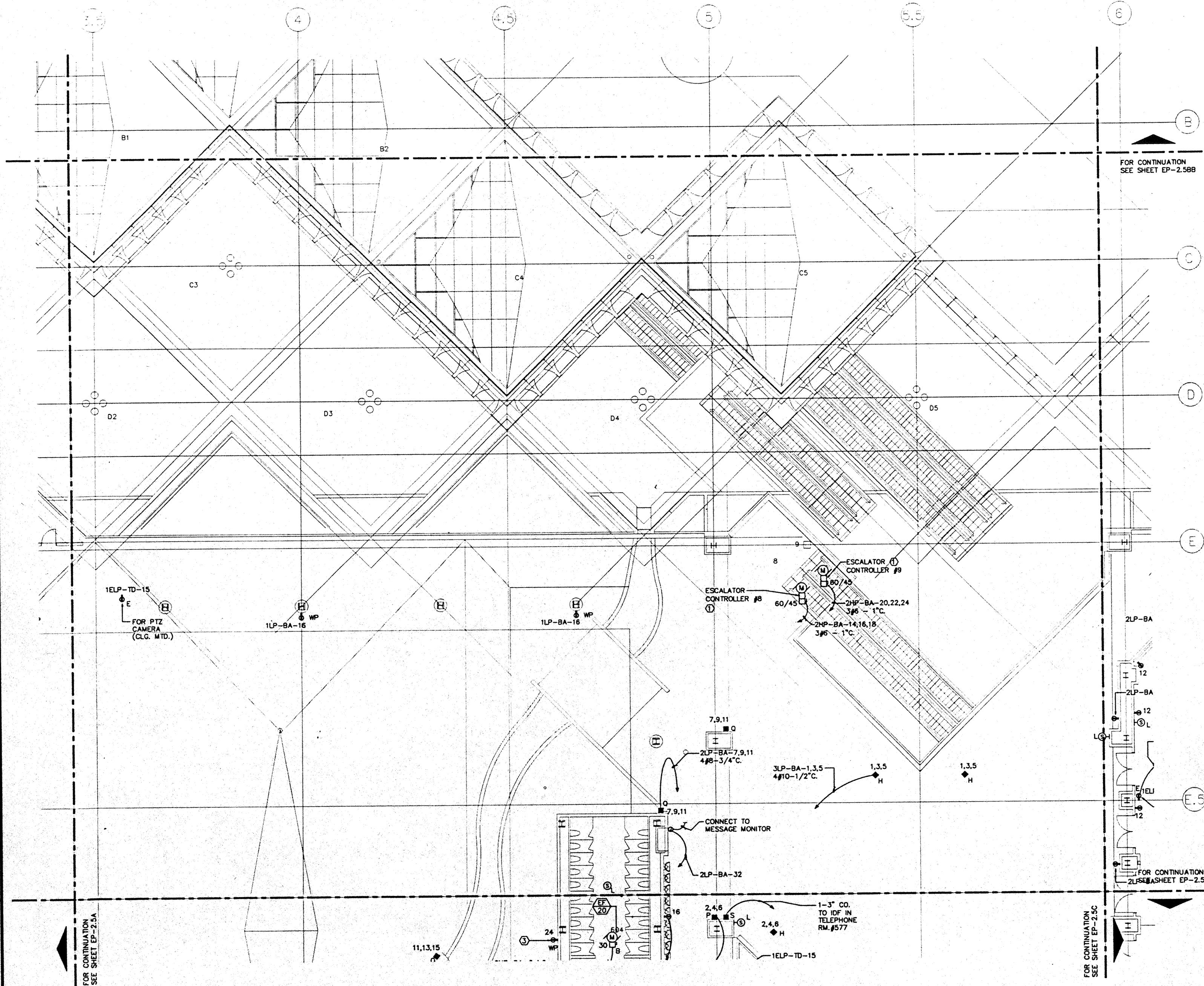
Designed	MB/DT/TS/VV
Drawn	MB/DT/TS/VV
Checked	1/1/96
Date	8/15/95
Job No.	69038.02.9
Sheet No.	

**EP-2.5A**

FOR CONTINUATION  
SEE SHEET EP-2.5B

FOR CONTINUATION  
SEE SHEET EP-2.5B



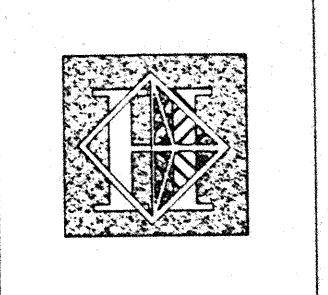


NOTES:  
 ① ESCALATOR CONTROLLER CAB. FURNISHED UNDER DIV. 14.

FOR CONTINUATION  
 SEE SHEET EP-2.5B

FOR CONTINUATION  
 SEE SHEET EP-2.5C

FOR CONTINUATION  
 SEE SHEET EP-2.5A



# Hawai'i Convention Center

Convention Center Authority  
 Honolulu, HI

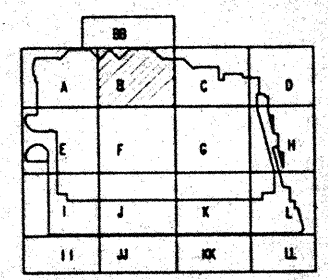

Winbery Allison Tong & Goo, Inc.  
 Honolulu, HI  
 in association with  
 Loschky Marquardt & Nesholm  
 Seattle, WA

NORDIC / PCL  
 A Joint Venture  
 Honolulu, HI

Consultants

**Syska & Hennessy**  
 ENGINEERS

1800 West Olympic Blvd., Los Angeles, CA 90064  
 Telephone (213) 518-0000 Fax (213) 478-7000



Revisions

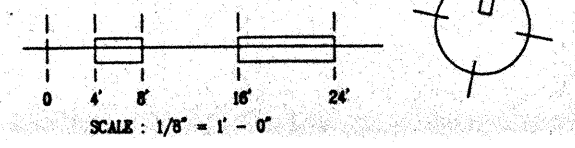
No.	Date	By	Description
1/15/95			FINAL DOCUMENTS
9/17/95			OCTOBER COORDINATION
8/15/95			BUILDING PERMIT SET

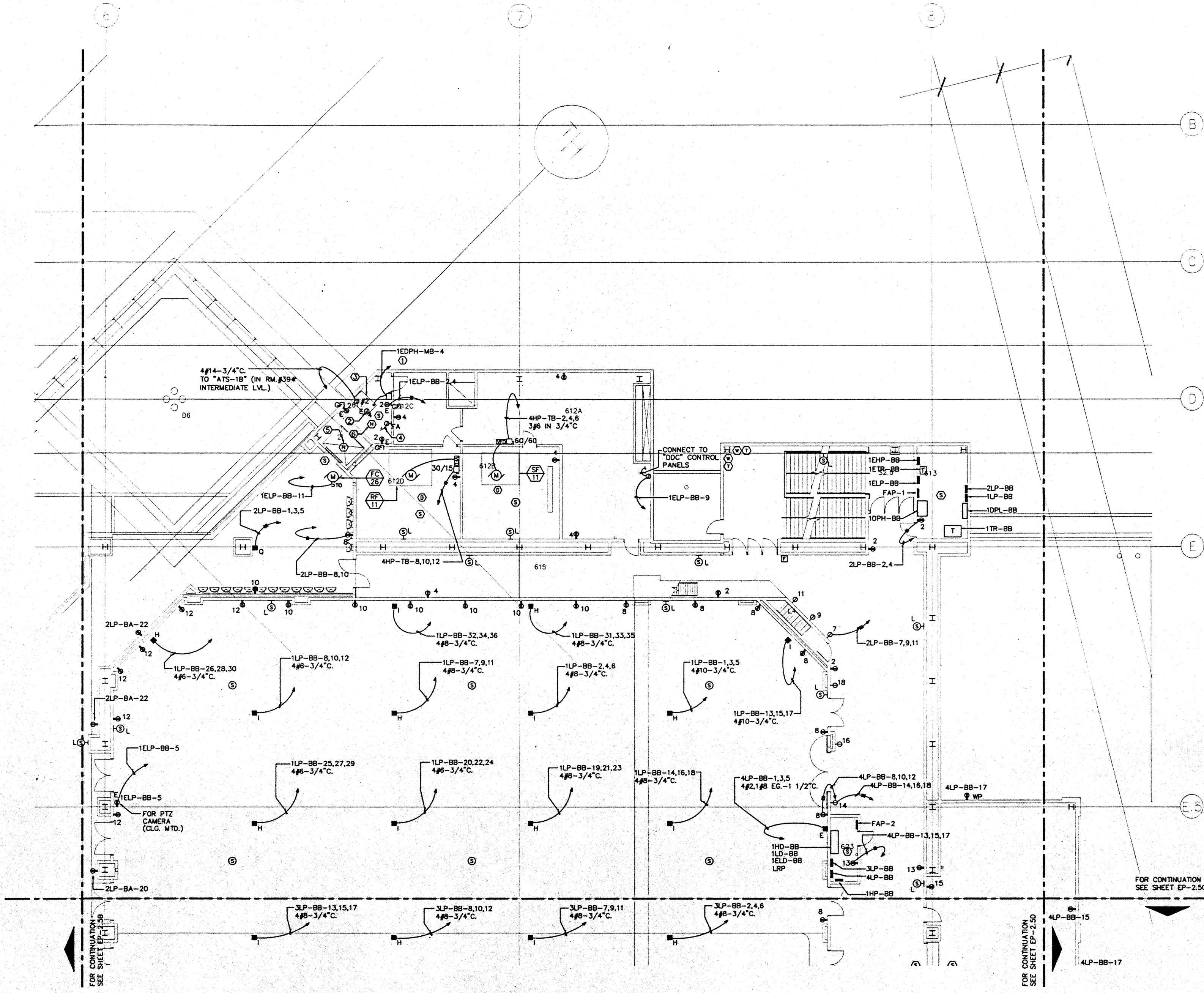
Sheet Title

## BALLROOM LEVEL SECTOR B FLOOR PLAN POWER


Designed	MB/DT/TS/VV
Drawn	MB/DT/TS/VV
Checked	N/A/N
Date	9/15/95
Job No.	95036.029
Sheet No.	

EP-2.5B  
 CAD File: p:\proj\2\ballroom\EP2-5B





- NOTES:**
- ① FOR FEEDER AND CONDUIT SIZE SEE PANEL SCHEDULES.
  - ② EXTEND WIRING FOR CAR LIGHTS & FAN TO ELEVATOR CONTROLLER, MAKE FINAL CONNECTIONS.
  - ③ ELEVATOR CONTROLLER, VERIFY LOCATION, PROVIDE LINE SIDE POWER CONNECTION AS DIRECTED BY ELEVATOR CONTRACTOR.
  - ④ EXTEND 1/2" C CONDUIT TO ELEVATOR CONTROLLER FOR FIRE ALARM SYSTEM CONNECTIONS.
  - ⑤ AT TOP OF ELEV. SHAFT.
  - ⑥ PROVIDE 2#14 IN 1/2" C FROM HEAT DETECTOR TO SHUNT TRIP CB. AT PNL. 1EDPH-MB



# Hawai'i Convention Center

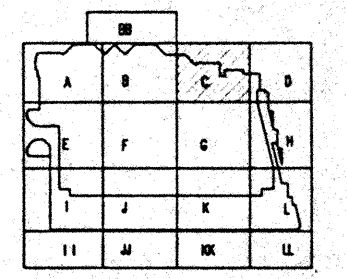

Convention Center Authority  
Honolulu, HI

Wimberly Allison Tong & Goo, Inc.  
Honolulu, HI

In association with  
Loschky Marquardt & Neeshom  
Seattle, WA

NORDIC / PCL  
A Joint Venture  
Honolulu, HI

Consultants  
**Syska & Hennessy**  
ENGINEERS  
1800 West Orange Blvd., Los Angeles, CA 90044  
Telephone (213) 253-8000 Fax (213) 475-7000





**Revisions**

No.	Date	By	Description
12/15/95			FINAL DOCUMENTS
11/7/95			OCTOBER COORDINATION
8/15/95			BUILDING PERMIT SET

**BALLROOM LEVEL  
SECTOR C  
FLOOR PLAN  
POWER**

Designed MB/DT/TS/VV  
Drawn MB/DT/TS/VV  
Checked N/WH  
Date 8/15/95  
Job No. 95036.029  
Sheet No.  
**EP-2.5C**  
CAD File: p:\proj\2\zakup\EP2-5C





# Hawai'i Convention Center

Convention Center Authority  
Honolulu, HI

Winbery Allison Tong & Goo, Inc.  
Honolulu, HI

in association with

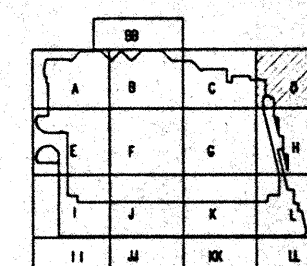

Loachky Marquardt & Nesholm  
Seattle, WA

NORDIC / PCL  
A Joint Venture  
Honolulu, HI

### Consultants

### Syska & Hennessy

ENGINEERS  
1800 West Olympic Blvd., Los Angeles, CA 90064  
Telephone (213) 718-8200 Fax (213) 475-7400



Revisions

No.	Date	By	Description
12/15/95			FINAL DOCUMENTS
10/17/95			OCTOBER COORDINATION
9/15/95			BUILDING PERMIT SET

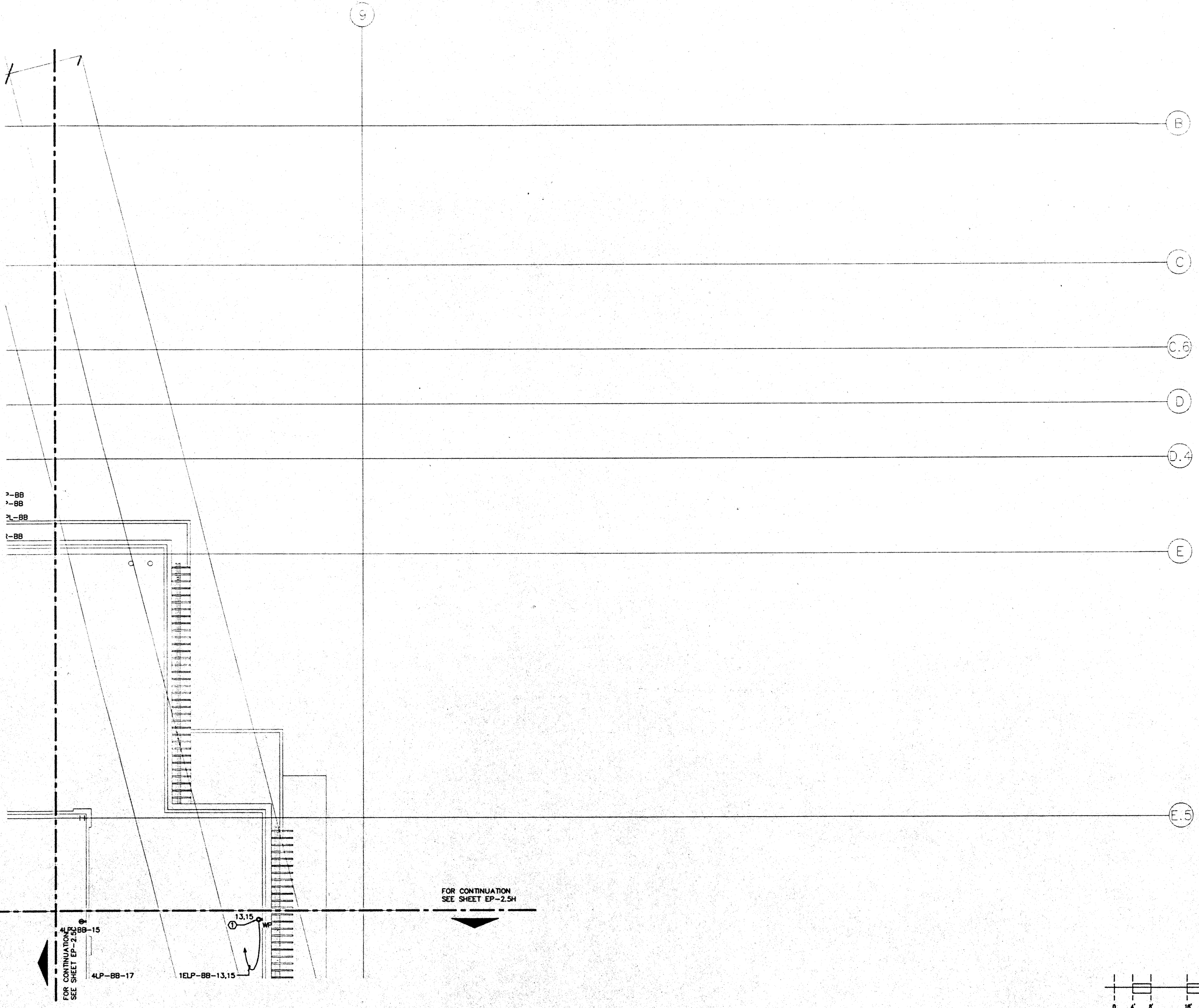
Sheet Title

**BALLROOM LEVEL  
SECTOR D  
FLOOR PLAN  
POWER**

Designed	MB/DT/TS/VV
Drawn	MB/DT/TS/VV
Checked	M/AN
Date	9/15/95
Job No.	90039/023

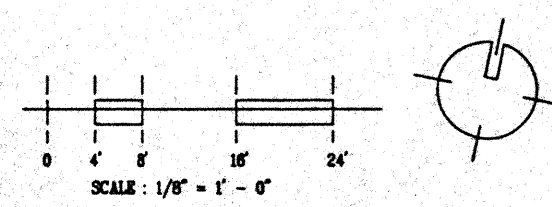
Sheet No. EP-2.5D


CAD File: p:\proj\2\elec\EP2-5D



FOR CONTINUATION  
SEE SHEET EP-2.5H

FOR CONTINUATION  
SEE SHEET EP-2.5C





# Hawaii Convention Center

Convention Center Authority  
Honolulu, HI


Wimberly Allison Tong & Goo, Inc.  
Honolulu, HI

In association with  
Loschky Marquardt & Nesholm  
Seattle, WA

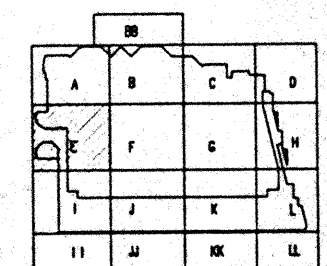
NORDIC / PCL  
A Joint Venture  
Honolulu, HI

### Consultants

**Syska & Hennessy**  
ENGINEERS  
1900 West Olympic Blvd., Los Angeles, CA 90004  
Telephone (213) 212-2222 Fax (213) 479-7422



LUDVIK  
ELECTRIC  
7500 S. MICHIGAN  
ENGLEWOOD, COLORADO  
80150  
(303) 751-5401



### Revisions

No.	Date	By	Description
12/15/95			FINAL DOCUMENTS
10/17/95			OCTOBER COORDINATION
9/15/95			BUILDING PERMIT SET

### Sheet Title

**BALLROOM LEVEL  
SECTOR E  
FLOOR PLAN  
POWER**

Designed	MB/OT/TB/VV
Drawn	MB/OT/TB/VV
Checked	N/NH
Date	9/15/95
Job No.	9308.02.9

### Sheet No.

**EP-2.5E**

CAD File: p:\h\2\elec\ep2-5e

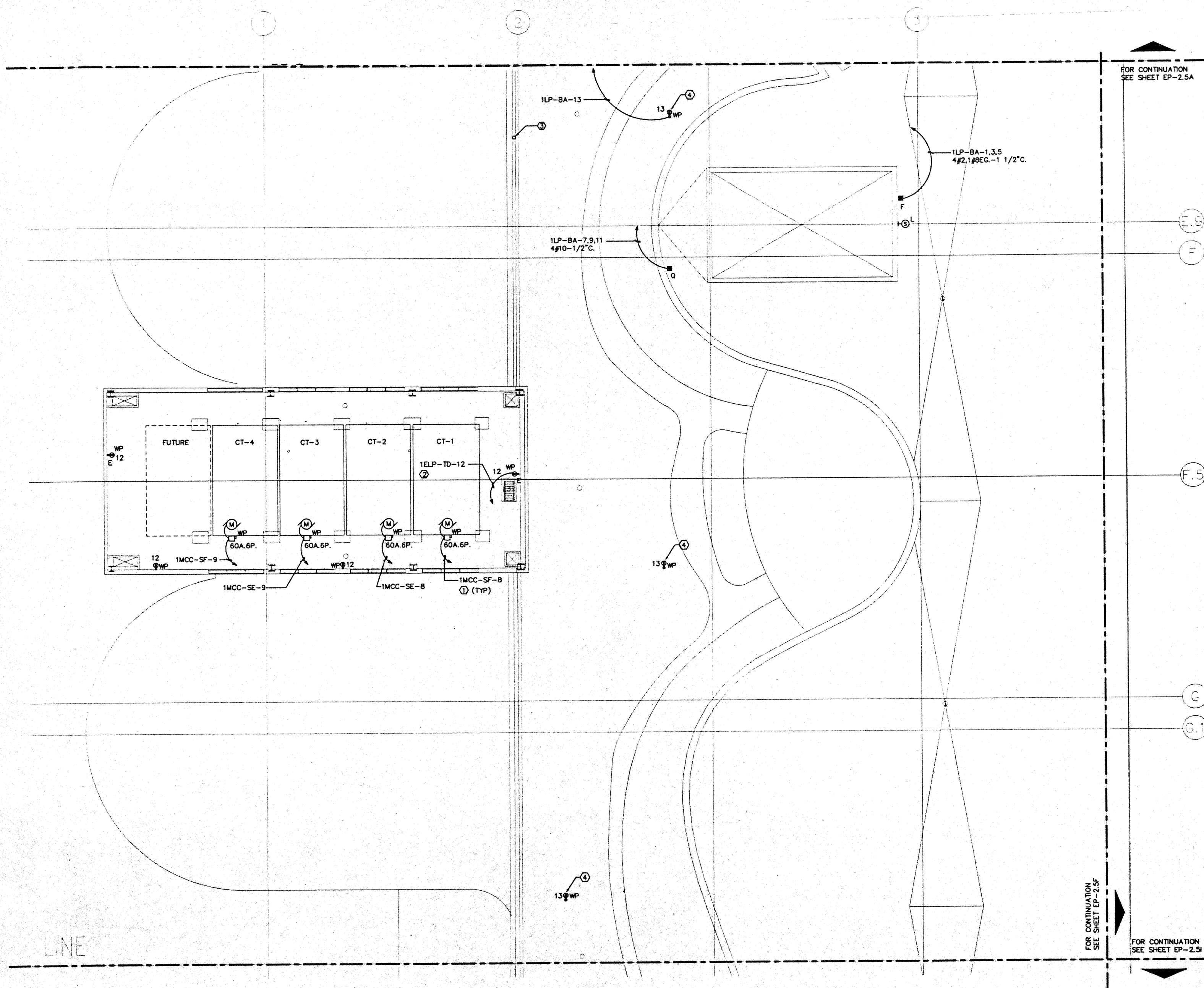
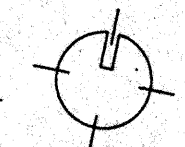
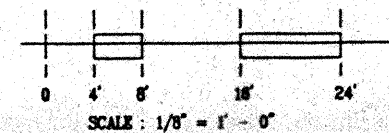
### NOTES:

- ① FOR FEEDER AND CONDUIT SIZE SEE PANEL SCHEDULES. FOR LOCATION OF 1MCC-SF & 1MCC-SF SEE DWG. EP-2.4E.
- ② FOR LOCATION OF PANEL 1ELP-TD SEE DWG. EP-2.4E.
- ③ 1 1/2" C. STUB-UP FROM MEETING ROOM LEVEL .CAP CONDUIT AND WATER PROOF OPENING FOR FUTURE ANTENNA INSTALLATION.
- ④ REFER TO LANDSCAPE DWGS. FOR EXACT LOCATION & MOUNTING HEIGHT OF OUTLETS IN PLANTER AREAS.

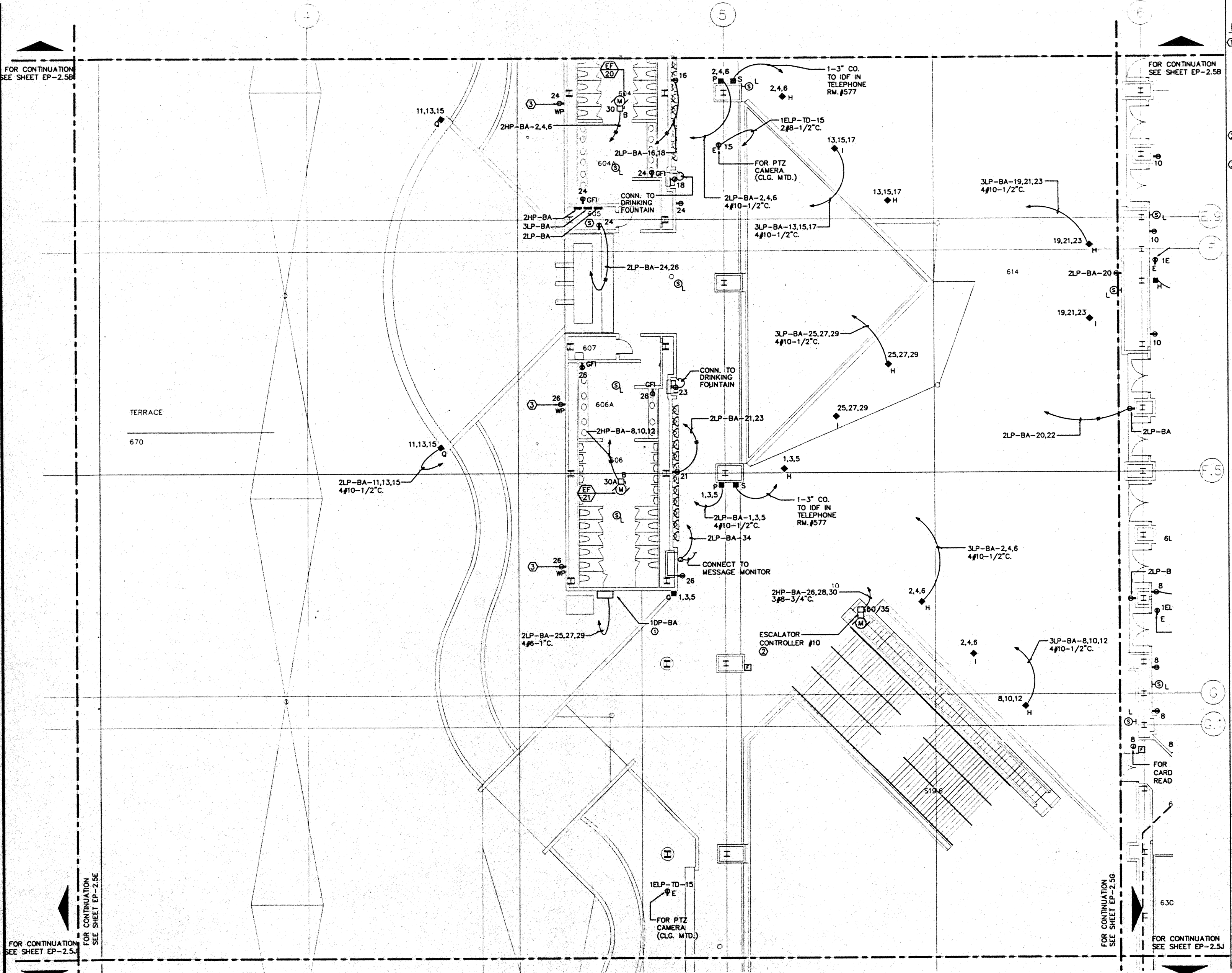
FOR CONTINUATION  
SEE SHEET EP-2.5A

FOR CONTINUATION  
SEE SHEET EP-2.5F

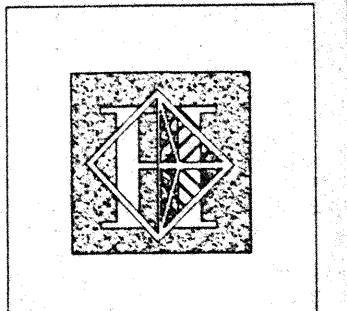
FOR CONTINUATION  
SEE SHEET EP-2.5I



LINE



- NOTES:**
- ① "1DP-BA" WITH STARTER, DISCONNECTS, ETC. WIRING & CONNECTIONS TO ELECTRICAL EQUIPMENT IN PUMP ROOM SHALL BE PROVIDED BY "WATER FEATURE CONTRACTOR". "ELECTRICAL CONTRACTOR IS TO PROVIDE LINE SIDE SINGLE POINT OF CONNECTION ONLY".
  - ② ESCALATOR CONTROLLER CAB. FURNISHED UNDER DIV. 14.
  - ③ REFER TO LANDSCAPE DWGS. FOR EXACT LOCATION & MOUNTING HEIGHT OF OUTLETS IN PLANTER AREAS.



# Hawai'i Convention Center

Convention Center Authority  
Honolulu, HI

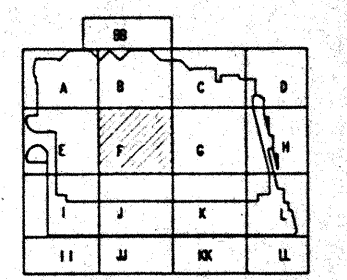

Wimberly Allison Tong & Goo, Inc.  
Honolulu, HI  
In association with  
Loschky Marquardt & Nesholm  
Seattle, WA

NORDIC / PCL  
A Joint Venture  
Honolulu, HI

Consultants

**Syska & Hennessy**  
ENGINEERS

7000 West Olympic Blvd., Los Angeles, CA 90048  
Telephone: (213) 978-0900 Fax: (213) 478-7000



Revisions

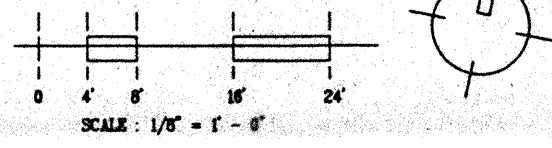
No.	Date	Description

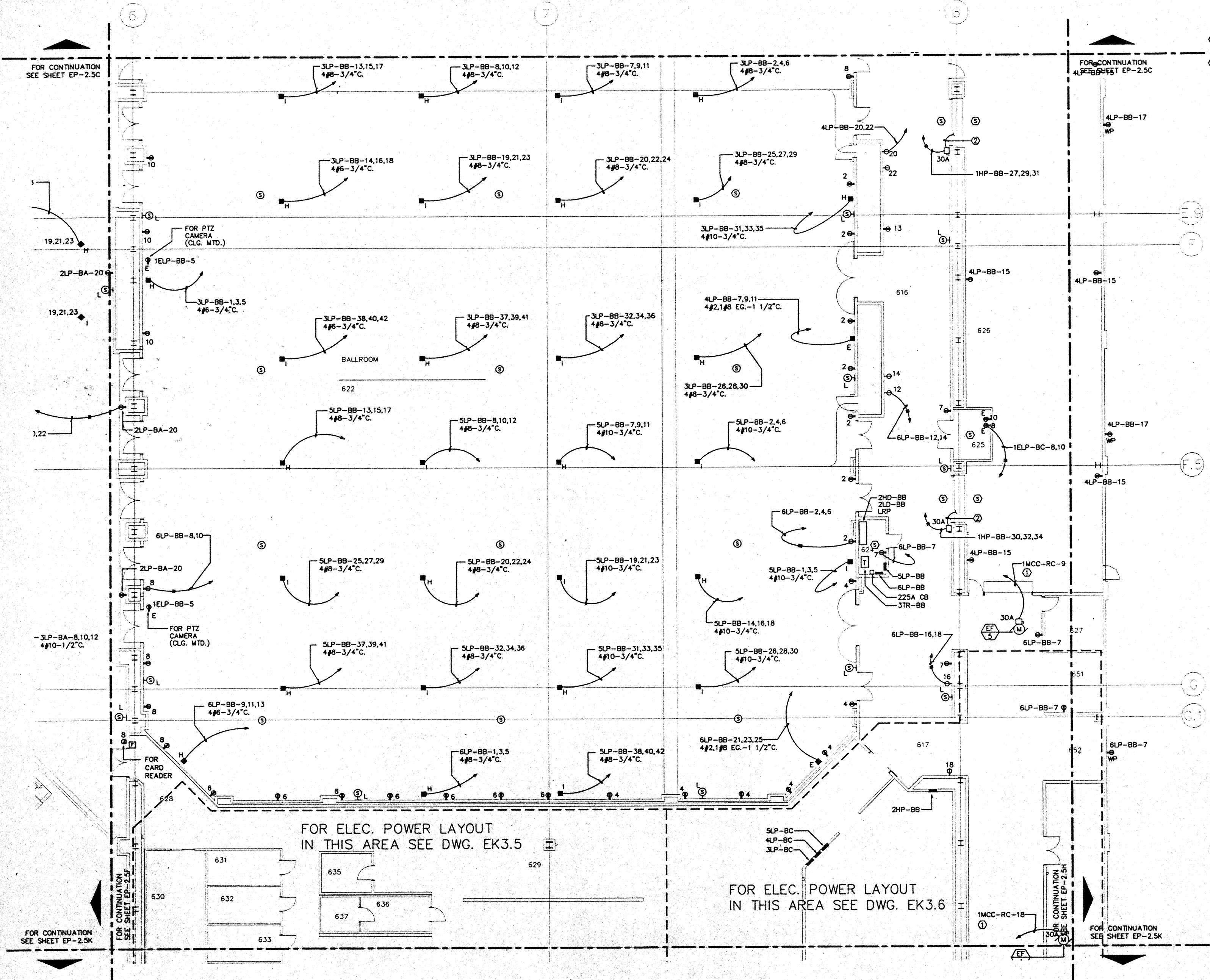
**BALLROOM LEVEL  
SECTOR F  
FLOOR PLAN  
POWER**

Designed	MEM/TB/VV
Drawn	MEM/TB/VV
Checked	NAN
Date	9/18/95
Job No.	9509B.023
Sheet No.	

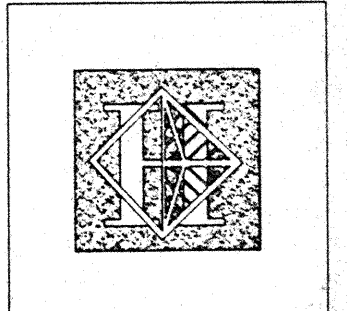
EP-2.5F

CAD File: c:\p\h\2\elec\ep2-5f





NOTES:  
 ① FOR FEEDER AND CONDUIT SIZE SEE "MCC" SCHEDULES.  
 ② CONNECT TO DOOR CONTROL PANEL.



# Hawai'i Convention Center

Convention Center Authority  
 Honolulu, HI

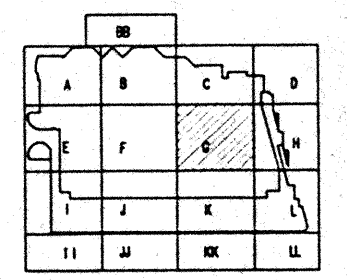

Wimberly Allison Tong & Goo, Inc.  
 Honolulu, HI  
 in association with  
 Loschky Marquardt & Neshom  
 Seattle, WA

NORDIC / PCL  
 A Joint Venture  
 Honolulu, HI

Consultants

**Syska & Hennessy**  
 ENGINEERS

1900 West Olympic Blvd., Los Angeles, CA 90004  
 Telephone: (213) 318-2500 Fax: (213) 475-7466



Revisions

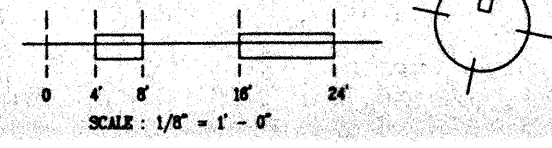
Date	Description
12/15/95	FINAL DOCUMENTS
10/17/95	OCTOBER COORDINATION
9/15/95	BUILDING PERMIT SET

Sheet Title

## BALLROOM LEVEL SECTOR G FLOOR PLAN POWER

Designed: MB/DT/TS/VV  
 Drawn: MB/DT/TS/VV  
 Checked: N/BN  
 Date: 9/15/95  
 Job No.: 93036.029  
 Sheet No.:


EP-2.5G  
 CAD File: p:\proj\hawaii\ep2-5g











# Hawai'i Convention Center

Convention Center Authority  
Honolulu, HI

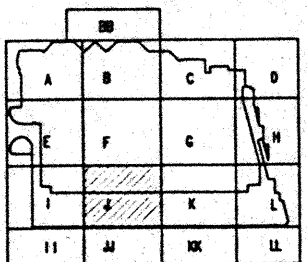

Winberly Allison Tong & Goo, Inc.  
Honolulu, HI

In association with  
Loschky Marquardt & Neeshom  
Seattle, WA

NORDIC / PCL  
A Joint Venture  
Honolulu, HI

Consultants

**Syska & Hennessy**  
ENGINEERS  
1800 West Chicago Street, Los Angeles, CA 90024  
Telephone: (213) 612-8200 Fax: (213) 475-7400



### Revisions

No.	Date	By	Description
1	12/15/95		FINAL DOCUMENTS
2	11/17/95		OCTOBER COORDINATION
3	11/15/95		BUILDING PERMIT SET

### Sheet Title

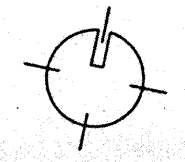
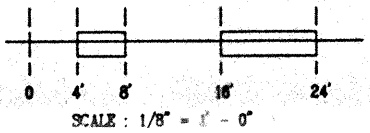
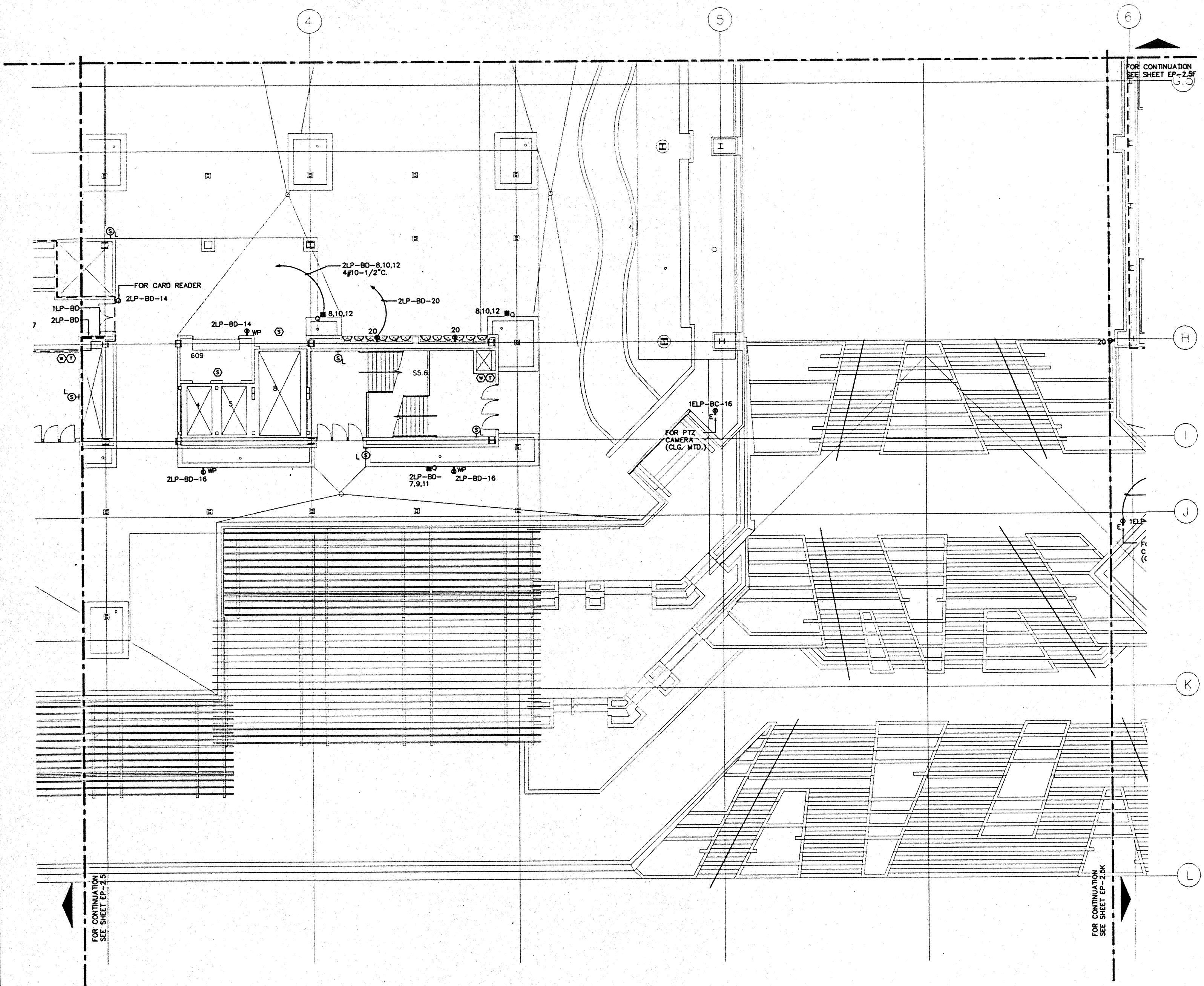
**BALLROOM LEVEL  
SECTOR J  
FLOOR PLAN  
POWER**

Designed	MB/OT/TS/VV
Drawn	MB/OT/TS/VV
Checked	N/PH
Date	9/15/95
Job No.	95058029

### Sheet No.

**EP-2.5J**

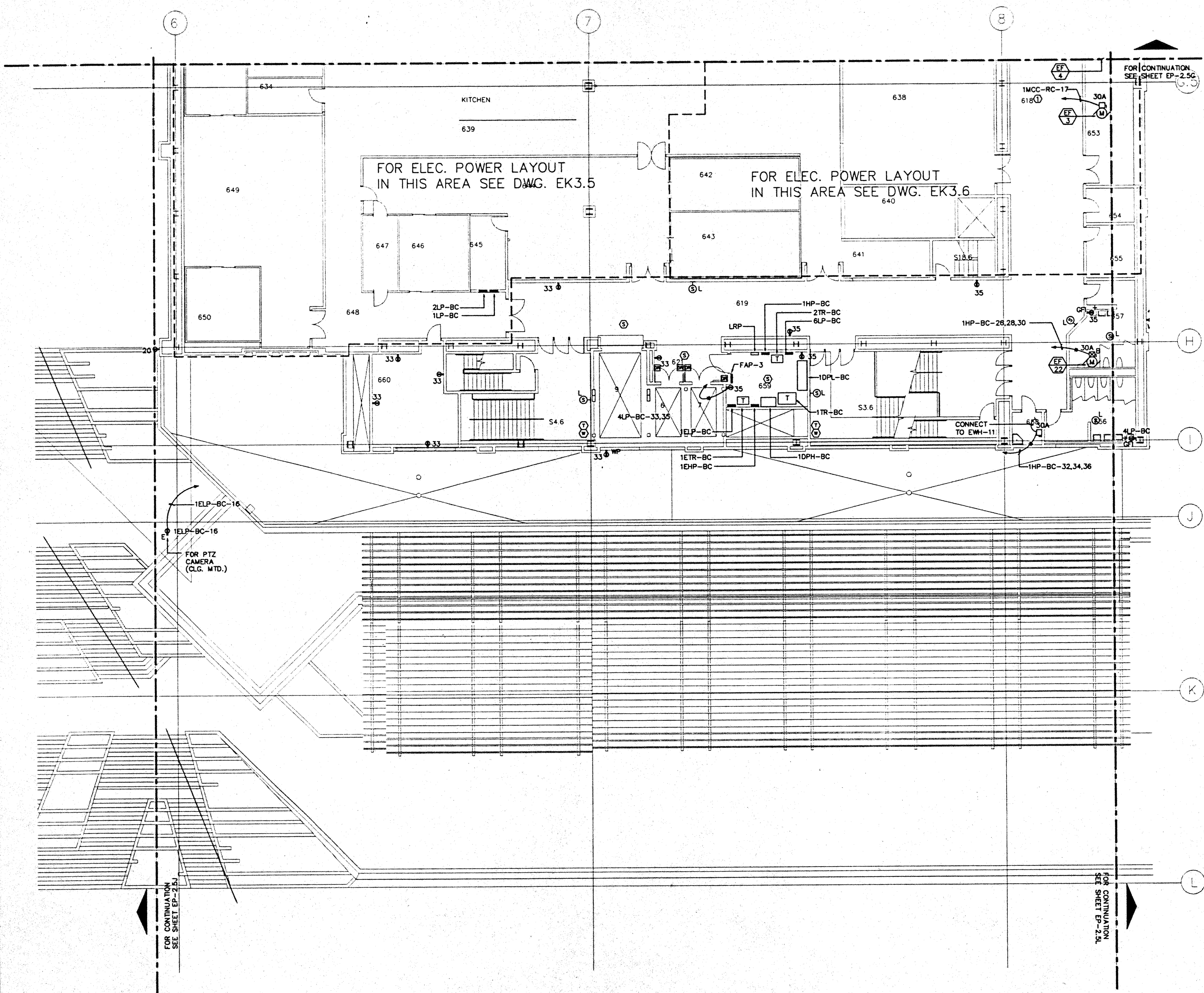
CAD File: pcr\hrc2\elec\EP2-5J



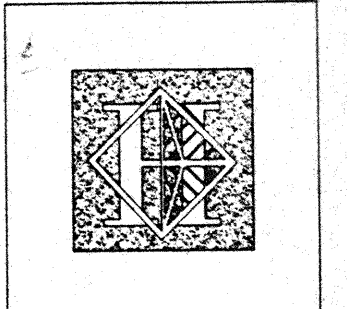
FOR CONTINUATION  
SEE SHEET EP-2.5

FOR CONTINUATION  
SEE SHEET EP-2.5K

FOR CONTINUATION  
SEE SHEET EP-2.5F



NOTES:  
 ① FOR FEEDER AND CONDUIT SIZE SEE PANEL SCHEDULES.



# Hawai'i Convention Center

Convention Center Authority  
 Honolulu, HI

Wimberly Allison Tong & Goo, Inc.  
 Honolulu, HI

In association with

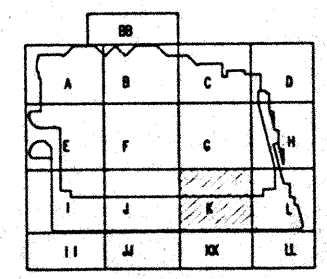

Loschky Marquardt & Nesholm  
 Seattle, WA

NORDIC / PCL

A Joint Venture  
 Honolulu, HI

Consultants

**Syska & Hennessy**  
**ENGINEERS**  
 1500 West Olympic Blvd., Los Angeles, CA 90004  
 Telephone: (213) 620-0000 Fax: (213) 670-7400

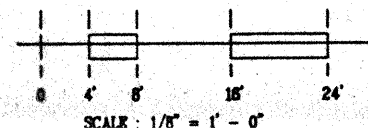



Revisions

No.	Date	By	Description
12/15/95			FINAL DOCUMENTS
10/17/95			OCTOBER COORDINATION
9/15/95			BUILDING PERMIT SET

Sheet Title  
**BALLROOM LEVEL  
 SECTOR K  
 FLOOR PLAN  
 POWER**

Designed	MB/DT/TS/VV
Drawn	MB/DT/TS/VV
Checked	M/AN
Date	9/15/95
Job No.	93038.02.9
Sheet No.	EP-2.5K





# Hawai'i Convention Center

Convention Center Authority  
Honolulu, HI

Wimberly Allison Tong & Goo, Inc.  
Honolulu, HI

In association with

Loechky Marquardt & Nesholm  
Seattle, WA

NORDIC / PCL  
A Joint Venture  
Honolulu, HI

Consultants

## Syska & Hennessy

ENGINEERS

1900 West Fourth Street, Los Angeles, CA 90064

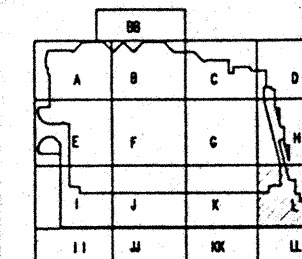
Telephone: (818) 218-0800 Fax: (818) 475-7400



*Michael McCleery*  
10/15/95



7300 S. INCHON  
BOLLEVOD, COLORADO  
80504  
(303) 751-5400



Revisions

No.	Date	By	Description
12/15/95			FINAL DOCUMENTS
10/17/95			OCTOBER COORDINATION
9/15/95			BUILDING PERMIT SET

Sheet Title

BALLROOM LEVEL  
SECTOR L  
FLOOR PLAN  
POWER

Designed MB/DT/TS/VV

Drawn MB/DT/TS/VV

Checked N/A/N

Date 9/15/95

Job No. 93036.02.9

Sheet No.

EP-2.5L

CAD File: p:\ep2\ballroom\EP2-5L

FOR CONTINUATION  
SEE SHEET EP-2.5H

G.5

H


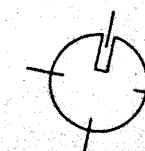
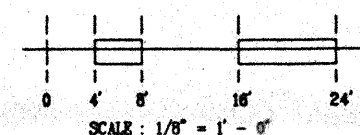
I


J

K

L

FOR CONTINUATION  
SEE SHEET EP-2.5K





# Hawai'i Convention Center

Convention Center Authority  
Honolulu, HI

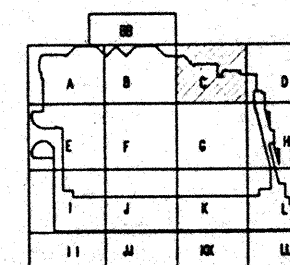

Wimberly Allison Tong & Goo, Inc.  
Honolulu, HI

In association with  
Loschky Marquardt & Neeshom  
Seattle, WA

NORDIC / PCL  
A Joint Venture  
Honolulu, HI

Consultants

**Syska & Hennessy**  
**ENGINEERS**  
1928 Street Chicago Blvd., Los Angeles, CA 90064  
Telephone: (213) 512-0200 Fax: (213) 475-7300



### Revisions

No.	Date	By	Description
1	12/15/95		FINAL DOCUMENTS
2	10/17/95		OCTOBER COORDINATION
3	9/15/95		BUILDING PERMIT SET

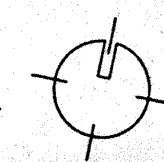
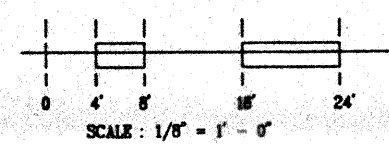
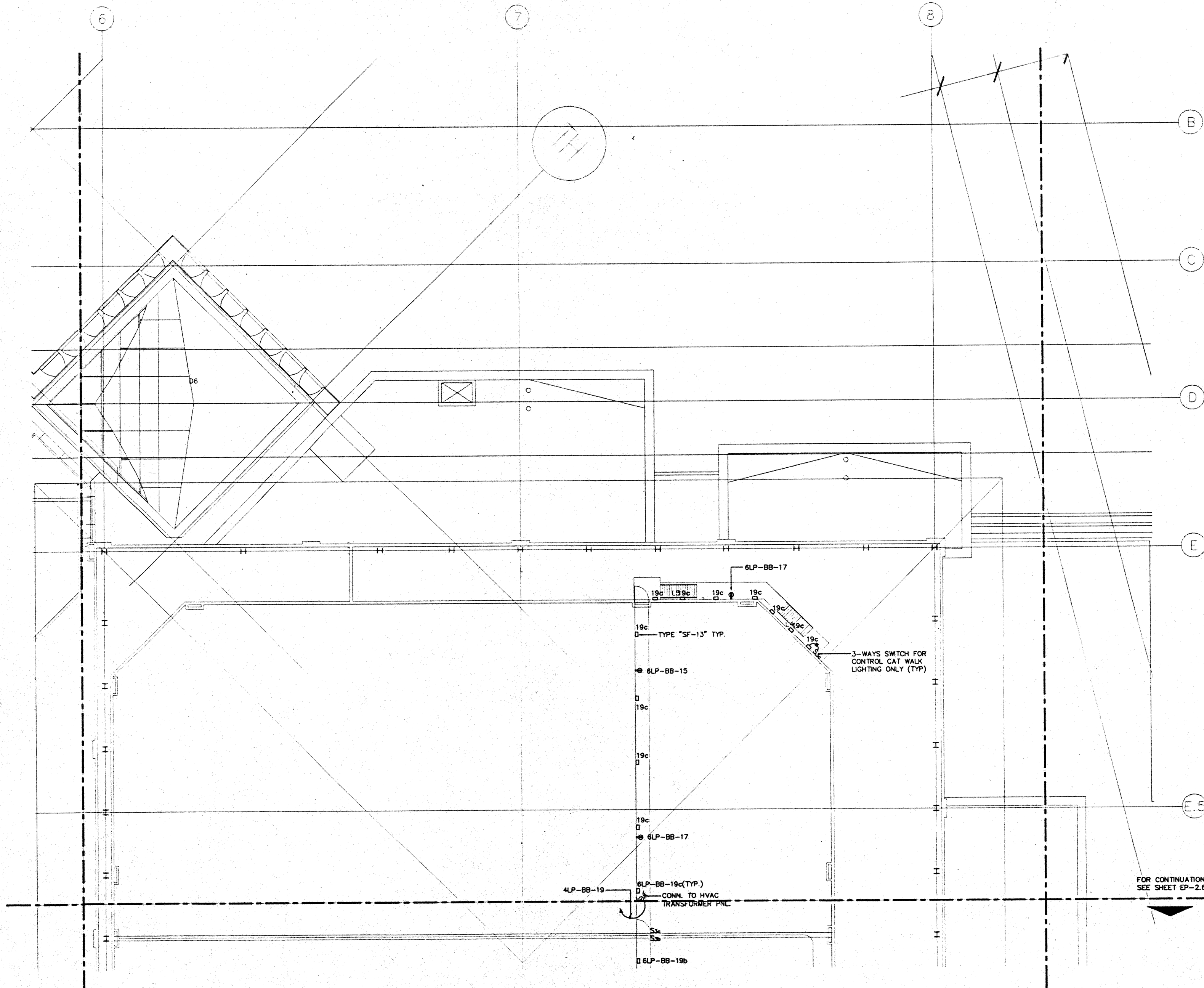
Sheet Title

PENTHOUSE LEVEL  
SECTOR C  
FLOOR PLAN  
POWER

Designed	MB/DT/TS/VV
Drawn	MB/DT/TS/VV
Checked	W/AN
Date	9/15/95
Job No.	93038.029
Sheet No.	

EP-2.6C

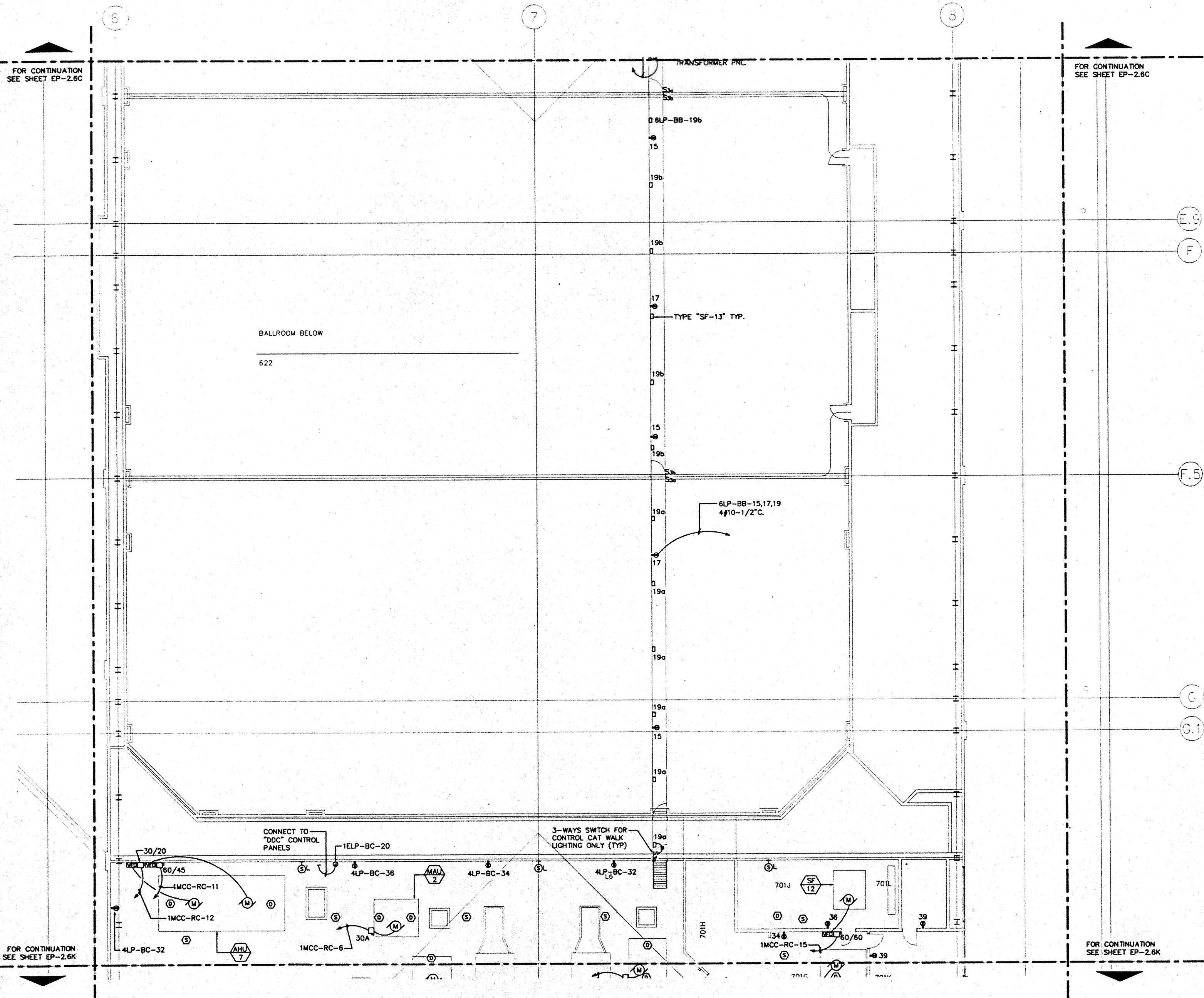
CAD File: p:\proj\2\ep2-6c



NOTES:  
 ① FOR FEEDER AND CONDUIT  
 SIZE SEE MCC SCHEDULES.

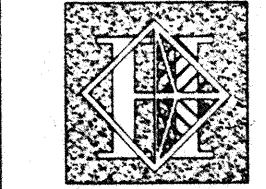
FOR CONTINUATION  
 SEE SHEET EP-2.6C

FOR CONTINUATION  
 SEE SHEET EP-2.6C



FOR CONTINUATION  
 SEE SHEET EP-2.6K

FOR CONTINUATION  
 SEE SHEET EP-2.6K



# Hawai'i Convention Center

Convention Center Authority  
 Honolulu, HI

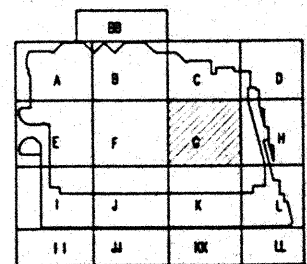
Winberry Allison Tong & Goo, Inc.  
 Honolulu, HI

in association with  
 Loschky Marquardt & Nesholm  
 Seattle, WA

NORDIC / PCL  
 A Joint Venture  
 Honolulu, HI

Consultants

**Syska & Hennessy**  
 ENGINEERS  
 1933 West Olympic Blvd., Los Angeles, CA 90064  
 Telephone (213) 213-0200 Fax (213) 470-7500



Revisions

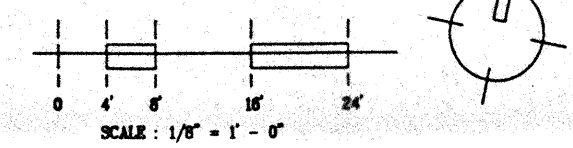
No.	Date	By	Description
12/15/95			FINAL DOCUMENTS
10/17/95			OCTOBER COORDINATION
9/15/95			BUILDING PERMIT SET


Sheet Title  
**PENTHOUSE LEVEL  
 SECTOR G  
 FLOOR PLAN  
 POWER**

Designed	MB/TT/AVV
Drawn	MB/TT/AVV
Checked	N/AV
Date	9/15/95
Job No.	93036.02.9
Sheet No.	

EP-2.6G

CAD File: p:\p\h\2\ep\ep2-6g





**Hawai'i  
Convention  
Center**

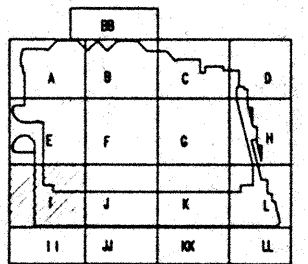

Convention Center Authority  
Honolulu, HI

Wimberly Allison Tong & Goo, Inc.  
Honolulu, HI  
in association with  
Loschky Marquardt & Nesholm  
Seattle, WA

NORDIC / PCL  
A Joint Venture  
Honolulu, HI

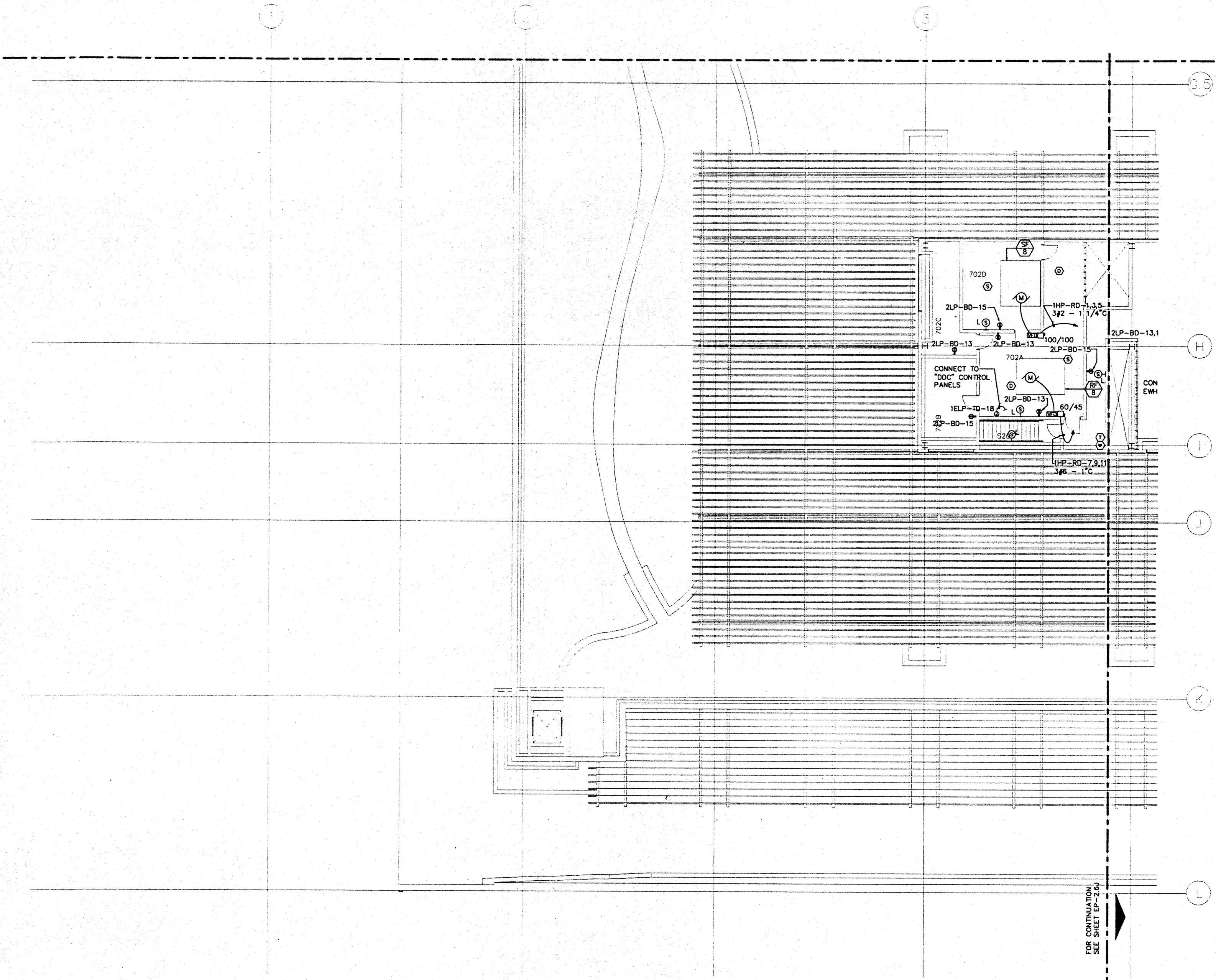
Consultants

**Syska & Hennessy**  
ENGINEERS  
1850 West Olympic Blvd., Los Angeles, CA 90004  
Telephone: (213) 218-0888 Fax: (213) 475-7466

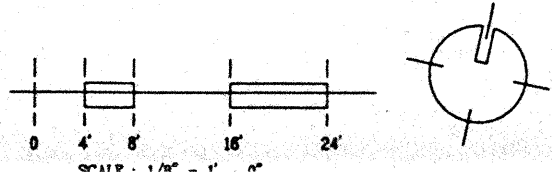


Revisions			
No.	Date	By	Description


Sheet Title	
PENTHOUSE LEVEL SECTOR I FLOOR PLAN POWER	
Designed	MB/DT/TS/VV
Drawn	MB/DT/TS/VV
Checked	N/AN
Date	9/15/95
Job No.	63036.023
Sheet No.	EP-2.61



FOR CONTINUATION  
SEE SHEET EP-2.61







# Hawaii Convention Center

Convention Center Authority  
Honolulu, HI

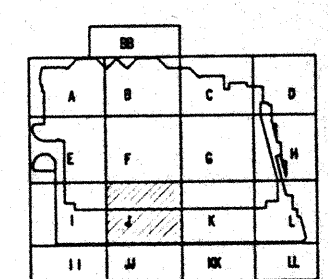

Wimberly Allison Tong & Goo, Inc.  
Honolulu, HI

in association with  
Loechky Marquardt & Nesholm  
Seattle, WA

NORDIC / PCL  
A Joint Venture  
Honolulu, HI

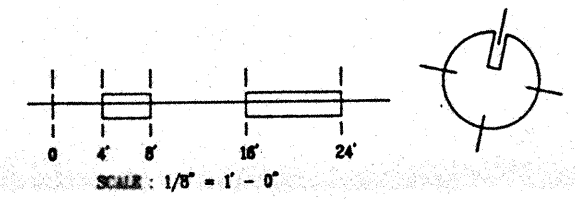
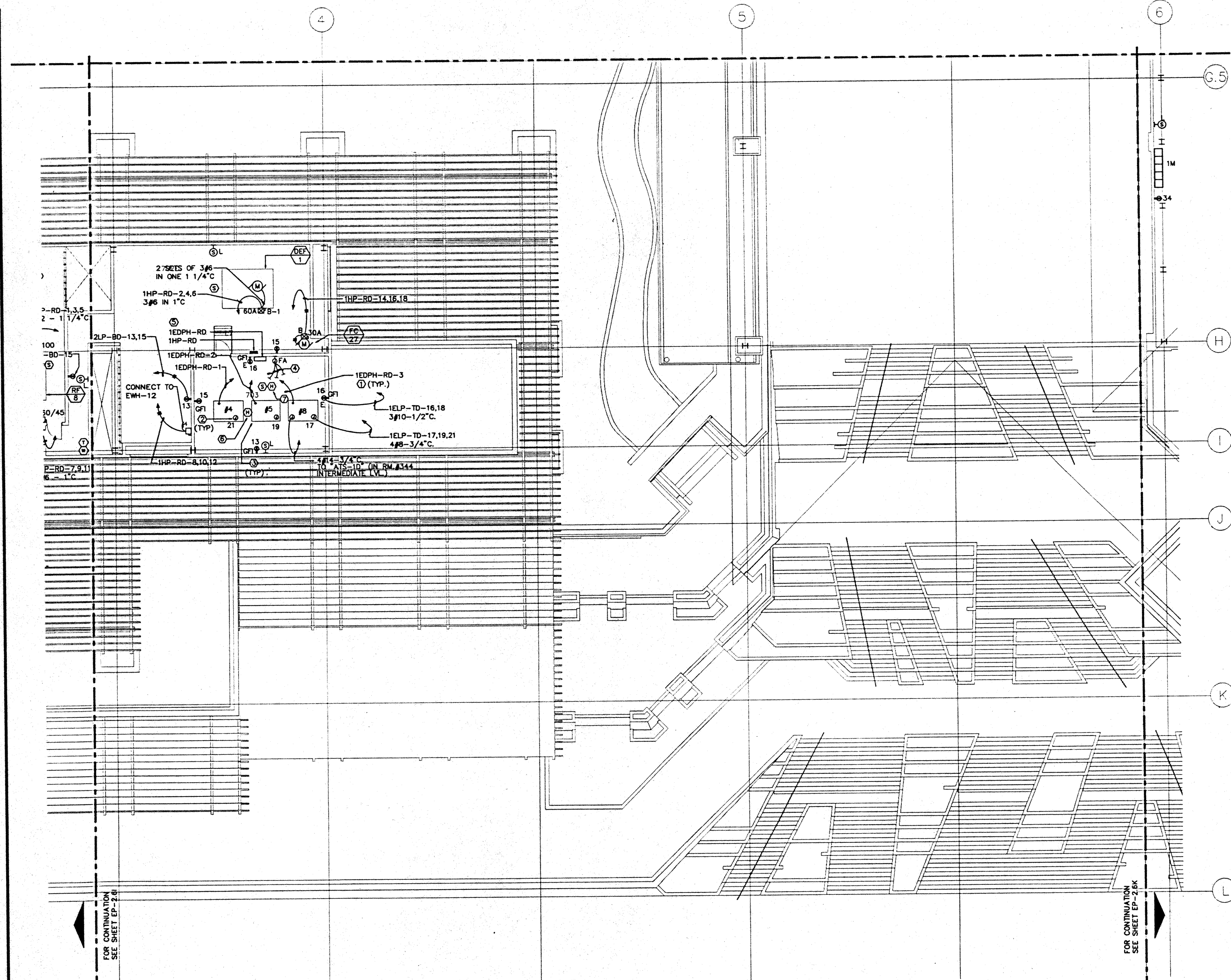
Consultants

Syska & Hennessy  
**ENGINEERS**  
1900 West Olympic Blvd., Los Angeles, CA 90006  
Telephone (310) 206-0000 Fax (310) 478-7000



### NOTES:

- ① FOR FEEDER AND CONDUIT SIZE SEE PANEL SCHEDULES.
- ② EXTEND WIRING FOR CAR LIGHTS & FAN TO ELEVATOR CONTROLLER. MAKE FINAL CONNECTIONS.
- ③ ELEVATOR CONTROLLER. VERIFY LOCATION. PROVIDE LINE SIDE POWER CONNECTION AS DIRECTED BY ELEVATOR CONTRACTOR.
- ④ EXTEND 1/2" CONDUIT TO ELEVATOR CONTROLLER FOR FIRE ALARM SYSTEM CONNECTIONS.
- ⑤ SEE ONE LINE DIAGRAM ON DWG. E5.5
- ⑥ AT TOP OF ELEV. SHAFT.
- ⑦ PROVIDE 2#14 IN 1/2" CONDUIT FROM HEAT DETECTOR TO SHUNT TRIP CB. AT PNL "1EDPH-MD"



FOR CONTINUATION  
SEE SHEET EP-2.6I

FOR CONTINUATION  
SEE SHEET EP-2.6K

Revisions

No.	Date	By	Description
12/15/95			FINAL DOCUMENTS
10/17/95			OCTOBER COORDINATION
9/15/95			BUILDING PERMIT SET

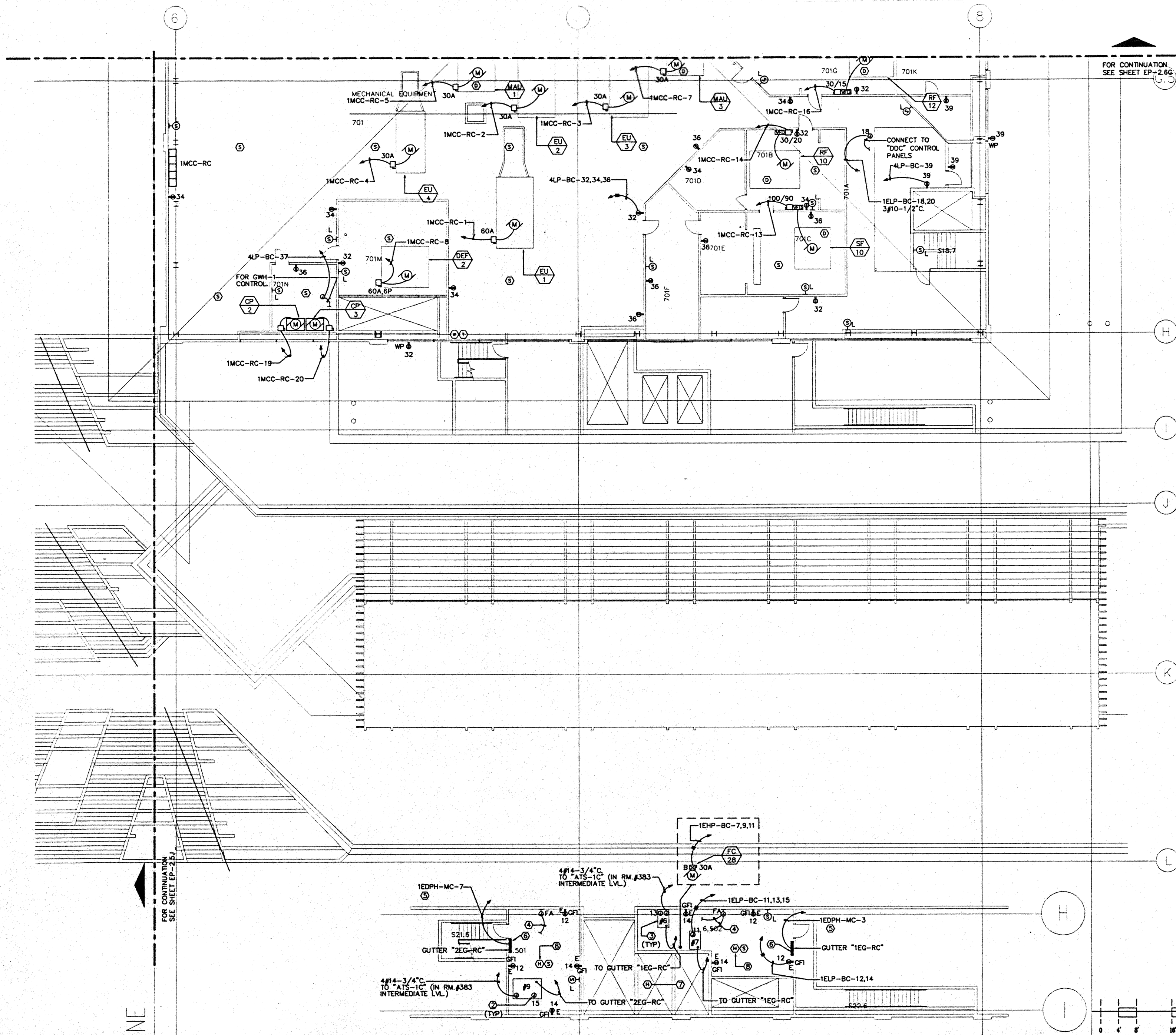
Sheet Title

### PENTHOUSE LEVEL SECTOR J FLOOR PLAN POWER

Designed	MB/DT/TS/VV
Drawn	MB/DT/TS/VV
Checked	I/R/N
Date	9/15/95
Job No.	88038.029
Sheet No.	

EP-2.6J

CAD File: p:\p\2\2\95\EP2-6J




**NOTES:**

- ① FOR FEEDER AND CONDUIT SIZE SEE MCC SCHEDULES.
- ② EXTEND WIRING FOR CAR LIGHTS & FAN TO ELEVATOR CONTROLLER, MAKE FINAL CONNECTIONS.
- ③ ELEVATOR CONTROLLER, VERIFY LOCATION, PROVIDE LINE SIDE POWER CONNECTION AS DIRECTED BY ELEVATOR CONTRACTOR.
- ④ EXTEND 1/2" C CONDUIT TO ELEVATOR CONTROLLER FOR FIRE ALARM SYSTEM CONNECTIONS.
- ⑤ FOR FEEDER AND CONDUIT SIZE SEE PANEL SCHEDULES.
- ⑥ SEE ONE LINE DIAGRAM ON DWG. E5.4
- ⑦ AT TOP OF ELEV. SHAFT.
- ⑧ PROVIDE 2#14 IN 1/2" C. FROM HEAT DETECTOR TO SHUNT TRIP CB. AT PNL "1EDPH-MC"

FOR CONTINUATION  
SEE SHEET EP-2.6C

FOR CONTINUATION  
SEE SHEET EP-2.6J



# Hawai'i Convention Center

Convention Center Authority  
Honolulu, HI


Wimberly Allison Tong & Goo, Inc.  
Honolulu, HI

In association with  
Lochky Marquardt & Neshom  
Seattle, WA

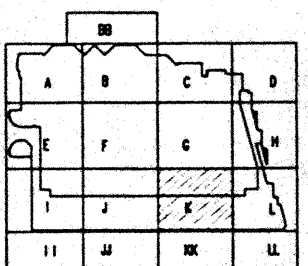
NORDIC / PCL  
A Joint Venture  
Honolulu, HI

**Consultants**

**Syska & Hennessy**  
ENGINEERS  
1800 West Olympic Blvd., Los Angeles, CA 90004  
Telephone: 310-470-0000 Fax: 310-470-7000



LUDVIK ELECTRIC  
7500 S. SHORELINE  
EAGLEWOOD, COLORADO 80122  
(303) 751-5600



**Revisions**

No.	Date	By	Description
12/15/95			FINAL DOCUMENTS
10/17/95			OCTOBER COORDINATION
9/15/95			BUILDING PERMIT SET

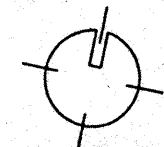
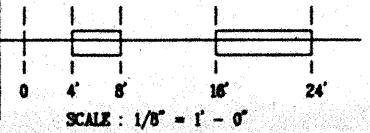
**Sheet Title**


**PENTHOUSE LEVEL  
SECTOR K  
FLOOR PLAN  
POWER**

Designed	MBDT/TS/VV
Drawn	MBDT/TS/VV
Checked	W/AN
Date	9/15/95
Job No.	93038.029
Sheet No.	

**EP-2.6K**

CAD File: s:\mccleskey\EP2-6K





# Hawai'i Convention Center

Convention Center Authority  
Honolulu, HI

Wimberly Allison Tong & Goo, Inc.  
Honolulu, HI

In association with

Loschky Marquardt & Neshom  
Seattle, WA

NORDIC / PCL  
A Joint Venture  
Honolulu, HI

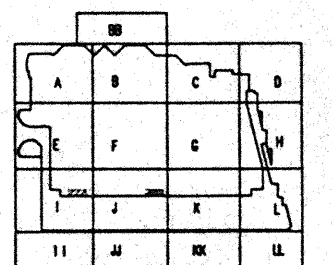
Consultants

## Syska & Hennessy

ENGINEERS  
1600 West Olympic Blvd., Los Angeles, CA 90004  
Telephone: (213) 216-0000 Fax: (213) 478-7800



7500 S. INDIAN HILL  
ENGLEWOOD COLORADO  
80150  
(303) 761-3600



### Revisions

No.	Date	By	Description
1	12/15/95		FINAL DOCUMENTS
2	10/17/95		OCTOBER COORDINATION
3	8/15/95		BUILDING PERMIT SET

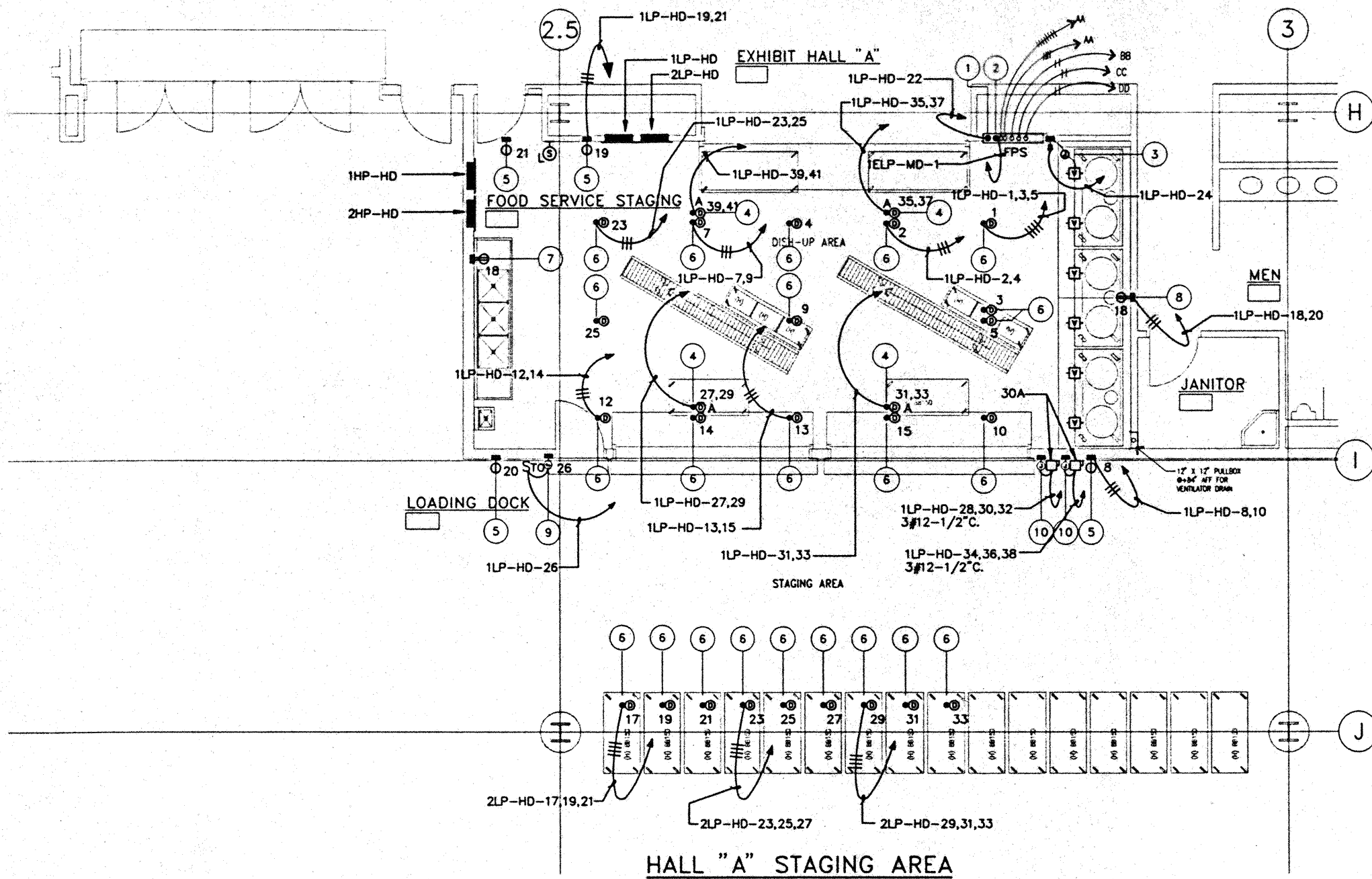
### Sheet Title

EXHIBIT HALL LEVEL  
STAGING AREAS 'A'  
AND 'B'  
ENLARGED PLAN  
POWER

Designed	MBOT/TS/VV
Drawn	MBOT/TS/VV
Checked	N/A/N
Date	8/15/95
Job No.	93038.023
Sheet No.	

EK3.1

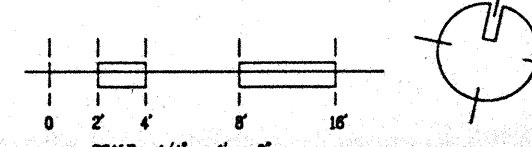
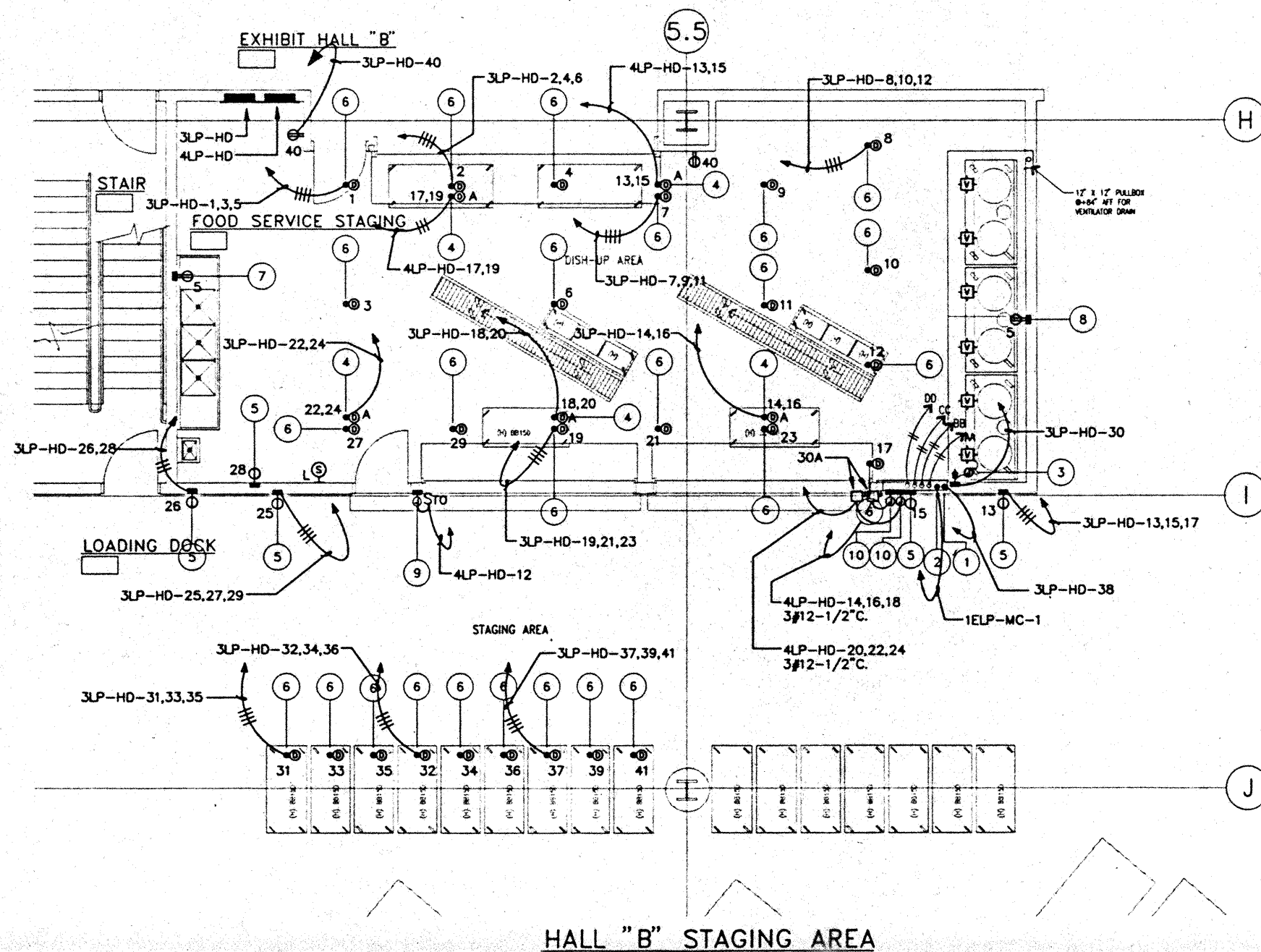
CAD File: p:\proj\ec2\elec\EBK3.TEX




NO.	POWER	VOLTS	PH.	LOC'N	HT.	CONNECT TO	ITEM	REMARKS
1	20.0 AMP CIRCUIT	120	1	WALL	+ 8'	VENT. CONTROL PANEL	1.008	24 HOUR CIRCUIT
2	20.0 AMPS CIRCUIT	120	1	WALL	+ 8'	FIRE SUPPRESSION SYSTEM	1.007	24 HOUR CIRCUIT
3	900 W	120	1	CELD'G	STUB ON	VENTILATOR LIGHTS	1.006	WIRE THRU SWITCH
4	2.7 KW	208	1	CELD'G	+ 7'	HOT FOOD TABLE		DROP CORD
5	13.0 AMPS	120	1	WALL	+ 4'	HEATED CART		DROP CORD
6	13.0 AMPS	120	1	CELD'G	+ 7'	HEATED CART		DROP CORD
7	7.2 AMPS	120	1	WALL	+ 4'	CONVENIENCE RECEPT.		
8	7.2 AMPS	120	1	WALL	+ 18'	CONVENIENCE RECEPT.		
9	1/2 HP	120	1	WALL	+ 8'	FLY FAN	1.015	
10	3 HP	208	3	WALL	+ 8'	FLY FAN	1.013	SEE NOTE 17

### ELECTRICAL SYMBOLS

- ⊙ DROP CORD
- ⊙ JUNCTION BOX AT WALL
- ⊙ JUNCTION BOX ABOVE FLOOR
- ⊙ JUNCTION BOX AT CEILING
- ⊙ WATERPROOF CONDUIT STUB
- ⊙ JUNCTION BOX INSTALLED IN EQUIPMENT
- ⊙ DUPLEX CONVENIENCE OUTLET
- ⊙ DUPLEX CONVENIENCE OUTLET (FURNISHED WITH EQUIPMENT)
- ⊙ SINGLE PURPOSE POWER OUTLET
- ⊙ SINGLE PURPOSE POWER OUTLET (FURNISHED WITH EQUIPMENT)
- ⊙ FLEX TUBING FEEDER (36" MINIMUM EXPOSED)
- ⊙ FLOOR OUTLET, FLUSH OR PEDESTAL
- ⊙ FLOOR JUNCTION BOX
- ⊙ CLOCK OUTLET
- ⊙ VAPORPROOF LIGHT (FURNISHED WITH EQUIPMENT)
- ⊙ CASH REGISTER OR PRE-CHECK OUTLET
- ⊙ TELEPHONE
- ⊙ SWITCH
- ⊙ BREAKER PANEL OR PULL BOX (FURNISHED WITH EQUIPMENT)





# Hawai'i Convention Center

Convention Center Authority  
Honolulu, HI

Wimberly Allison Tong & Goo, Inc.  
Honolulu, HI

In association with

Loechky Marquardt & Neshom  
Seattle, WA

NORDIC / PCL  
A Joint Venture  
Honolulu, HI

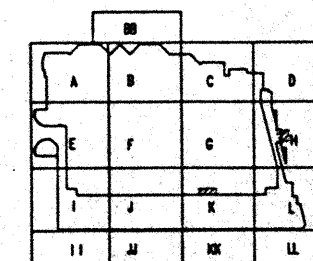
Consultants

## Syska & Hennessy ENGINEERS

1800 West Olympic Blvd., Los Angeles, CA 90004  
Telephone (800) 243-0000 Fax (213) 475-7000



7500 S. BROADWAY  
DENVER, COLORADO 80209  
(303) 733-3401



### Revisions

No.	Date	Description
12/15/95	FINAL DOCUMENTS	
10/17/95	OCTOBER COORDINATION	
9/15/95	BUILDING PERMIT SET	

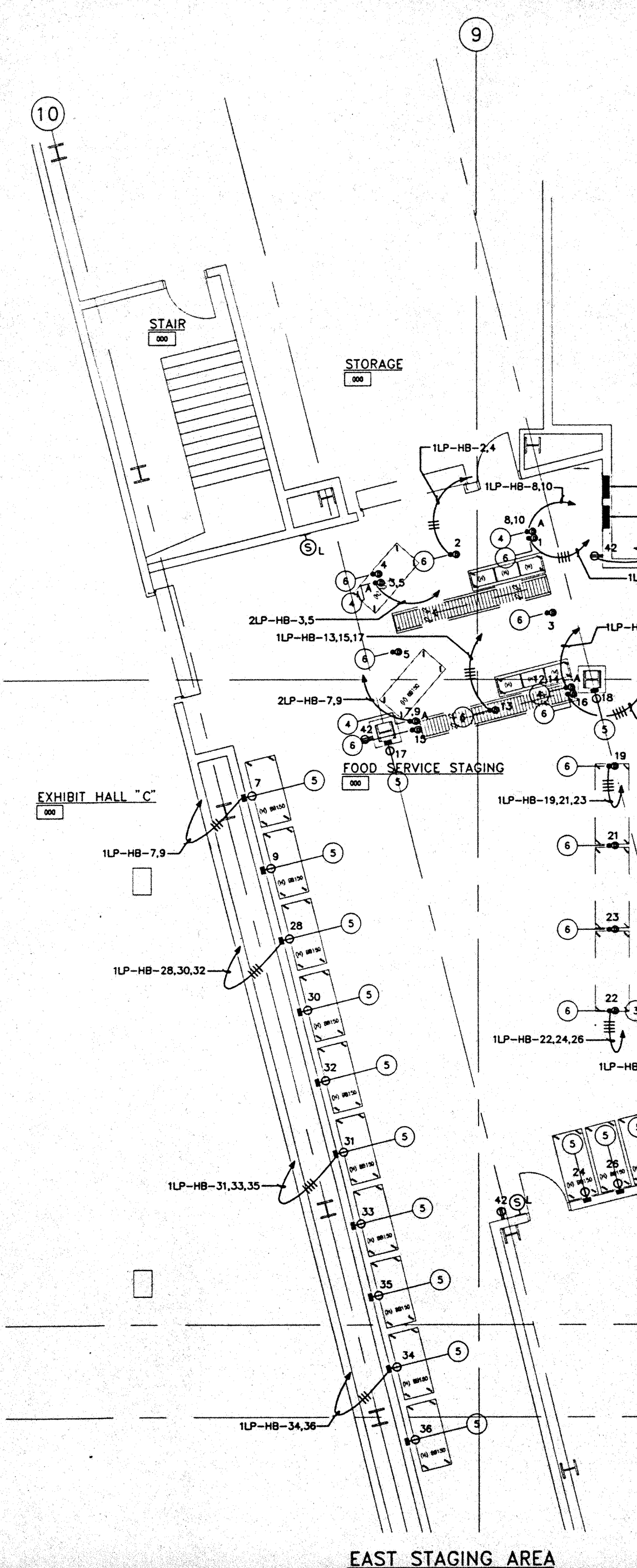
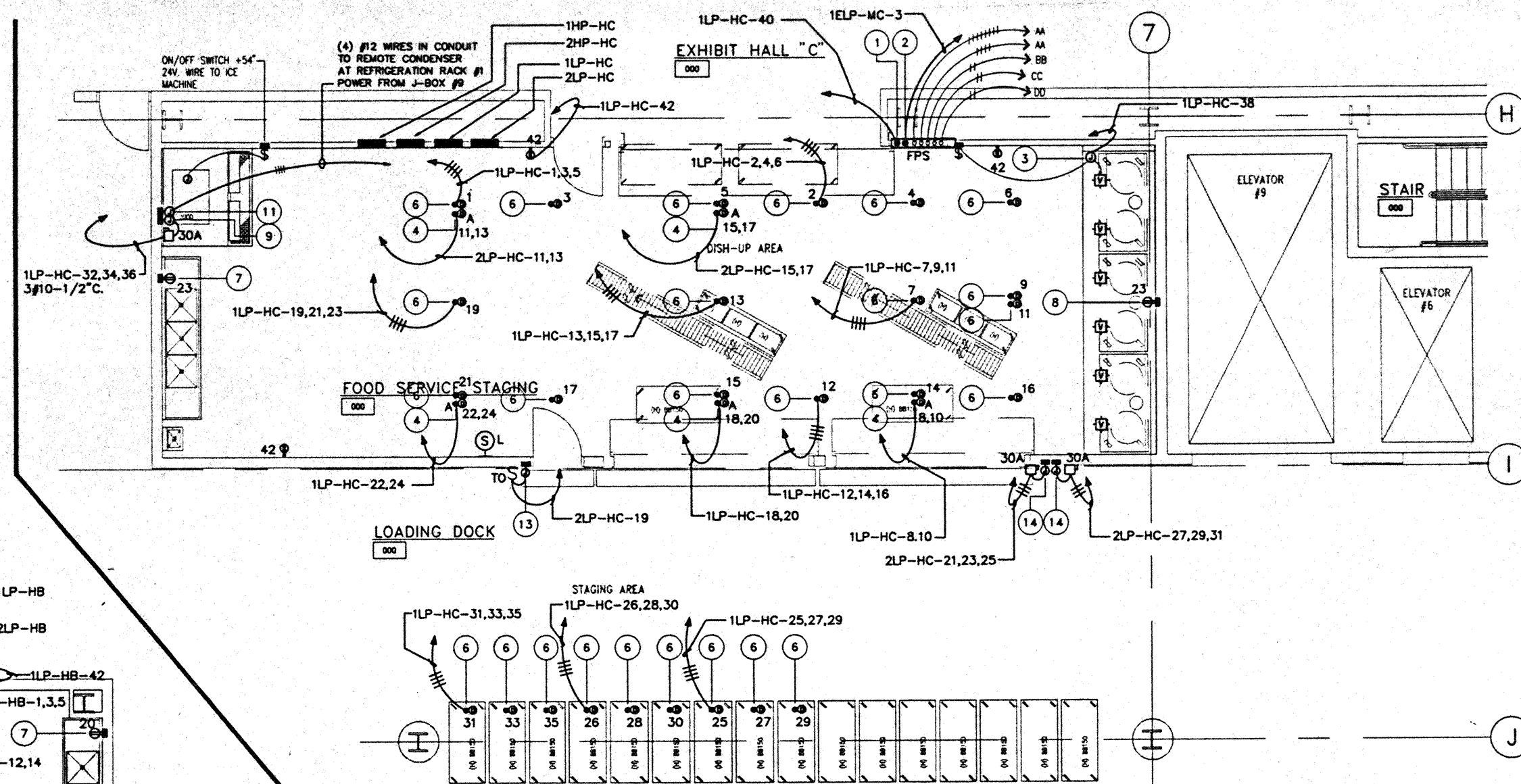
### Sheet Title

**EXHIBIT HALL LEVEL  
STAGING AREAS "C"  
AND "EAST"  
ENLARGED PLAN  
POWER**

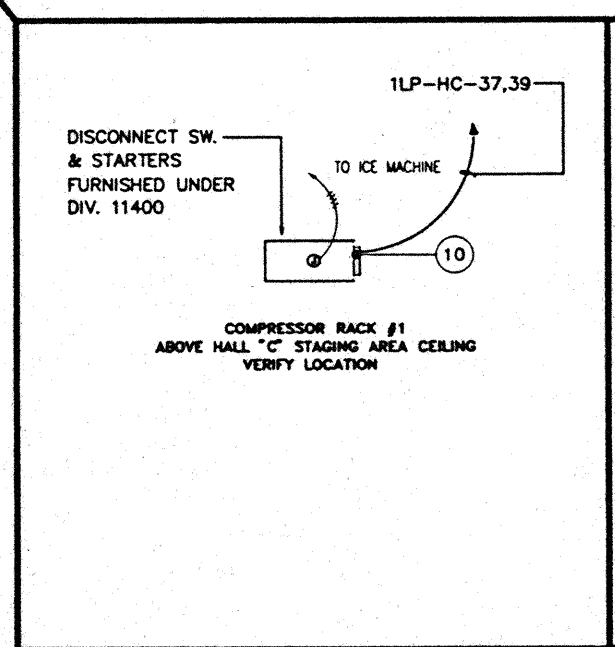
Designed	MB/OT/TS/VV
Drawn	MB/OT/TS/VV
Checked	M/MB
Date	9/15/95
Job No.	00098.02.9
Sheet No.	

EK3.2

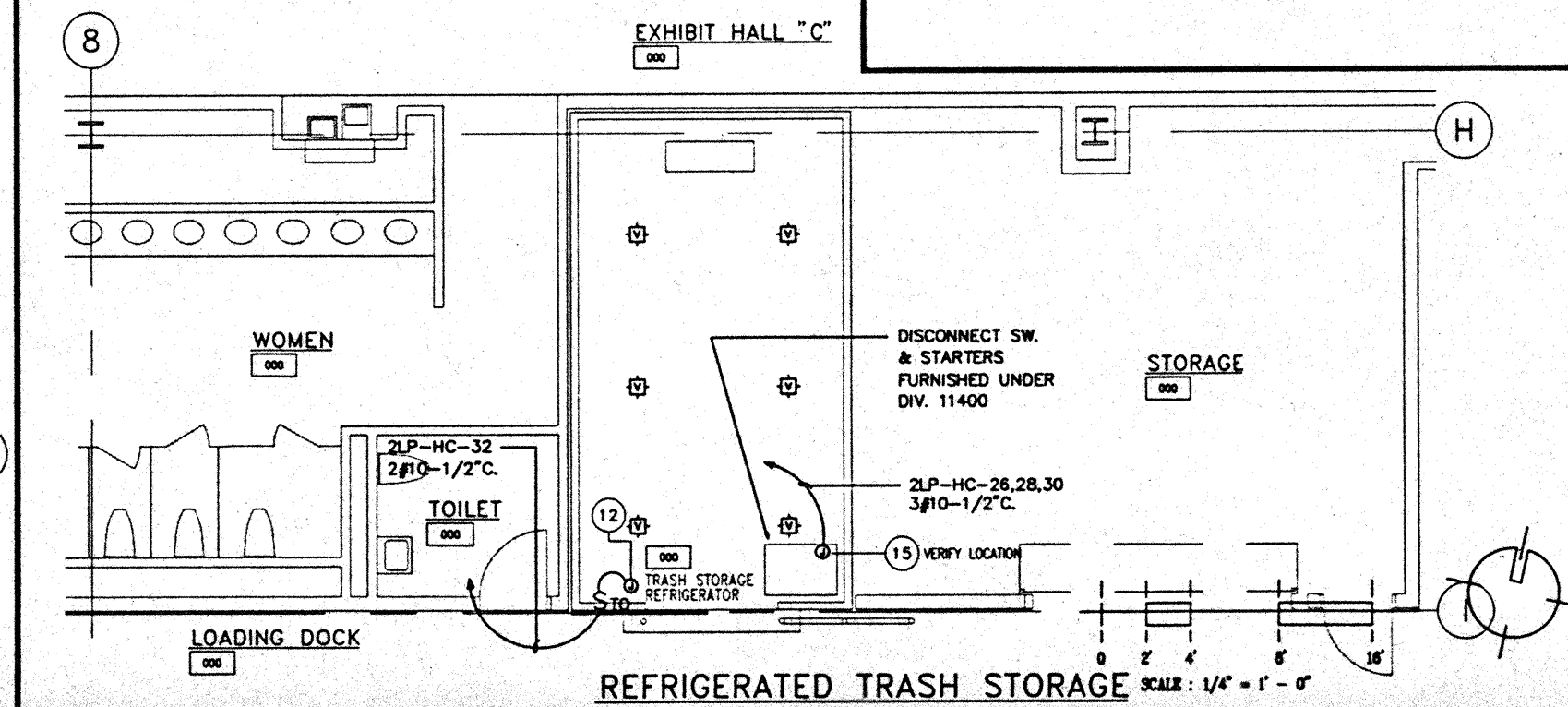
CAD File: p:\proj\ec2\elec\EBK072EX




### HALL "C" STAGING AREA



NO.	POWER	VOLTS	PH.	LOCN.	HT.	CONNECT TO	ITEM	REMARKS
1	30.0 A CIRCUIT	120	1	WALL	+ 62"	VENT. CONTROL PANEL	1.008	24 HOUR CIRCUIT
2	30.0 A CIRCUIT	120	1	WALL	+ 62"	FIRE SUPPRESSION SYST.	1.007	24 HOUR CIRCUIT
3	900 W	120	1	CLG.	STUB DN	VENTILATOR LIGHTS	1.028	WIRE THRU SWITCH
4	2.7 KW	208	1	CLG.	+ 78"	HOT FOOD TABLE		DROP CORD
5	13.0 A	120	1	WALL	+ 48"	HEATED CART		DROP CORD
6	13.0 A	120	1	CLG.	+ 78"	HEATED CART		DROP CORD
7	7.2 A	120	1	WALL	+ 48"	CONVENIENCE RECEPT.		
8	7.2 A	120	1	WALL	+ 18"	CONVENIENCE RECEPT.		
9	20.1 A	208	3	WALL	+ 98"	ICE MACHINE	1.001	
10	3.6 A	208	1	WALL	+ 98"	REFR. SYSTEM	1.012	
11		208	1	WALL	+ 98"	ICE MACHINE	1.001	POWER FROM #9 SEE NOTE THIS SHEET
12	6.8 A 2.0 A 8.0 A	120	1	CLG.	STUB DN	(4) LIGHTS VIEWPORT EVAPORATOR COIL	1.013	WALK-IN REFRIGERATOR SEE DETAIL
13	1/2 HP	120	1	WALL	+ 98"	FLY FAN	1.015	
14	3 HP	208	3	WALL	+ 98"	FLY FAN	1.015	SEE NOTE 17
15	14.2 AMPS	208	3	CLG.	VERIFY	REFRIGERATION SYSTEM	1.014	



SCALE: 1/4" = 1' - 0"



# Hawai'i Convention Center

Convention Center Authority  
Honolulu, HI

Wimberly Allison Tong & Goo, Inc.  
Honolulu, HI

In association with

Lochky Marquardt & Nesholm  
Seattle, WA

NORDIC / PCL  
A Joint Venture  
Honolulu, HI

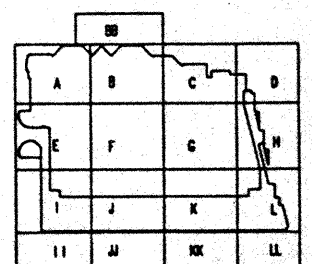
Consultants

Syska & Hennessy  
ENGINEERS

1800 West Olympic Blvd., Los Angeles, CA 90004  
Telephone: (213) 976-2200 Fax: (213) 478-7500



LUDVIK ELECTRIC  
7500 S. INDIAN CANYON  
BELLWOOD, COLORADO 80107  
(303) 441-9600



Revisions

No.	Date	By	Description
12/16/95			FINAL DOCUMENTS
10/17/95			OCTOBER COORDINATION
9/15/95			BUILDING PERMIT SET

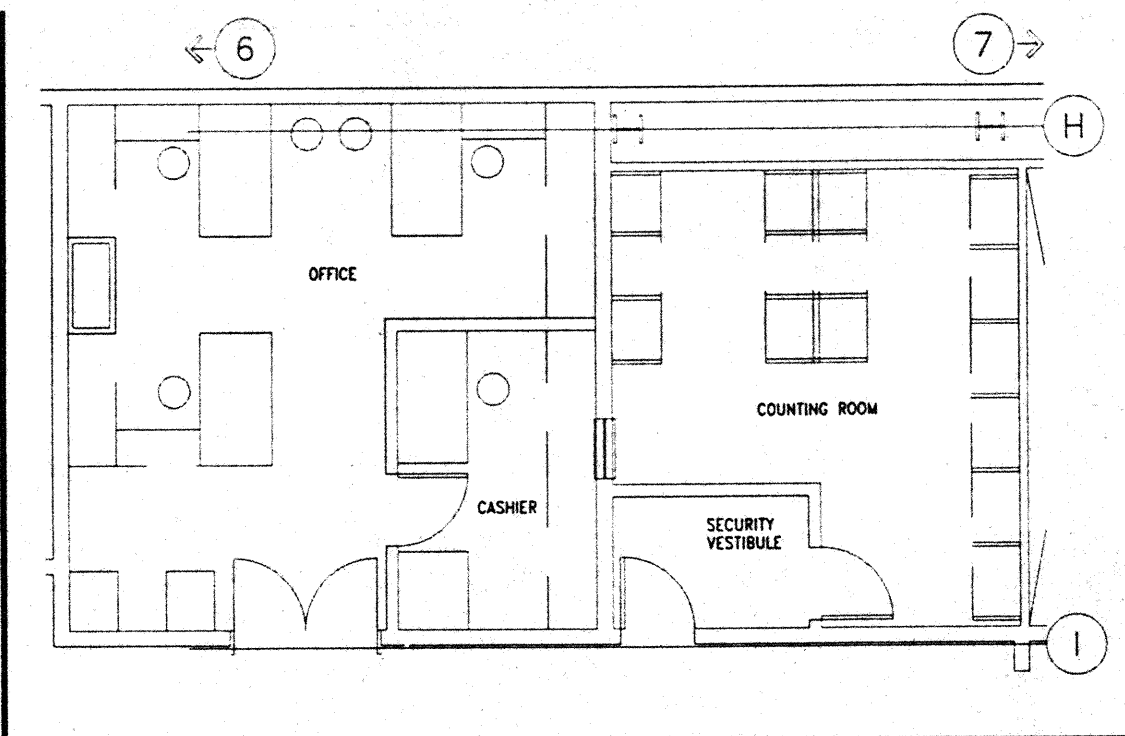
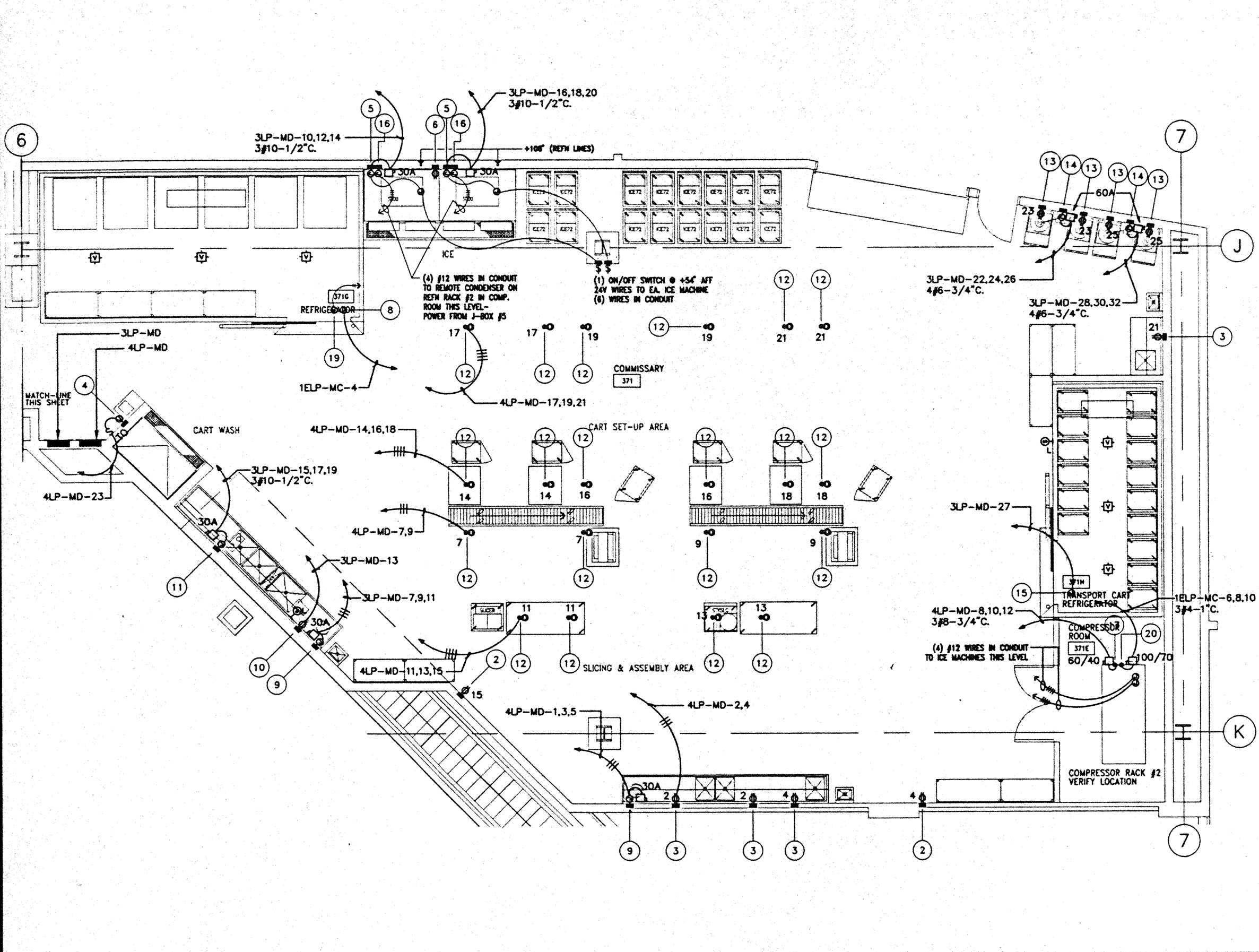
Sheet Title

INTERMEDIATE LEVEL  
COMMISSARY (WEST)  
ENLARGED PLAN  
POWER

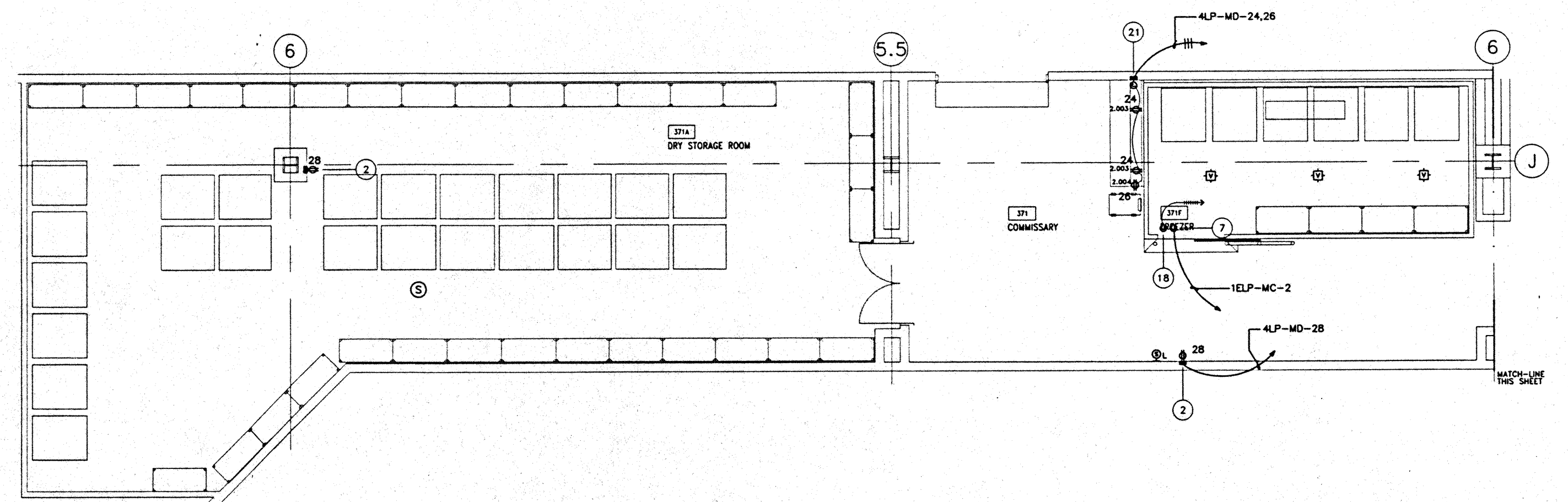
Designed	MB/DT/TS/VV
Drawn	MB/DT/TS/VV
Checked	NAN
Date	9/15/95
Job No.	93036.02.9
Sheet No.	


EK3.3

CAD File: p:\p\h\c\2\elec\EBK3TMZ



NO.	POWER	VOLTS	PH.	LOCN	WT.	CONNECT TO	ITEM	REMARKS
1						SPARE NUMBER		
2	7.2 A	120	1	WALL	+ 12"	CONVENIENCE OUTLET		
3	7.2 A	120	1	WALL	+ 46"	CONVENIENCE OUTLET		
4	15.0 A	120	1	WALL	+ 66"	SPRAY CLEANING SYS	2.007	WATER TIGHT J-BOX/CONN
5	20.1 A	208	3	WALL	+ 96"	ICE MACHINE	2.016	
6	7.2 A	120	1	WALL	+ 96"	CONVENIENCE OUTLET		
7	5.1 A	120	1	CLG	STUB DN	(3) LIGHTS	2.008	WALK-IN REFRIGERATOR SEE DETAIL #1.03 & #1.04
	4.2 A					DOOR HEATER		
8	5.1 A	120	1	CLG	STUB DN	(3) LIGHTS	2.008	WALK-IN REFRIGERATOR SEE DETAIL #1.03 & #1.04
	4.2 A					DOOR HEATER		
9	2.0 HP	208	3	WALL	+ 18"	DISPOSER	2.014	
10	1/3 HP	120	1	WALL	+ 12"	SINK HEATER	2.013	
11	9.0 KW	208	3	WALL	+ 18"	CONVENIENCE OUTLET	2.013	
12	10.0 A	120	1	CLG	STUB DN	CONVENIENCE OUTLET		
13	3.0 A	120	1	WALL	+ 46"	COFFEE BREWING SYS	2.038	
14	40.0 A	208	3	WALL	+ 18"	COFFEE BREWING SYS	2.038	
15	5.1 A	120	1	CLG	STUB DN	(3) LIGHTS	2.008	WALK-IN REFRIGERATOR SEE DETAIL #1.03 & #1.04
	2.0 A					VIEWPORT		
	4.2 A					DOOR HEATER		
	4.2 A					EVAPORATOR COIL		
16		208	1	WALL	+ 96"	ICE MACHINE	2.016	POWER FROM #5 SEE NOTE THIS SHEET
17	28.4 A	120/208	3	CLG	STUB DN	REFRIGERATION RACK # 2	2.009	REGULAR POWER
18		120/208	3	CLG	STUB DN	REFN SYSTEM EVAP. AND DOOR HEATER	2.009	CONDUIT WITH (5) 208 V. #12 WIRE #2(2) 120V #12 WIRE TO REFL RACK # 2
19		120	1	CLG	STUB DN	REFN SYSTEM EVAPORATOR	2.008	CONDUIT WITH (3) # 12 WIRES TO REFL RACK#2
20	55.9	20/208	3	CLG	STUB DN	REFRIGERATION RACK # 3	2.008	EMERGENCY POWER [4 WIRE WITH NEUTRAL]
21	5.0 A	120	1	WALL	+ 24"	SCALE	2.004	
	14.4 A	120	1	WALL	+ 12"	(2) CONVENIENCE OUTLET	2.003	





# Hawai'i Convention Center

Convention Center Authority  
Honolulu, HI


Wimberly Allison Tong & Goo, Inc.  
Honolulu, HI

In association with  
Loschky Marquardt & Nesholm  
Seattle, WA

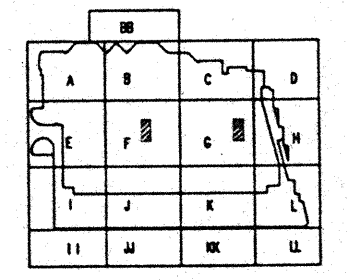
NORDIC / PCL  
A Joint Venture  
Honolulu, HI

Consultants

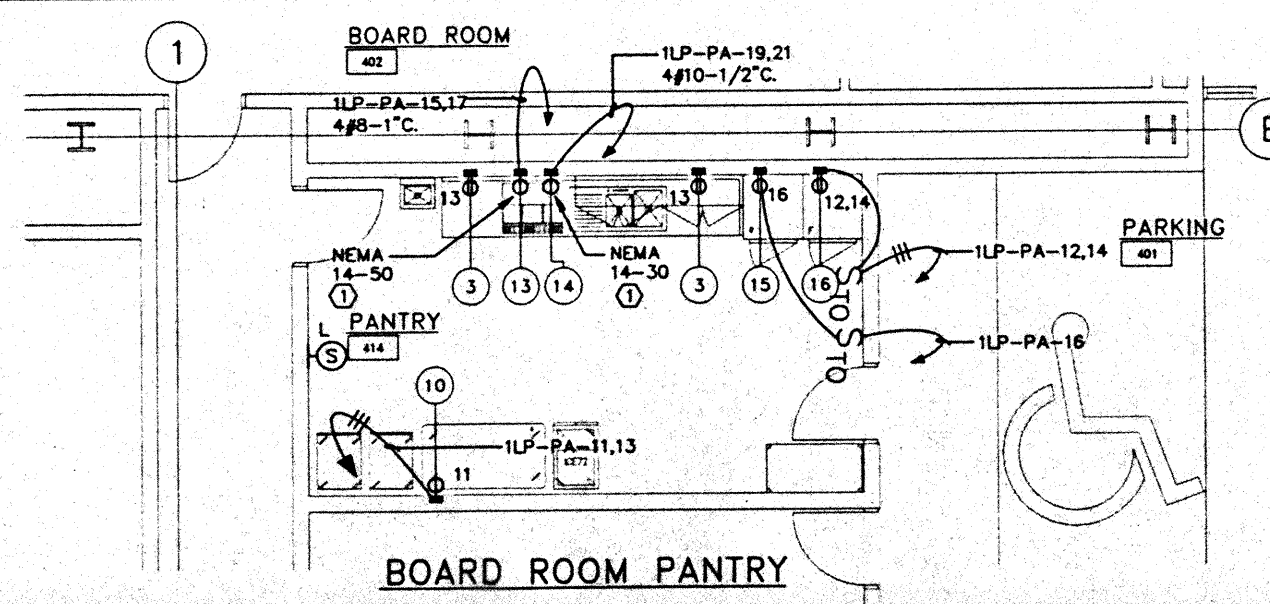
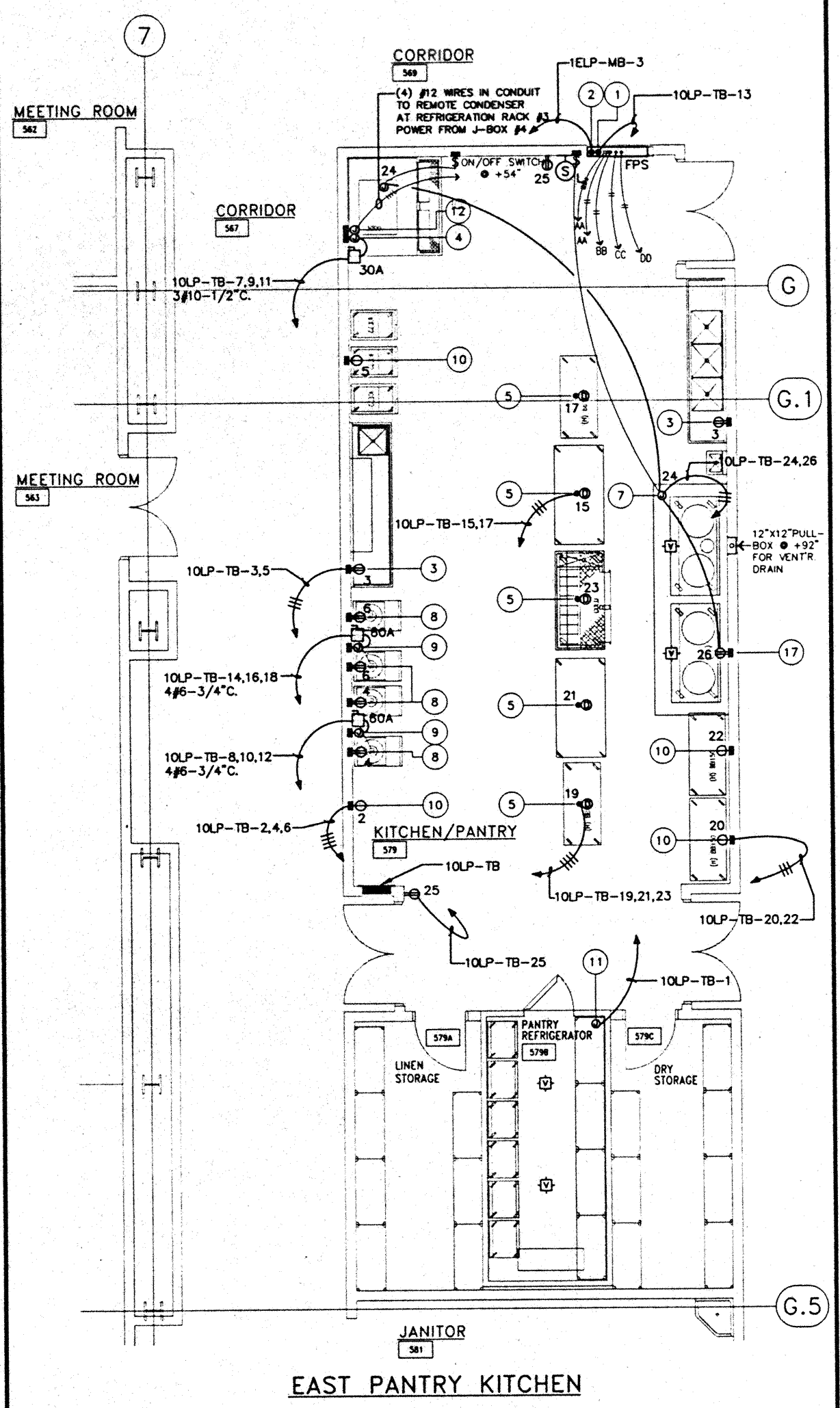
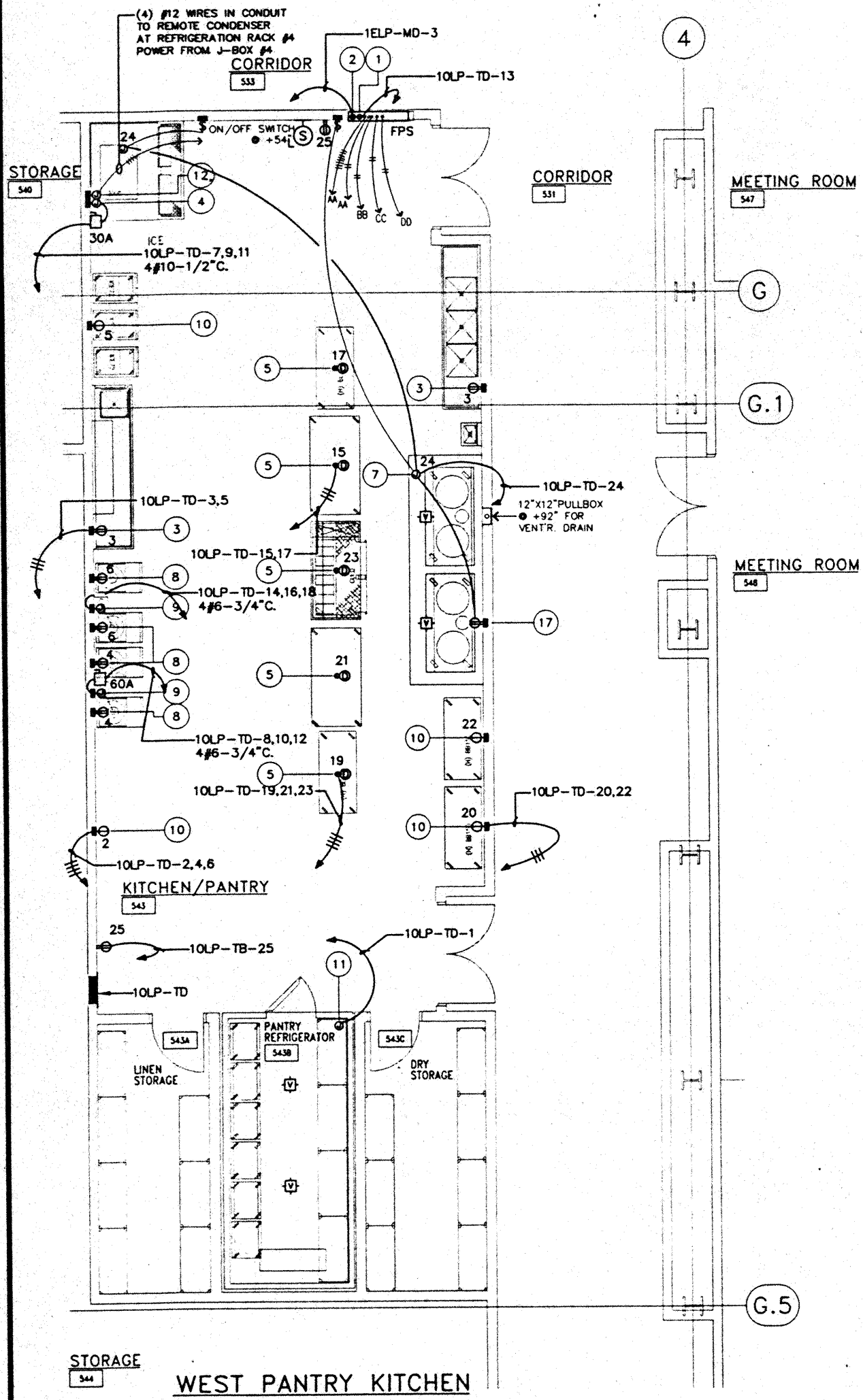
Syska & Hennessy  
ENGINEERS  
1800 West Olympic Blvd., Los Angeles, CA 90046  
Telephone (213) 251-2555 Fax (213) 477-7457



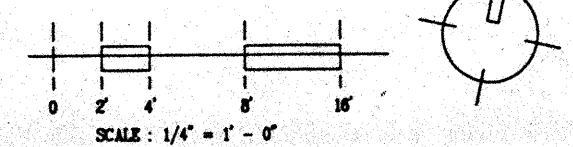
LUDVIK ELECTRIC  
7300 S. BROADWAY  
DENVER, CO 80230  
303-733-7500



NO.	POWER	VOLTS	PH.	LOCN	HT.	CONNECT TO	ITEM	REMARKS
1	20.0 A CIRCUIT	120	1	WALL	+ 106"	VENT. CONTROL PANEL	3.012	24 HOUR CIRCUIT
2	20.0 A CIRCUIT	120	1	WALL	+ 106"	FIRE SUPPRESSION SYS.	3.013	24 HOUR CIRCUIT
3	7.2 A	120	1	WALL	+ 52"	UTENSIL SINK GLASS FILL TABLE	3.008 3.019	
4	20.1 A	208	3	WALL	+ 98"	ICE MACHINE	3.023	
5	13.0 A	120	1	CLG	STUB DN	BANDQUET CHART	3.017	DRCP COORD
6	7.2 A	120	1	CLG	STUB DN	COMMENCEMENT OUTLET	3.018	DRCP COORD
7	300 W	120	1	CLG	STUB DN	VENTILATOR LIGHTS	3.012	WIRE THRU SWITCH
8	3.0 A	120	1	WALL	+ 48"	COFFEE BREWER	3.018	
9	48.0 A	208	3	WALL	+ 18"	COFFEE BREWER	3.018	
10	13.0 A	120	1	WALL	+ 12"	BANDQUET CHART	3.017	
11	3.9 A	120	1	CLG	STUB DN	CSF LIGHTS	3.003	WALK-IN REFRIGERATOR SEE DETAILS #.03 & #.04
12	3.6 A	120	1	WALL	+ 96"	ICE MACHINE	3.023	POWER FROM RACK #4 SEE NOTE THIS SHEET
13	28.0 A	120/208	1	WALL	+ 48"	COFFEE MAKER	3.035	TRIM UNIT
14	18.0 A	120/208	1	WALL	+ 48"	COFFEE MAKER	3.035	SINGLE UNIT
15	7.5 A	120	1	WALL	+ 86"	REACH-IN REFRIGERATOR	3.037	
16	8.7 A	120/208	1	WALL	+ 86"	REACH-IN FREEZER	3.038	
17	7.2 A	120	1	WALL	+ 18"	CONV. OUTLET	3.015	



NOTE:  
① RECEPTACLE OUTLETS SHALL MATCH EQUIPMENT'S PLUG CONFIGURATION.



Revisions

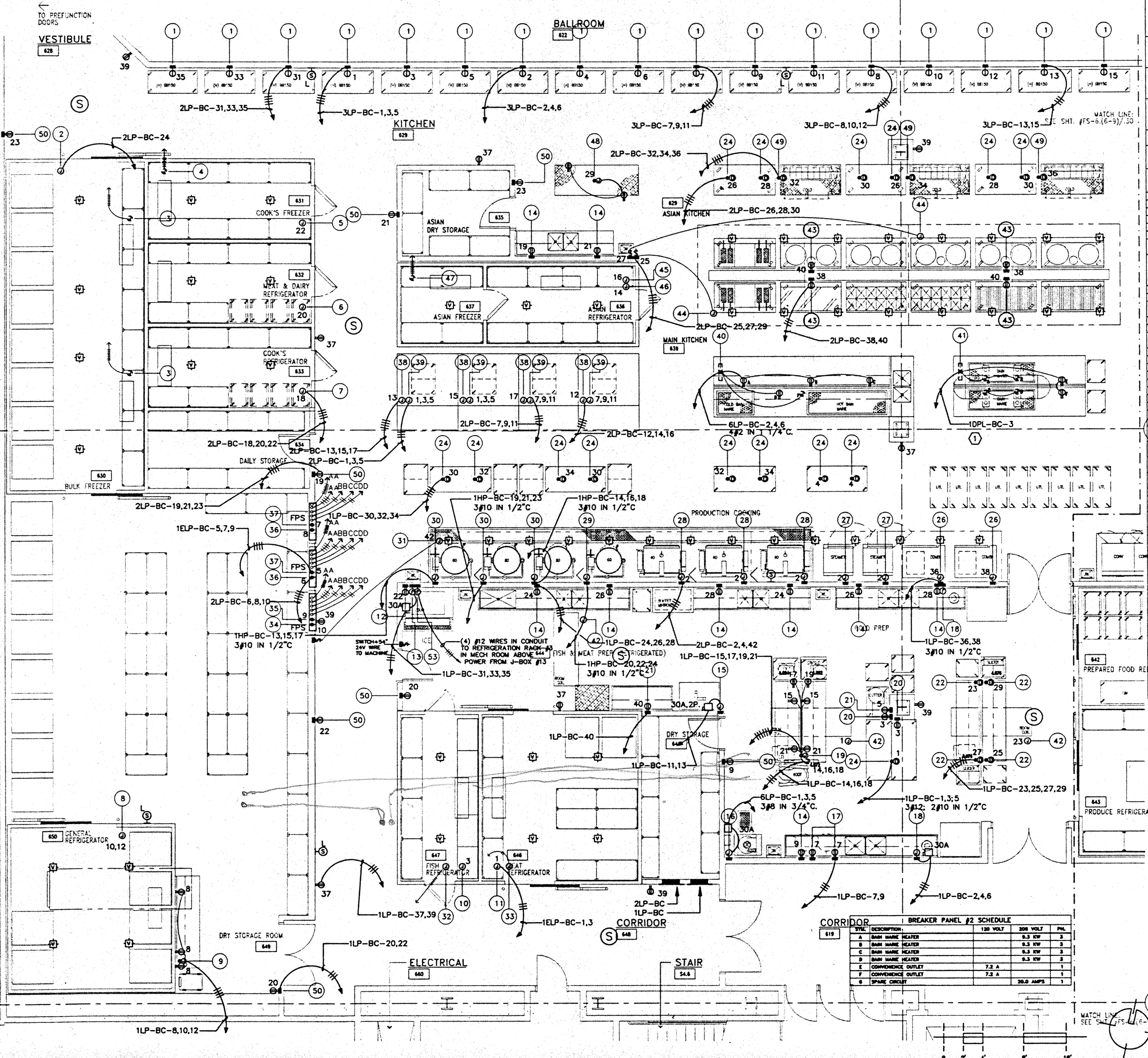
No.	Date	By	Description
12/15/95			FINAL DOCUMENTS
10/17/95			OCTOBER COORDINATION
9/15/95			BUILDING PERMIT SET

Sheet Title  
**MEETING ROOM LEVEL  
WEST AND EAST  
PANTRY KITCHEN AND  
PARKING LEVEL  
BOARD ROOM PANTRY  
POWER**

Designed: MB/DT/BNV  
Drawn: MB/DT/BNV  
Checked: N/BN  
Date: 9/15/95  
Job No.: 82036.02.9  
Sheet No.: **EK3.4**  
CAD File: p:\pr\hc2\elec\ESK3.TMR

**NOTES:**

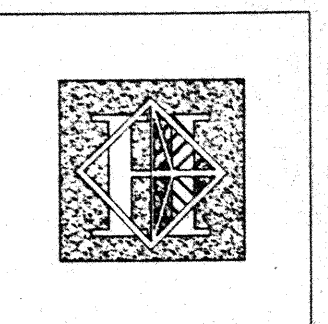
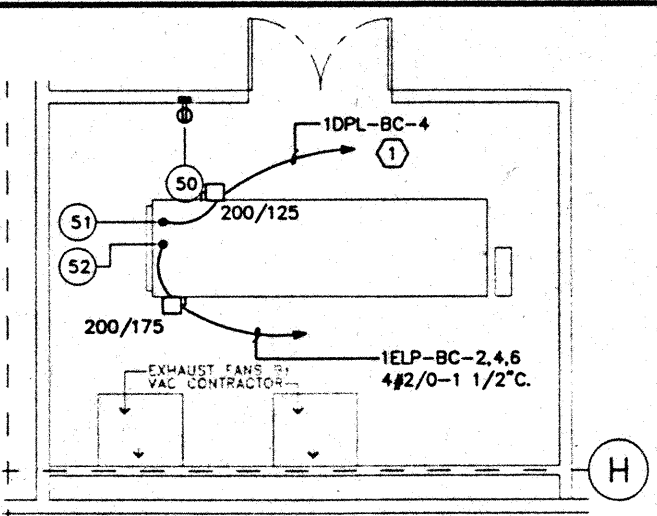
- FOR FEEDER AND CONDUIT SIZE SEE PANEL SCHEDULE.
- FOR LOCATION OF PANELS 1DPL-BC, 3LP-BC, 6LP-BC, 1HP-BC & 1LP-BC. SEE DWG. EP-2.5K.



NO.	POWER	VOLTS	PH.	LOC'D	INT.	CONNECT TO	ITEM	REMARKS
1	15.0 A	120	1	WALL	+	HEATED BARNDUET CAPTS	4.041	
2	18.2 A	120	1	CLD	STUB DN	(4) LIGHTS	4.142	WALK-IN FREEZER SEE DETAIL #1.03 & #1.04
3	120/208	1	CLD	STUB DN	REFN. SYSTEM EVAPORATOR / DOOR HEATER		4.142	CONDUIT WITH (7) #12 WIRE TO REFN RACK #3
4	208	1	CLD	STUB DN	FREEZER COIL		4.142	POWER TO ORIGINATE AT REFN SYS. RACK #3
5	3.4 A 2.0 A 4.2 A 4.2 A 4.2 A	120	1	CLD	STUB DN	(2) LIGHTS VIEWPORT DOOR HEATER DRAIN LINE HEATER VACUUM VENT HEATER	4.142	WALK-IN FREEZER SEE DETAIL #1.03 & #1.04
6	3.4 A 2.0 A 4.2 A 4.2 A	120	1	CLD	STUB DN	(2) LIGHTS VIEWPORT DOOR HEATER EVAPORATOR COIL	4.142	WALK-IN REFRIGERATOR SEE DETAIL #1.03 & #1.04
7	3.4 A 2.0 A 4.2 A 4.2 A	120	1	CLD	STUB DN	(2) LIGHTS VIEWPORT DOOR HEATER EVAPORATOR COIL	4.142	WALK-IN REFRIGERATOR SEE DETAIL #1.03 & #1.04
8	6.4 A 2.0 A 4.2 A 4.2 A	120	1	CLD	STUB DN	(4) LIGHTS VIEWPORT DOOR HEATER EVAPORATOR COIL	4.092	WALK-IN REFRIGERATOR SEE DETAIL #1.03 & #1.04
9	20.0 A	120	1	FLOOR	STUB UP	CONFERENCE OUTLET SCALE	4.108 4.109	WALK-IN REFRIGERATOR SEE DETAIL #1.03 & #1.04
10	3.4 A 2.0 A 4.2 A 4.2 A	120	1	CLD	STUB DN	(2) LIGHTS VIEWPORT DOOR HEATER	4.092	WALK-IN REFRIGERATOR SEE DETAIL #1.03 & #1.04
11	4.2 A 4.2 A	120	1	CLD	STUB DN	(4) LIGHTS DOOR HEATER	4.092	WALK-IN REFRIGERATOR SEE DETAIL #1.03 & #1.04
12	7.2 A	120	1	WALL	+ 72"	CONFERENCE OUTLET	4.092	
13	15.0 A	208	3	WALL	+ 96"	ICE MACHINE	4.097	
14	7.2 A	120	1	WALL	+ 52"	CONFERENCE OUTLET	4.092	
15	2.0 HP	208	1	WALL	+ 12"	MEAT SAW	4.098	
16	32.0 A	208	3	WALL	+ 12"	VERTICAL MIXER/CUTTER	4.098	
17	2.7 A	120	1	WALL	+ 12"	LETTUCE DRYER	4.098	
18	2.0 HP	208	3	WALL	+ 12"	WASTE DISPOSER	4.093 4.104	
19	3.0 HP 28.8 A 1/2 HP 1/2 HP	208 120 120 120	3 1 1 1	FLOOR STUB UP		80 QUART MIXER WRECK TANK CIRCLE SLICER 20 QUART MIXER	4.072 4.073 4.082 4.084	(4) CONF. OUTLETS
20	7.2 A	120	1	WALL	+ 48"	CONFERENCE OUTLET	4.092	
21	1.0 HP	120	1	WALL	+ 48"	FOOD CUTTER	4.090	
22	7.2 A 1/2 HP	120 120	1 1	CLD STUB DN		CONFERENCE OUTLET SCALE	4.079 4.078	
23	3.0 A	120	1	CLD	STUB DN	SPARE HUBBER	4.111	
24	7.2 A	120	1	CLD	STUB DN	DROP CONDUIT	4.111	
25	7.2 A (2) 1/2 HP	120 120	1 1	FLOOR STUB UP		CONFERENCE OUTLET SLICER	4.079 4.076	
26	12.0 A	240	1	WALL	+ 12"	COUGH OVEN	4.114	
27	100 HP	120	1	WALL	+ 12"	OVERHEAT STEAMER	4.117	
28	1.0 A	120	1	WALL	+ 12"	BRASHING PAN	4.121	
29	23.0 A	480	3	WALL	+ 12"	80 GAL. KETTLE	4.122	
30	23.0 A	480	3	WALL	+ 12"	80 GAL. KETTLE	4.123	
31	17.5 A	120	1	CLD	STUB DN	VENTILATOR LIGHTS	4.111	WIRE TRUN SWITCH
32	208	1	CLD	STUB DN	REFN. SYS. EVAP.	4.092	CONDUIT W/ (2) #12 WIRE	
33	4.0 A	120	1	CLD	STUB DN	REFN. SYSTEM EVAP.	4.092	CONDUIT W/ (3) #12 WIRE
34	20.0 A	120	1	WALL	+ 84"	VENT. CONTROL PANEL	4.141	24-HOUR CIRCUIT
35	20.0 A	120	1	WALL	+ 84"	FIRE SUPPRESSION SYS.	4.142	24-HOUR CIRCUIT
36	20.0 A	120	1	WALL	+ 84"	VENT. CONTROL PANEL	4.094	24-HOUR CIRCUIT
37	20.0 A	120	1	WALL	+ 84"	FIRE SUPPRESSION SYS.	4.112	24-HOUR CIRCUIT
38	20.0 A	120	1	CLD	STUB DN	ROTARY RACK OVEN	4.128	6.0 A CONTROL 10.0 A VENTILATOR
39	4.4 A	208	3	CLD	STUB DN	ROTARY RACK OVEN	4.128	BLOWER MOTOR
40	120/208	1	FLOOR	STUB UP	BARN WARE TABLE	4.131	SEE BREAKER PANEL #1 THIS SHEET	
41	120/208	1	FLOOR	STUB UP	BARN WARE TABLE	4.134	SEE BREAKER PANEL #2 THIS SHEET	
42	4.2 A	120	1	CLD	STUB DN	EVAPORATOR COIL	4.143	
43	7.2 A	120	1	WALL	+ 12"	CONF. OUTLET	4.111	
44	(2) 18.0 A	120	1	CLD	STUB DN	VENTILATOR LIGHTS	4.141	WIRE TRUN SWITCH
45	3.4 A 2.0 A 4.2 A 4.2 A 6.4 A	120	1	CLD	STUB DN	(1) LIGHTS VIEWPORT DOOR HEATER DRAIN LINE HEATER VACUUM VENT HEATER	4.142	WALK-IN FREEZER SEE DETAIL #1.03 & #1.04
46	3.4 A 2.0 A 4.2 A 4.2 A	120	1	CLD	STUB DN	(2) LIGHTS VIEWPORT DOOR HEATER EVAPORATOR COIL	4.142	WALK-IN REFRIGERATOR AND FREEZER SEE DETAIL #1.03 & #1.04
47	208	1	CLD	STUB DN	FREEZER COIL		4.142	POWER TO ORIGINATE AT REFN SYS. RACK #3
48	7.2 A	120	1	FLOOR	STUB UP	PREP TABLE	4.151	
49	8.0 A	120	1	CLD	STUB DN	REFRIGERATED BASE	4.150	
50	7.2 A	120	1	WALL	+ 12"	CONFERENCE OUTLET	4.143	
51	114.1 A	120/208	3	CLD	STUB DN	REFN RACK #3	4.143	REGULAR POWER
52	125.0 A	120/208	3	CLD	STUB DN	REFN RACK #3	4.143	EMERGENCY POWER (4-WIRE W/NEUTRAL)
53	208	1	WALL	+ 84"	ICE MACHINE	4.097	POWER FROM #15 SEE NOTE THIS SHEET	

SYMBOL	DESCRIPTION	120 VOLT	208 VOLT	PH.
A	CONFERENCE OUTLET	7.2 A	1	
B	CONFERENCE OUTLET	7.2 A	1	
C	CONFERENCE OUTLET	7.2 A	1	
D	CONFERENCE OUTLET	7.2 A	1	
E	CONFERENCE OUTLET	7.2 A	1	
F	SPARE CIRCUIT		20.0 AMPS	1
G	BARN WARE HEATERS (3) @ 8 KW		27 KW	3

SYMBOL	DESCRIPTION	120 VOLT	208 VOLT	PH.
A	BARN WARE HEATER	8.0 KW	3	
B	BARN WARE HEATER	8.0 KW	3	
C	BARN WARE HEATER	8.0 KW	3	
D	BARN WARE HEATER	8.0 KW	3	
E	CONFERENCE OUTLET	7.2 A	1	
F	CONFERENCE OUTLET	7.2 A	1	
G	SPARE CIRCUIT		20.0 AMPS	1



# Hawai'i Convention Center

Convention Center Authority  
Honolulu, HI

Wimberly Allison Tong & Goo, Inc.  
Honolulu, HI

In association with  
Loschky Marquardt & Neshom  
Seattle, WA

NORDIC / PCL  
A Joint Venture  
Honolulu, HI

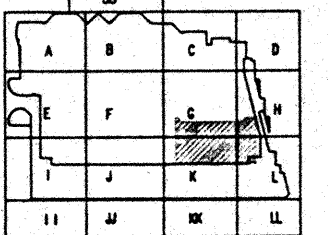
Consultants

Syska & Hennessy  
ENGINEERS

1800 West Olympic Blvd., Los Angeles, CA 90006  
Telephone: (213) 970-0200 Fax: (213) 470-7000



7300 A, SHONOHU  
ENCLERCO CALIFORNIA  
9000  
1000  
(310) 751-5001



### Revisions

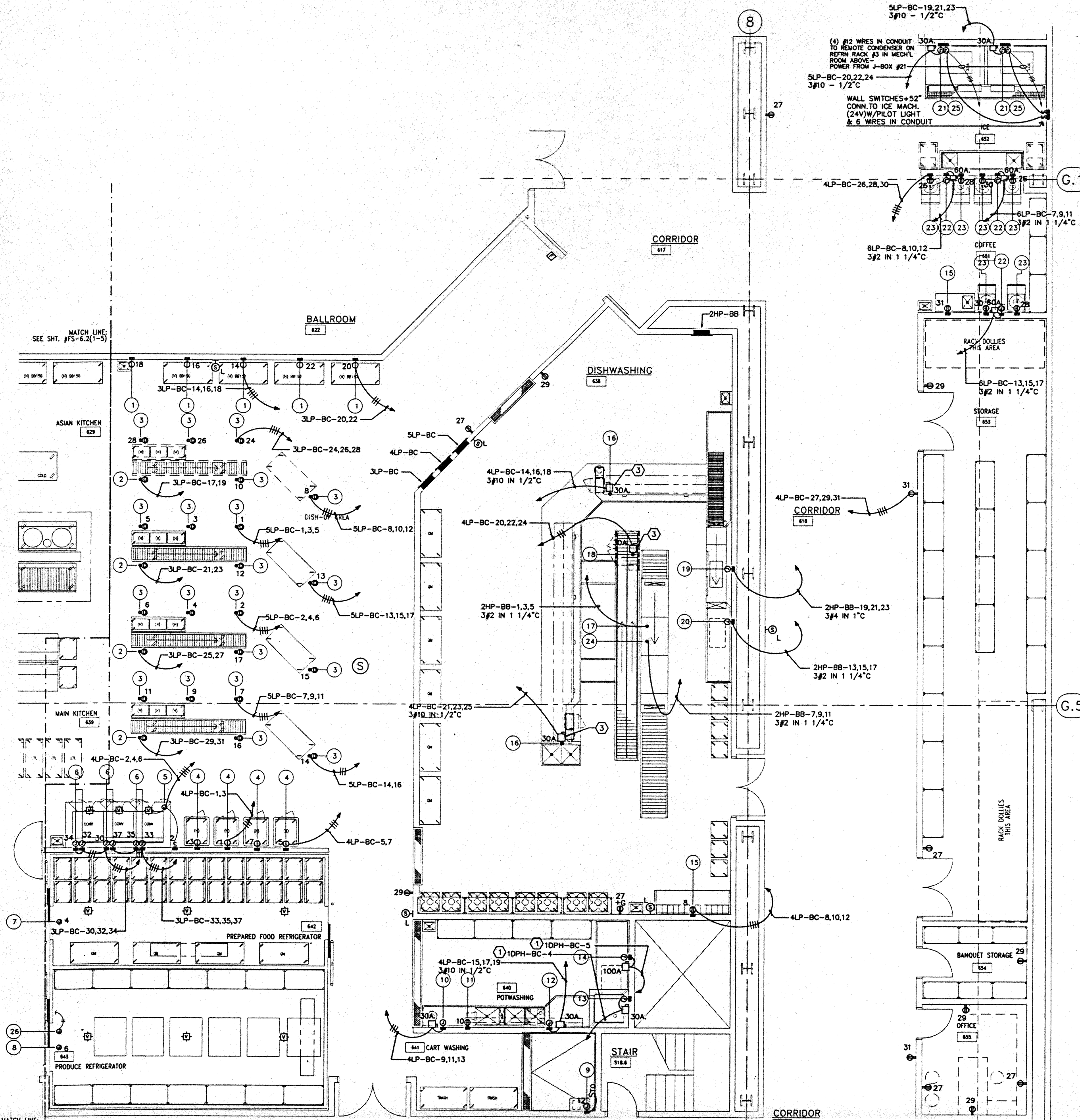
No.	Date	By	Description
12/16/95			FINAL DOCUMENTS
10/17/95			OCTOBER COORDINATION
9/16/95			BUILDING PERMIT SET

Sheet Title  
**BALLROOM/TERRACE LEVEL  
MAIN KITCHEN  
ENLARGED PLAN  
POWER**

Designed: MB/DT/RS/VV  
Drawn: MB/DT/RS/VV  
Checked: N/AN  
Date: 9/16/95  
Job No.: 93038.029  
Sheet No.:


EK3.5

CAD File: p:\pr\nc2\elec\ES011BR



ELECTRICAL SCHEDULE									
NO.	POWER	VOLTS	PH.	LOC'TN	HT.	CONNECT TO	ITEM	REMARKS	
1	13.0 A	120	1	WALL	+ 3'	HEATED BANQUET CARTS	4.041		
2	2.7 KW	208	1	CLG	+ 7'	HOT FOOD TABLE	4.043	DROP CORD	
3	13.0 A	120	1	CLG	+ 7'	HEATED CART	4.041	DROP CORD	
4	13.0 A	120	1	WALL	+ 4'	HEATED CART	4.044		
5	5.1 A	120	1	CLG	STUB DN	VENTILATOR LIGHTS	4.048	SWITCH CONTROL	
6	3/4 HP	120	1	WALL	+ 4'	CONVECTION OVEN	4.048	TRD CONDS. EACH	
7	5.1 A	120	1	CLG	STUB DN	LIGHTS	4.051	WALK-IN REFRIGERATOR	SEE DETAIL #1.03 & #1.04
	2.0 A					VIEWPORT			
	4.2 A					DOOR HEATER			
	8.0 A					EVAPORATOR COIL			
8	5.1 A	120	1	CLG	STUB DN	LIGHTS	4.051	WALK-IN REFRIGERATOR	SEE DETAIL #1.03 & #1.04
	2.0 A					VIEWPORT			
	4.2 A					DOOR HEATER			
9	15.0 A	120	1	WALL	+ 5'	PRESSURE SPRAY	4.001		
10	2 HP	208	3	WALL	+ 18'	DISPOSER	4.083		
11	1/3 HP	120	1	WALL	+ 12'	SLURGE PUMP	4.007		
12	9.0 KW	208	3	WALL	+ 18'	SINK HEATER	4.007		
13	22.0 A	480	3	WALL	+ 24'	POT WASHER	4.026		
14	54.0 A	480	3	WALL	+ 24'	BOOSTER HEATER	4.026		
15	7.2 A	120	1	WALL	+ 4'	D.C.O.	4.042		
16	16.7 A	208	3	FLOOR	STUB UP	TRUSH-VEYOR	4.019		
17	9-1/2HP	480	3	CLG	STUB DN	DISHWASHER	4.023	MOTORS	
	60.0 KW	480	3				4.023	TANK HEAT	
18	2.0 HP	208	3	FLOOR	STUB UP	CONVEYOR	4.022		
19	48.7 A	480	3	WALL	+ 7'	GLASS WASHER	4.026		
20	54 KW	480	3	WALL	+ 18'	BOOSTER HEATER	4.026		
21	20.1 A	208	3	WALL	+ 9'	ICE MACHINE	4.036		
22	48.0 A	208	3	WALL	+ 18'	COFFEE BREWER	4.042		
23	3.0 A	120	1	WALL	+ 4'	COFFEE BREWER	4.042		
24	58.5 KW	480	3	CLG	STUB DN	BOOSTER HEATER	4.023		
25	---	208	1	WALL	+ 9'	IC MACHINE	4.036	POWER FROM #1	
							4.051	SEE NOTE THIS SHEET	
26	---	120	1	CLG	STUB DN	REFN SYS. EVAP.	4.051	CONDUIT W/ (2) #12 WIRES	120 V TO REFN RACK #3

- NOTES:
- (1) FOR FEEDER AND CONDUIT SIZE SEE PANEL SCHEDULE.
  - (2) FOR LOCATION OF PANELS 1DPH-BC, 6LP-BC. SEE DWG. EP-2.5K.
  - (3) BUILT IN DISCONNECT SWITCH FURNISHED WITH EQUIPMENT.



# Hawai'i Convention Center

Convention Center Authority  
Honolulu, HI

Wimberly Allison Tong & Goo, Inc.  
Honolulu, HI

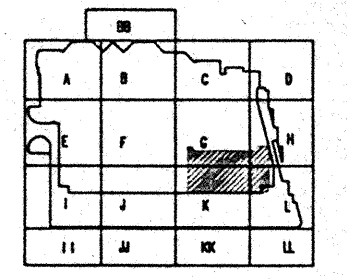

In association with  
Loachky Marquardt & Neshom  
Seattle, WA

NORDIC / PCL  
A Joint Venture  
Honolulu, HI

Consultants

**Syska & Hennessy**  
ENGINEERS

1900 West Chicago Blvd., Los Angeles, CA 90024  
Telephone (213) 276-6000 Fax (213) 475-7400

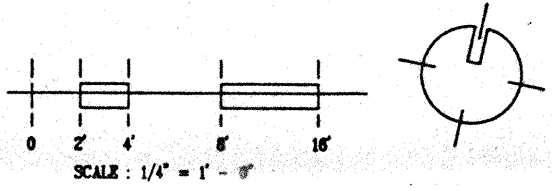


Revisions

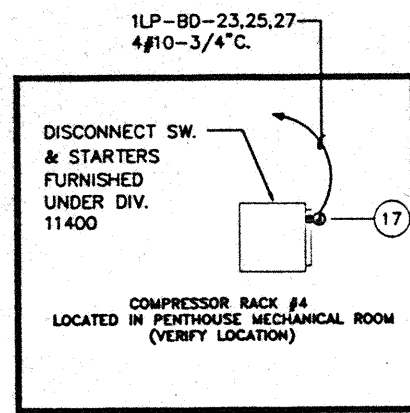
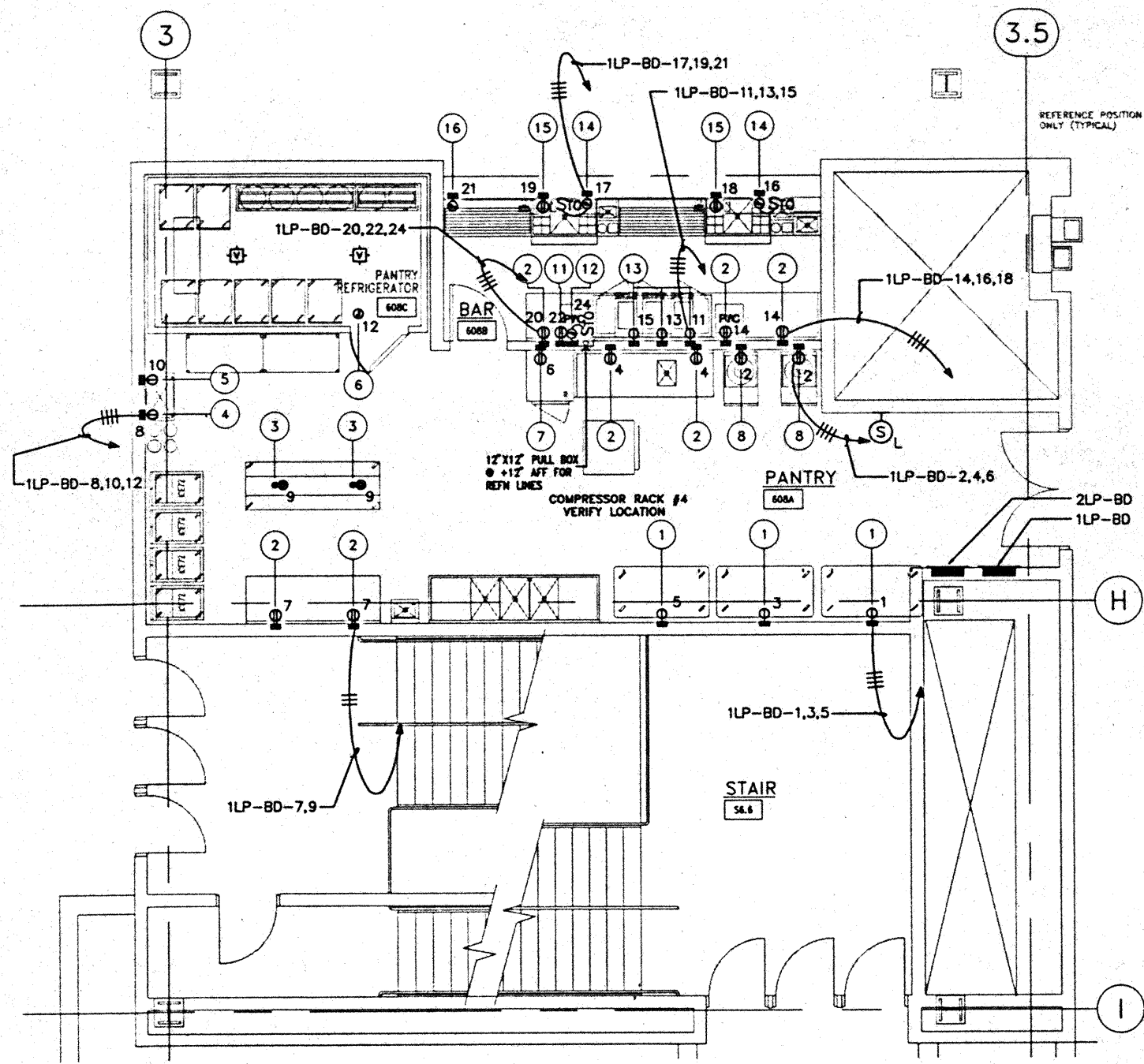

Sheet Title

**BALLROOM/TERRACE LEVEL  
MAIN KITCHEN  
ENLARGED PLAN  
POWER**

Designed	MB/07/8/99
Drawn	MB/07/8/99
Checked	R/WH
Date	8/18/99
Job No.	83036028
Sheet No.	EK3.6

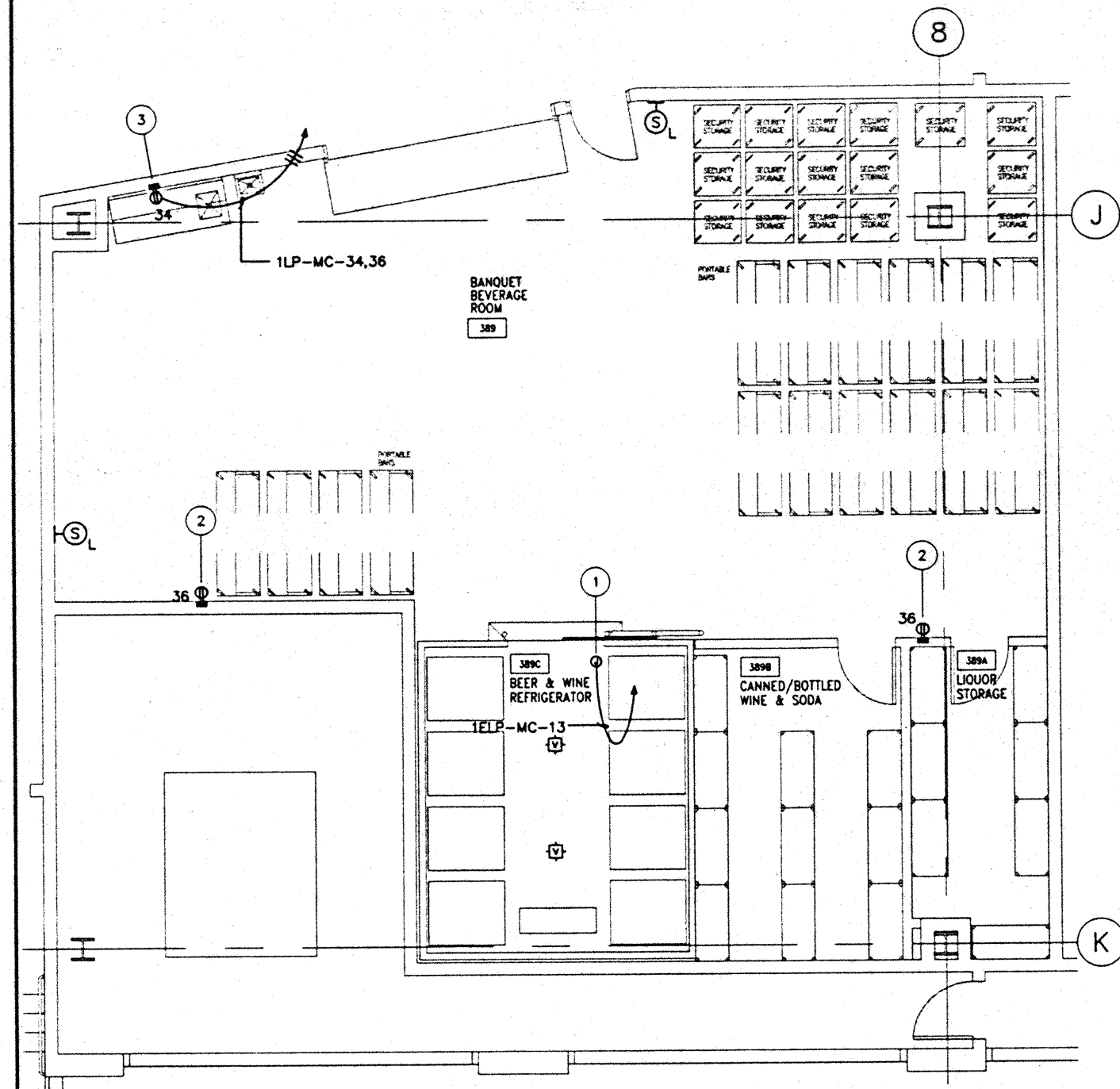







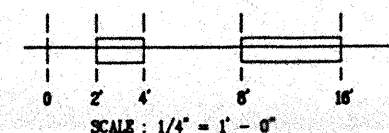
ELECTRICAL SCHEDULE							
NO.	POWER	VOLTS	PH.	LOCN	HT.	CONNECT TO	ITEM REMARKS
1	13.0 A	120	1	WALL	+ 36"	BANQUET CASE	4.183
2	7.5 A	120	1	WALL	+ 48"	CONVENIENCE OUTLET	
3	7.5 A	120	1	CLG.	STUB DN	CONVENIENCE OUTLET	DROP CORD
4	20.0 A	120	1	WALL	+ 72"	SODA SYSTEM	4.311
5	11.5 A	120	1	CLG.	+ 84"	BEER SYSTEM UNIT	4.186
	3.5 A	120	1			AIR BLENDER	
6	3.4 A	120	1	CLG.	STUB DN	CSR LIGHTS	4.186
	2.0 A	120	1			VIEW POINT	WALK-IN REFRIGERATOR
	3.5 A	120	1			EVAPORATOR COIL	SEE DETAIL
7	7.5 A	120	1	WALL	+ 84"	BEACH-IN REFRIGERATOR	4.301
8	3.0 A	120	1	WALL	+ 48"	COFFEE DISPENSER	4.198
9						SPARE NUMBER	
10						SPARE NUMBER	
11	500 W	120	1	WALL	+ 48"	CASH REGISTER	4.210
12	2.0 A	120	1	WALL	+ 12"	BACKBAR REFRIGERATOR	4.306
13	20.0 A	120	1	WALL	+ 48"	FRZ. COCKTAIL MACHINE	4.308
14	6.0 A	120	1	WALL	+ 12"	BAR BLENDER	4.306
	2.0 A	120	1			BAR MIXER	4.306
15	2.0 A	120	1	WALL	+ 12"	SODA GUN (SODA SYS)	4.311
	1/2 HP	120	1			CARBONATOR (SODA SYS)	4.311
16	20.0 A	120	1	WALL	+ 12"	POWER STRIP	4.303
17	18.3 A	120/208	3	FUR.	STUB UP	BOTH SYSTEM	4.187

BALLROOM LEVEL PANTRY/BAR POWER PLAN



ELECTRICAL SCHEDULE							
NO.	POWER	VOLTS	PH.	LOCN	HT.	CONNECT TO	ITEM REMARKS
1	3.4 A	120	1	CLG.	STUB DN	(2) LIGHTS	2.008
	2.0 A					VIEWPORT	SEE DETAIL p.03 & p.04
	4.2 A					DOOR HEATER	
	5.4 A					EVAPORATOR COIL	
2	7.2 A	120	1	WALL	+ 12"	CONVENIENCE OUTLET	
3	7.2 A	120	1	WALL	+ 48"	CONVENIENCE OUTLET	

INTERMEDIATE LEVEL COMMISSARY (EAST) POWER PLAN



# Hawai'i Convention Center

Convention Center Authority  
Honolulu, HI

Wimberly Allison Tong & Goo, Inc.  
Honolulu, HI

in association with


Loeschky Marquardt & Neshom  
Seattle, WA

NORDIC / PCL  
A Joint Venture  
Honolulu, HI

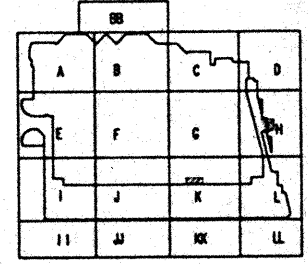
Consultants

## Syska & Hennessy

ENGINEERS  
1800 West Olympic Blvd., Los Angeles, CA 90064  
Telephone (213) 210-0800 Fax (213) 470-7400



LUDVIK ELECTRIC  
7500 S. BROADWAY  
DENVER, COLORADO 80231  
(303) 751-1600



Revisions

12/15/96 FINAL DOCUMENTS  
10/17/96 OCTOBER COORDINATION  
9/15/96 BUILDING PERMIT SET

Sheet Title

BALLROOM / TERRACE  
LEVEL PANTRY/BAR AND  
INTERMEDIATE LEVEL  
COMMISSARY (EAST)  
POWER

Designed MBG/TB/VV

Drawn MBG/TB/VV

Checked N/A/N


Date 9/15/96

Job No. 90308.023

Sheet No.

EK3.7

CAD File: p:\proj\ec2\elec\EK3.TPDM



# Hawai'i Convention Center

Convention Center Authority  
Honolulu, HI

Wimberly Allison Tong & Goo, Inc.  
Honolulu, HI

In association with

Loschky Marquardt & Nesholm  
Seattle, WA

NORDIC / PCL  
A Joint Venture  
Honolulu, HI

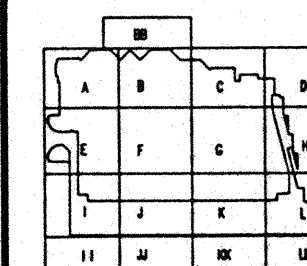
Consultants

## Syska & Hennessy

ENGINEERS  
1900 West Olympic Blvd., Los Angeles, CA 90004  
Telephone: (310) 291-0200 Fax: (310) 470-7400



LUDVIK  
ELECTRIC  
2000 S. SHOSHONE  
ENGLEWOOD, COLORADO  
80110  
(303) - 781-9601



Revisions

No.	Date	By	Description
12/15/95			FINAL DOCUMENTS
11/17/95			OCTOBER COORDINATION
8/15/95			BUILDING PERMIT SET
4/17/95			ISSUED FOR FOUNDATION PERMIT

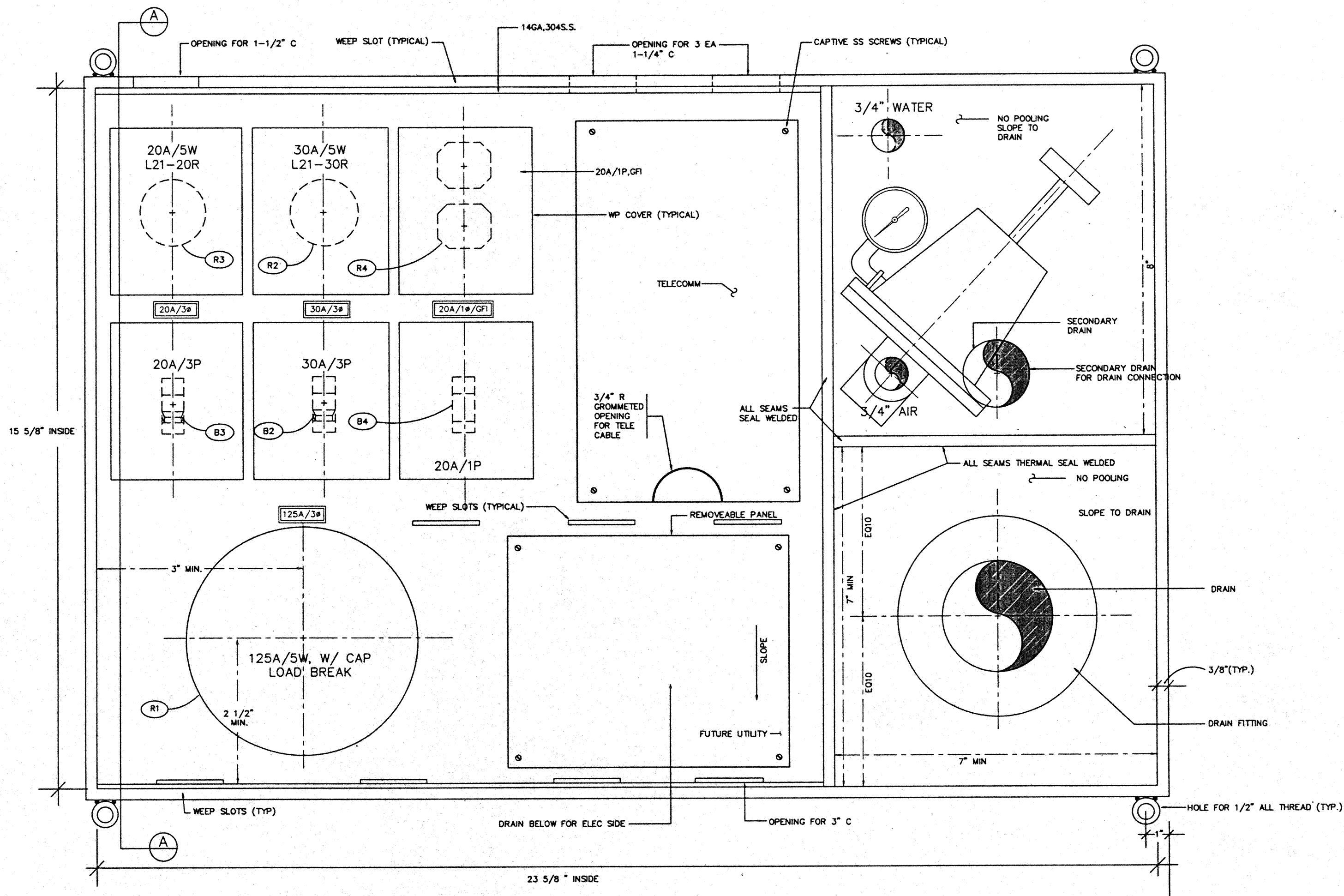
Sheet Title

SPECIAL OUTLETS  
FLOOR BOX PLAN  
TYPE 'A'

Designed	MBG/TTS/VV
Drawn	MBG/TTS/VV
Checked	N/A/N
Date	8/15/95
Job No.	85036.02.0
Sheet No.	

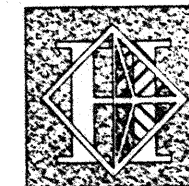
E.4.1

CAD File: p:\proj\ec2\elec\HC2E501A



### NOTES:

- COORDINATE CONDUIT OPENING SIZES WITH CONDUITS USED
- LENGTH OF WEEP SLOTS BY CONTRACTOR



# Hawai'i Convention Center

Convention Center Authority  
Honolulu, HI

Wimberly Allison Tong & Goo, Inc.  
Honolulu, HI

In association with

Loschky Marquardt & Nesholm  
Seattle, WA

NORDIC / PCL  
A Joint Venture  
Honolulu, HI

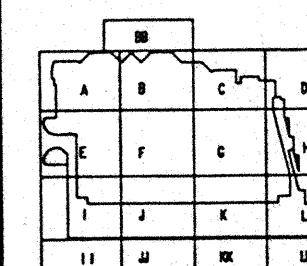
Consultants

**Syska & Hennessy**  
ENGINEERS

1900 West Olympic Blvd., Los Angeles, CA 90004  
Telephone (213) 213-0000 Fax (213) 475-7000



2000 S. SHOSHONE  
ENGLEWOOD, COLORADO  
80110  
(303) - 781-9401



### Revisions

No.	Date	Description
12/15/95		FINAL DOCUMENTS
10/17/95		OCTOBER COORDINATION
8/15/95		BUILDING PERMIT SET
4/17/95		ISSUED FOR FOUNDATION PERMIT

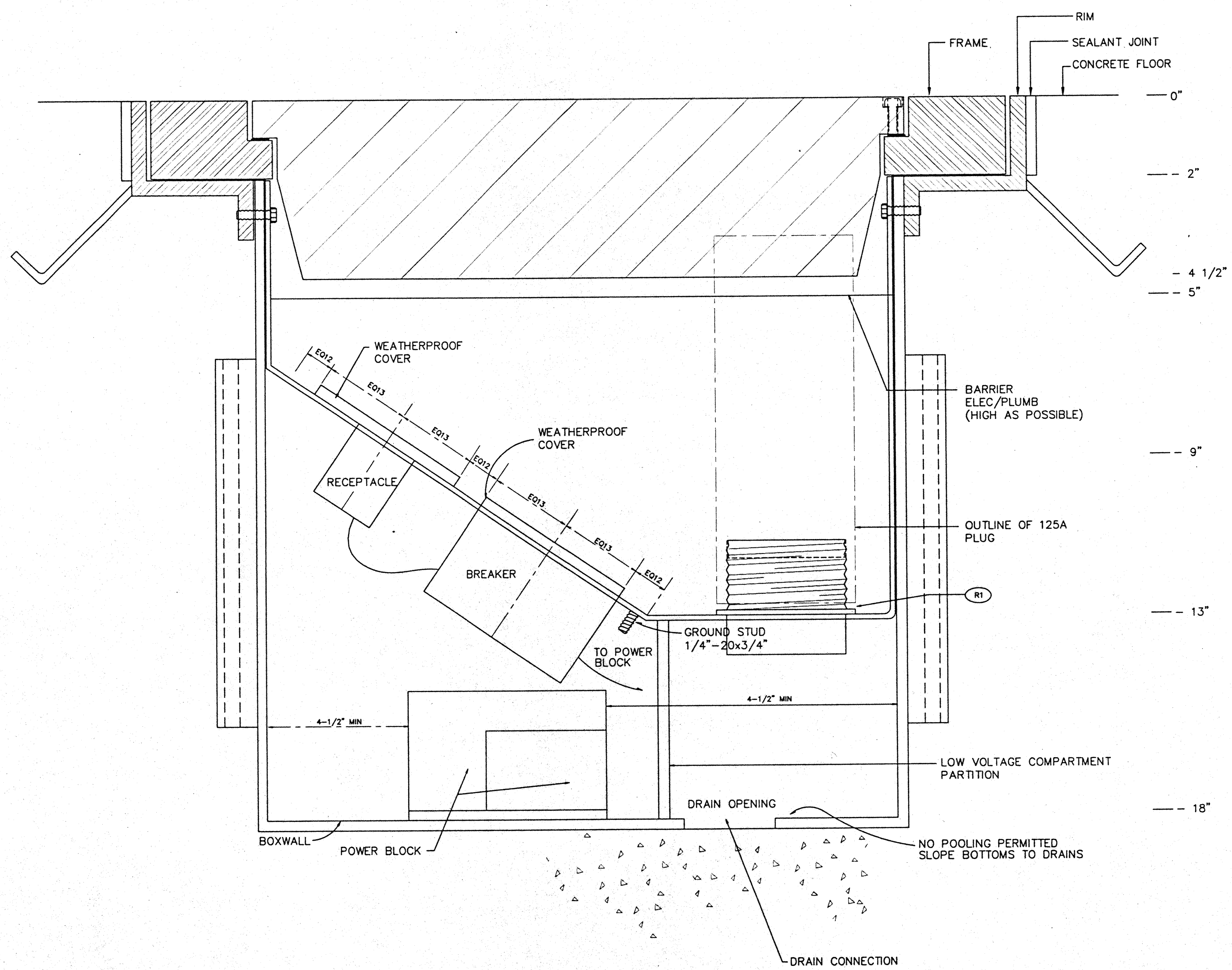
### Sheet Title

**SPECIAL OUTLETS  
FLOOR BOX SECTION  
TYPE 'A'**


Designed	MM/DT/TS/VV
Drawn	MM/DT/TS/VV
Checked	N/AM
Date	9/15/95
Job No.	95030.023
Sheet No.	

**E4.2**

CAD File: p:\proj\h2\elec\VC2E902A



**SECTION AA**  
(ELEV -6 & BELOW, ELEV -6 AND ABOVE THRU CENTER)



# Hawai'i Convention Center

Convention Center Authority  
Honolulu, HI

Wimberly Allison Tong & Goo, Inc.  
Honolulu, HI

In association with

Loschky Marquardt & Nesholm  
Seattle, WA

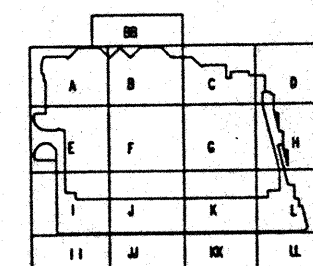
NORDIC / PCL  
A Joint Venture  
Honolulu, HI

Consultants

**Syska & Hennessy**  
ENGINEERS  
1900 West Olympic Blvd., Los Angeles, CA 90004  
Telephone: (213) 724-0000 Fax: (213) 475-7400



LUDVIK  
ELECTRIC  
2900 S. SHOSHONE  
DINGLEWOOD, COLORADO  
80110  
(303) - 781-9601



### Revisions

No.	Date	By	Description
12/15/95			FINAL DOCUMENTS
10/17/95			OCTOBER COORDINATION
8/15/95			BUILDING PERMIT SET
4/17/95			ISSUED FOR FOUNDATION PERMIT

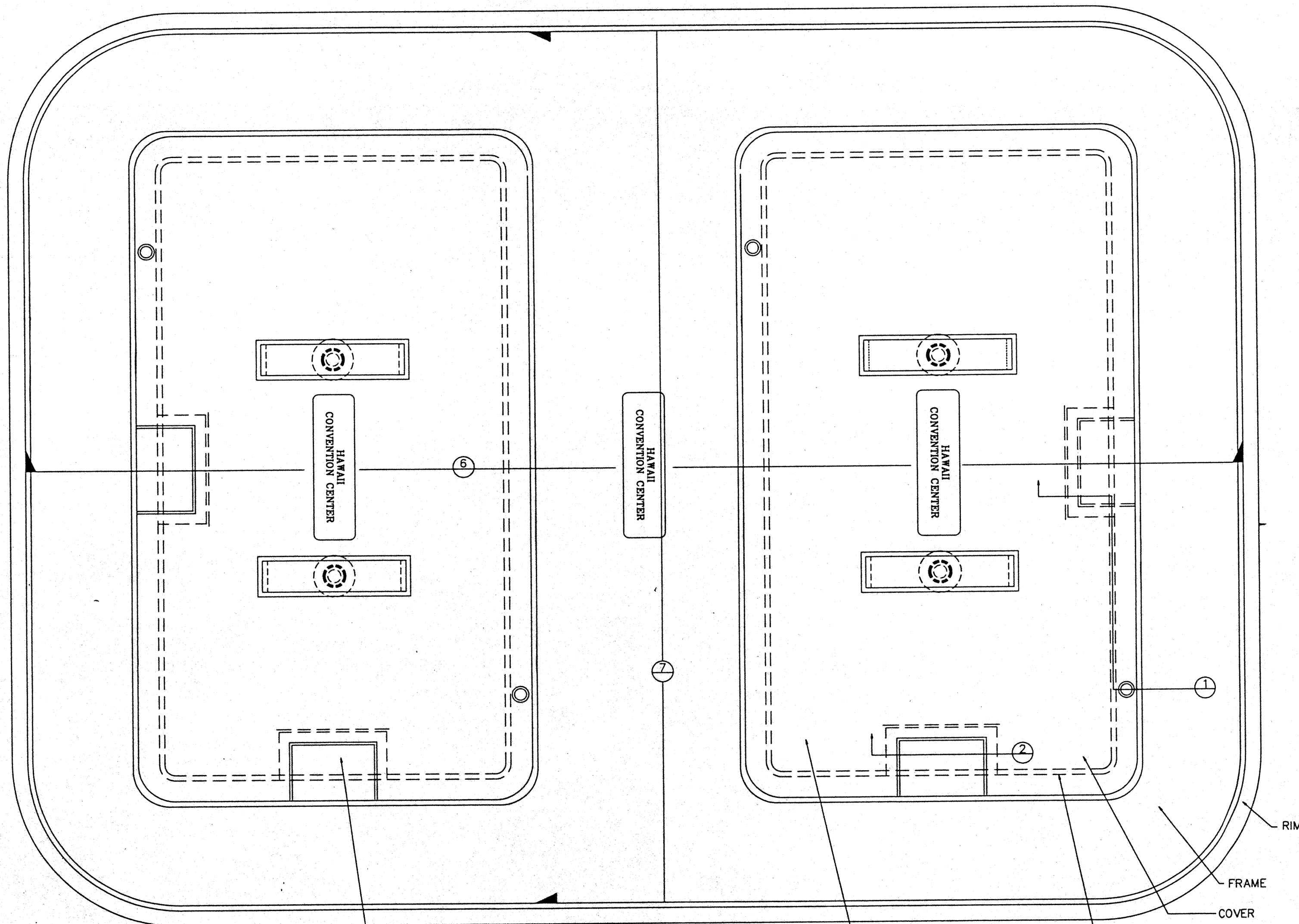
### Sheet Title

**SPECIAL OUTLETS  
FLOOR BOX COVER  
TYPE 'A'**

Designed	MB/OT/TS/VV
Drawn	MB/OT/TS/VV
Checked	NMM
Date	8/15/95
Job No.	93036.023
Sheet No.	

E4.3

CAD File: p:\prj\h2\elec\HC2E803A



CABLE ACCESS DOOR  
+ 1-1/2 x 1-3/4  
CLEAR OPENING (TYP)

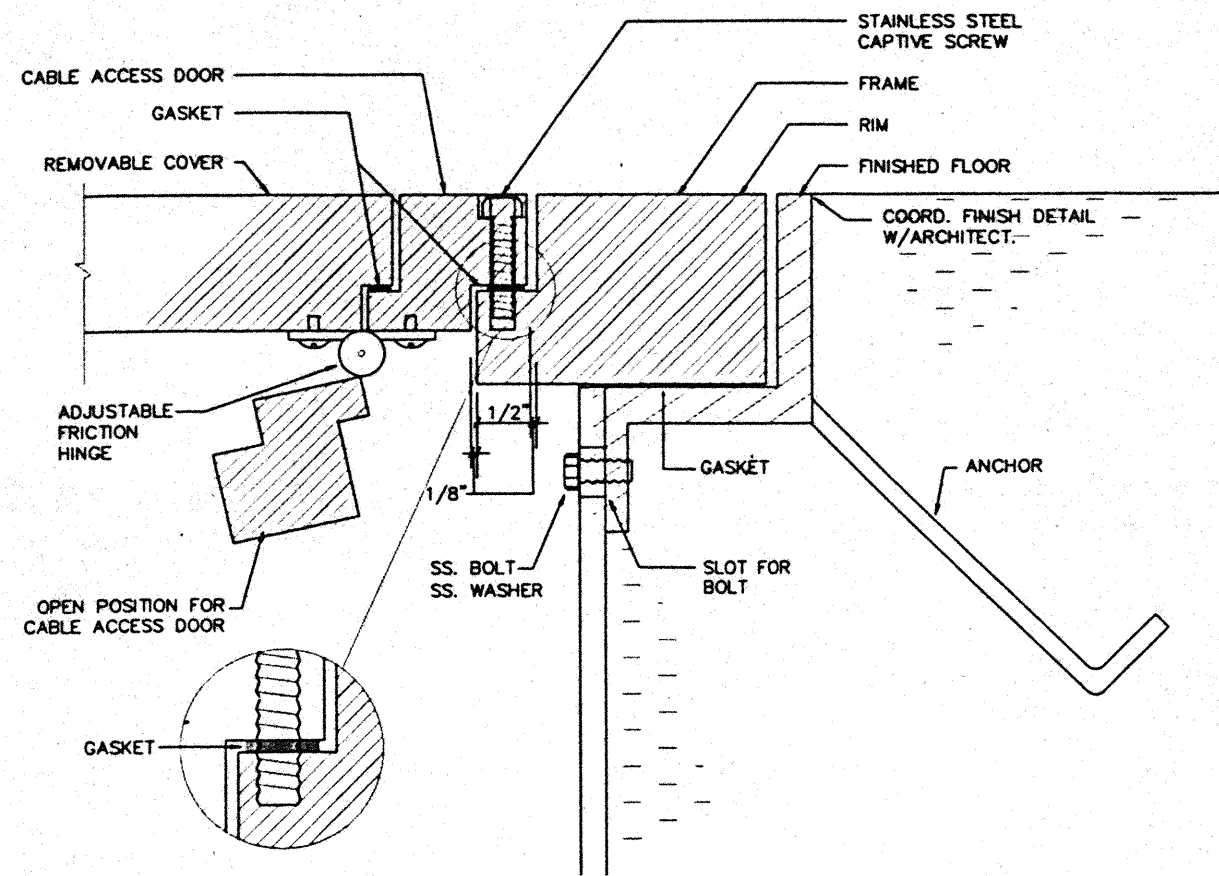
COVER

OPENING INTO BOX

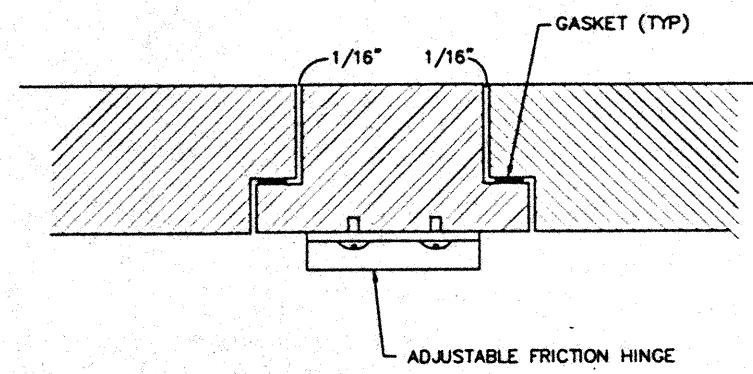
FRAME

COVER

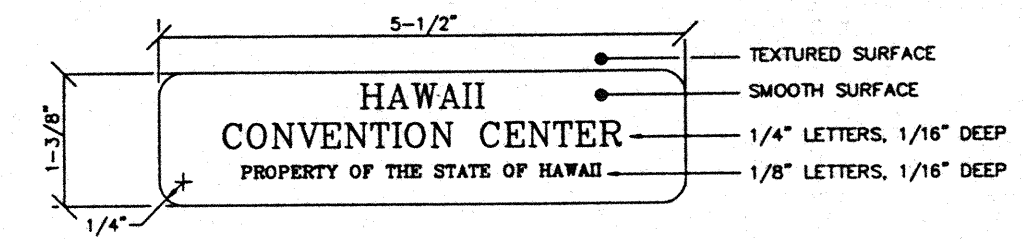
RIM



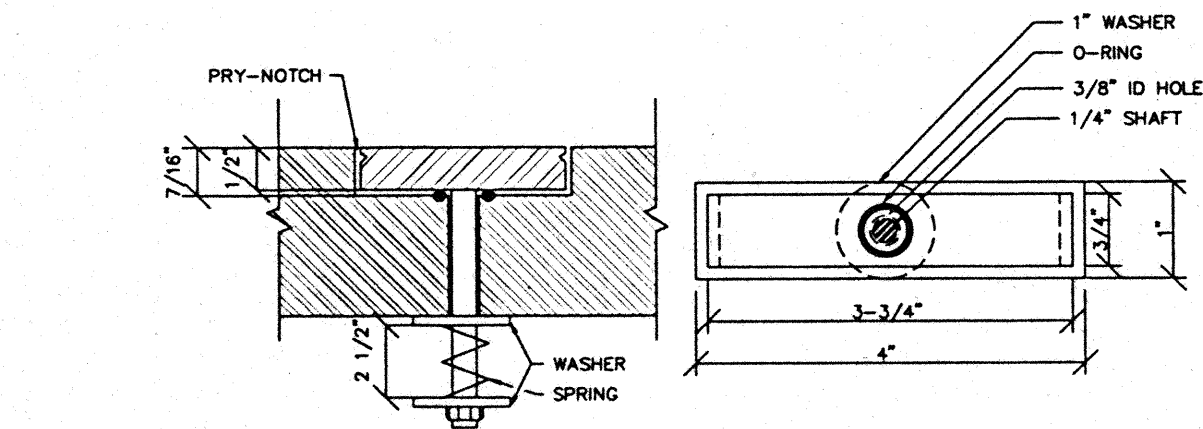
1 RIM/FRAME/COVER DETAIL



2 SECTION THRU ACCESS DOOR



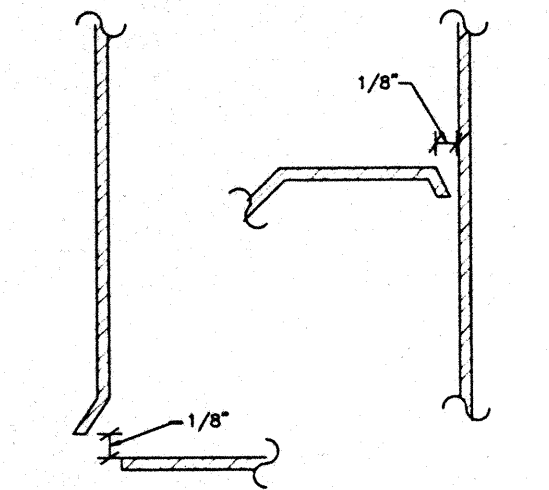
3 OWNERSHIP NAMEPLATE DETAIL



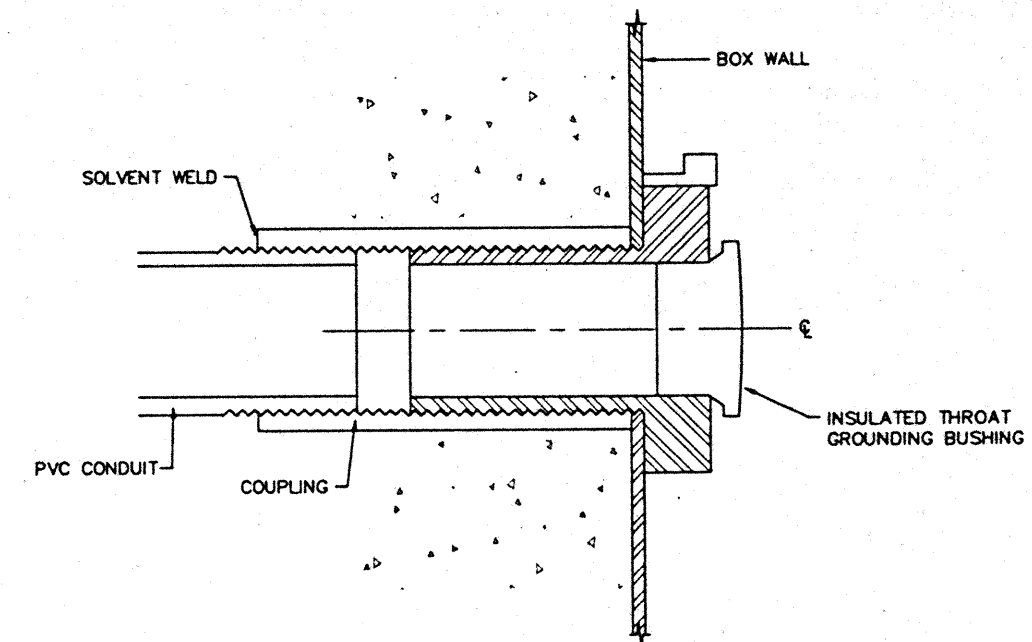
SECTION PLAN

NOTE: SHAFT HOLE AND SPRING TO ALLOW LIFTING OF HANDLE WITHOUT TOOLS.

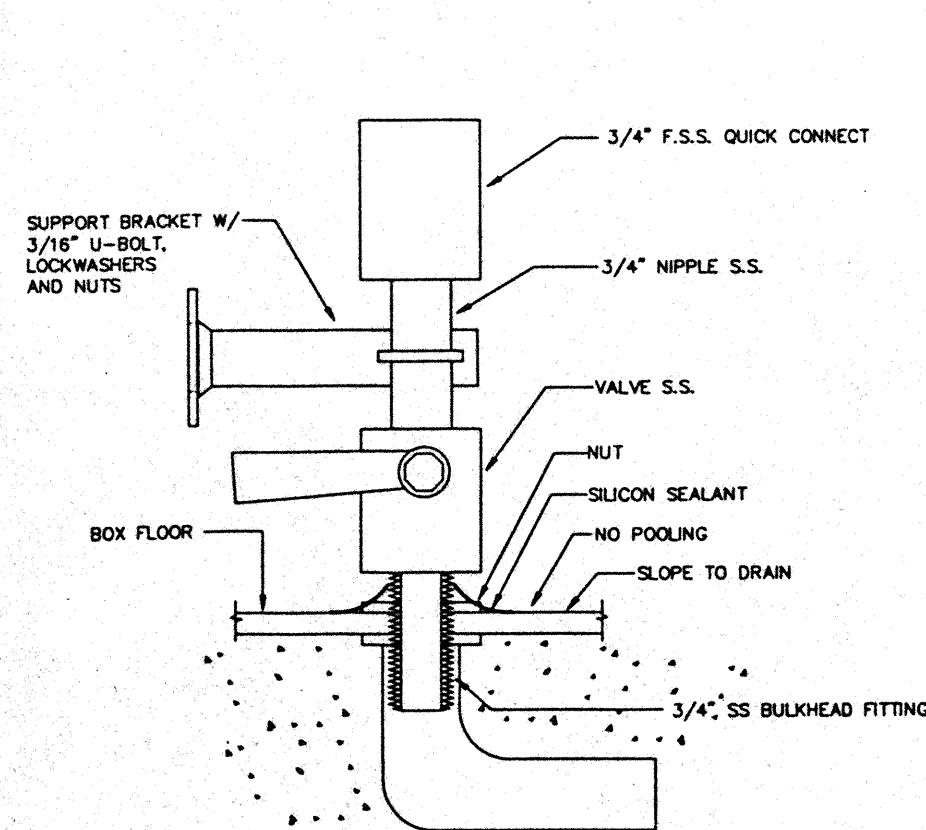
4 RETRACTING LIFT HANDLES



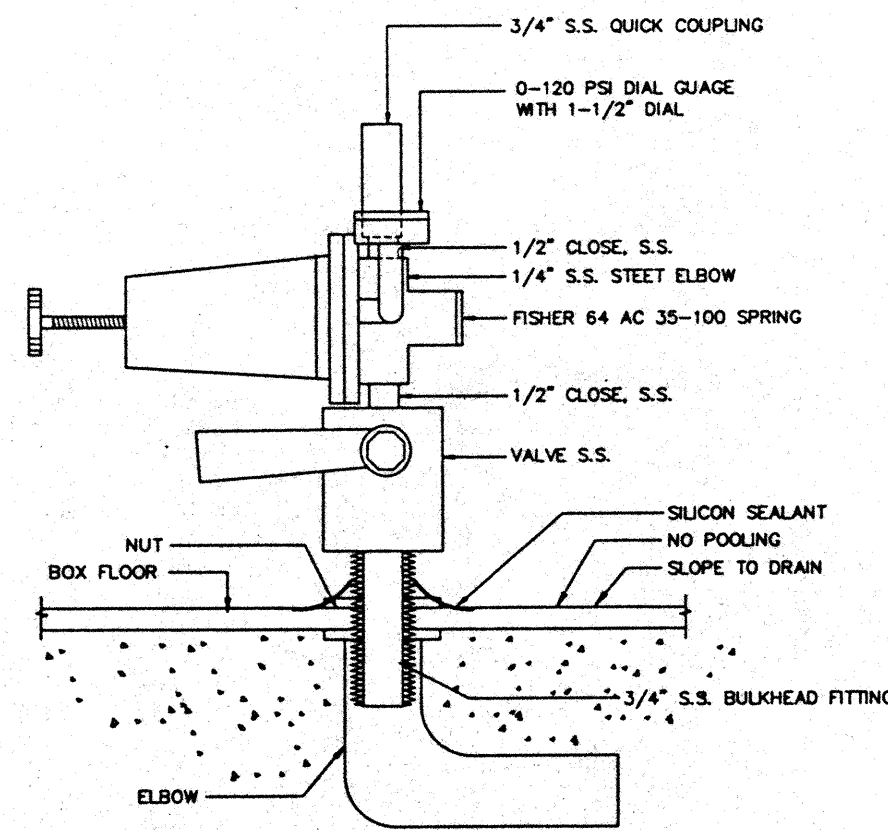
5 WEEP SLOTS



6 CONDUIT CONNECTION

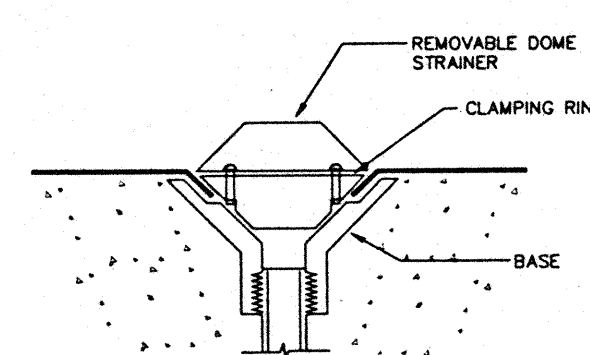


7 WATER CONNECTION

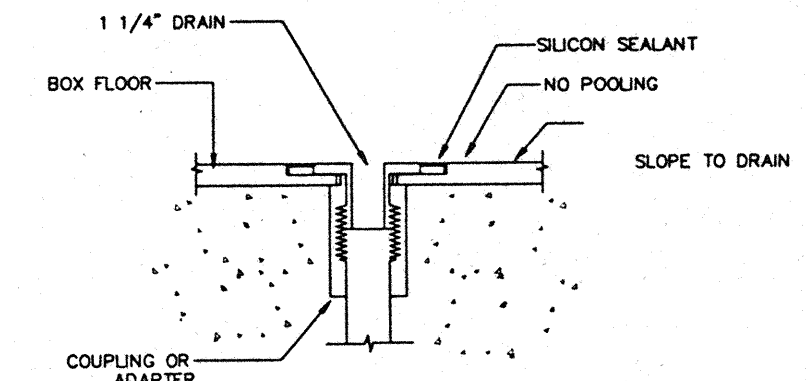


8 AIR CONNECTION

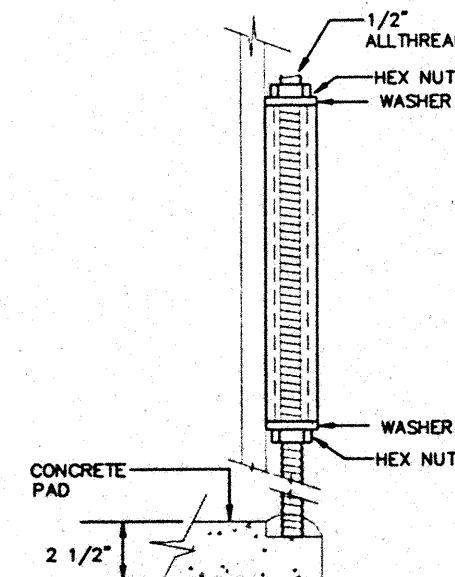
NOTE: PROVIDE SUPPORT BRACKET (NOT SHOWN)



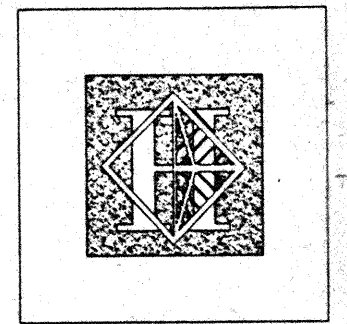
9 DRAIN CONNECTION



10 SECONDARY AND ELECTRICAL DRAIN CONNECTION



11 LEVELING JACK



# Hawai'i Convention Center

Convention Center Authority  
Honolulu, HI

Winberly Allison Tong & Goo, Inc.  
Honolulu, HI

in association with


Loachky Marquardt & Neshom  
Seattle, WA

NORDIC / PCL  
A Joint Venture  
Honolulu, HI

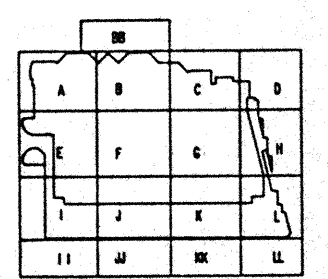
Consultants

Syska & Hennessy  
ENGINEERS

18000 West Olympic Blvd., Los Angeles, CA 90046  
Telephone (818) 215-2500 Fax (818) 478-7400



**LE**  
**LUDVIK**  
**ELECTRIC**  
2900 S. 9405th  
DINGLEWOOD, COLORADO  
80110  
(303) - 781-9601



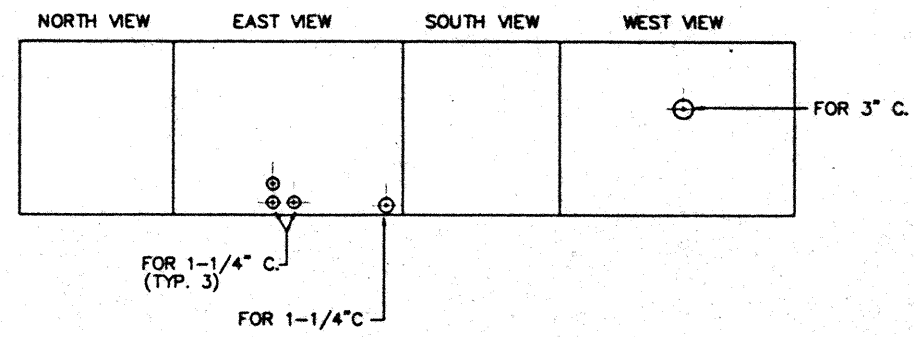
Revisions

No.	Date	By	Description
12/15/95			FINAL DOCUMENTS
10/17/95			OCTOBER COORDINATION
9/15/95			BUILDING PERMIT SET
4/7/95			ISSUED FOR FOUNDATION PERMIT

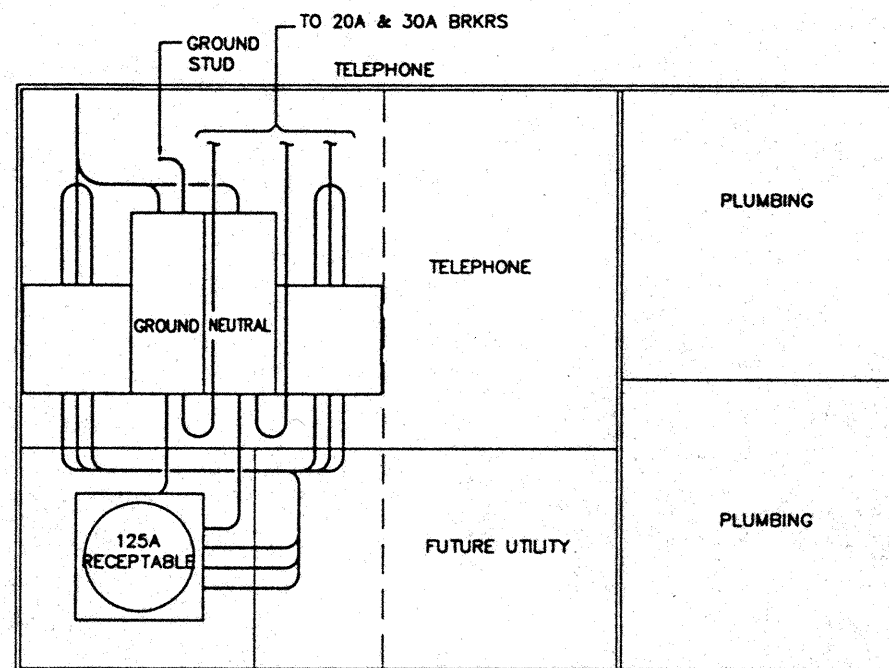
Sheet Title

## SPECIAL OUTLETS FLOOR BOX DETAILS

Designed	MB/DT/BS/VV
Drawn	MB/DT/BS/VV
Checked	N/AN
Date	9/15/95
Job No.	95036.023
Sheet No.	E4.4

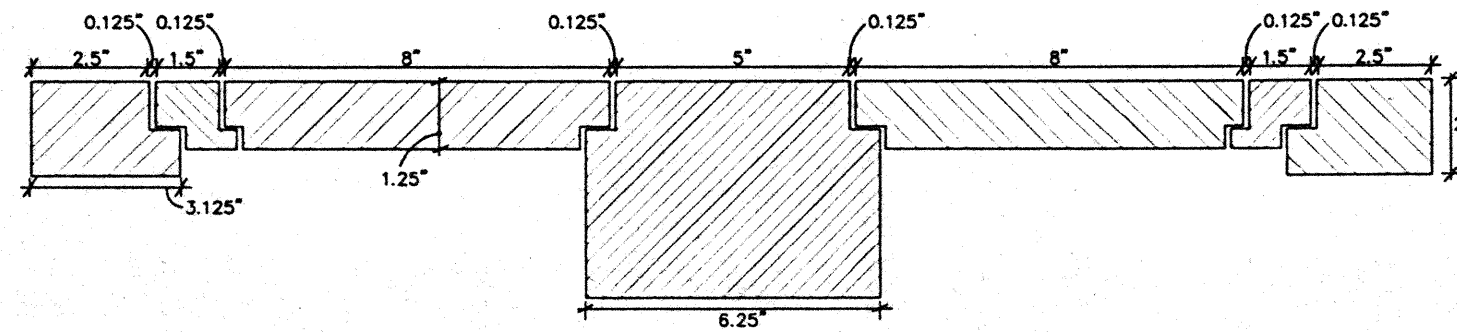


CONDUIT OPENINGS  
(UNFOLDED BOX)

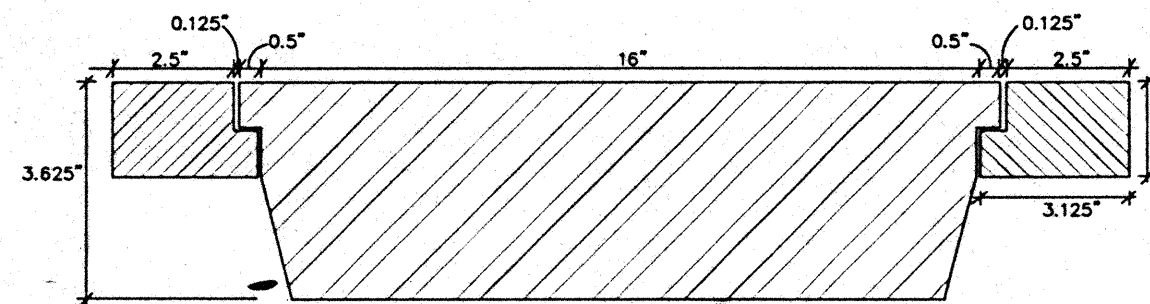


NOTE:  
NEUTRAL, GROUND AND PHASE CONDUCTORS FOR 20A & 30A CIRCUITS NOT SHOWN FOR CLARITY

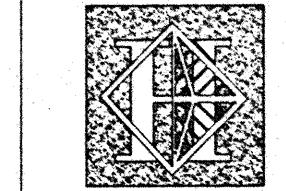
WIRE DRESS



COVER ASSY SECTION - TRANSVERSE



COVER ASSEMBLY SECTION - LONGITUDINAL



# Hawai'i Convention Center

Convention Center Authority  
Honolulu, HI


Wimberly Allison Tong & Goo, Inc.  
Honolulu, HI

In association with  
Loschky Marquardt & Nesholm  
Seattle, WA

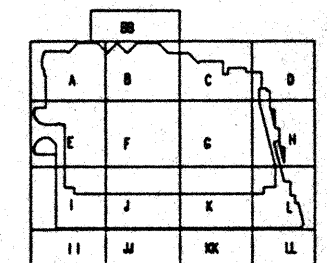
NORDIC / PCL  
A Joint Venture  
Honolulu, HI

Consultants

**Syska & Hennessy**  
**ENGINEERS**  
1900 West Olympic Blvd., Los Angeles, CA 90046  
Telephone: (213) 620-2000 Fax: (213) 678-7000



**HE**  
**LUDVIK**  
**ELECTRIC**  
2900 S. SHORELINE  
ENCL. ROAD, COLLEEN, HI 96110  
(303) - 781-9601



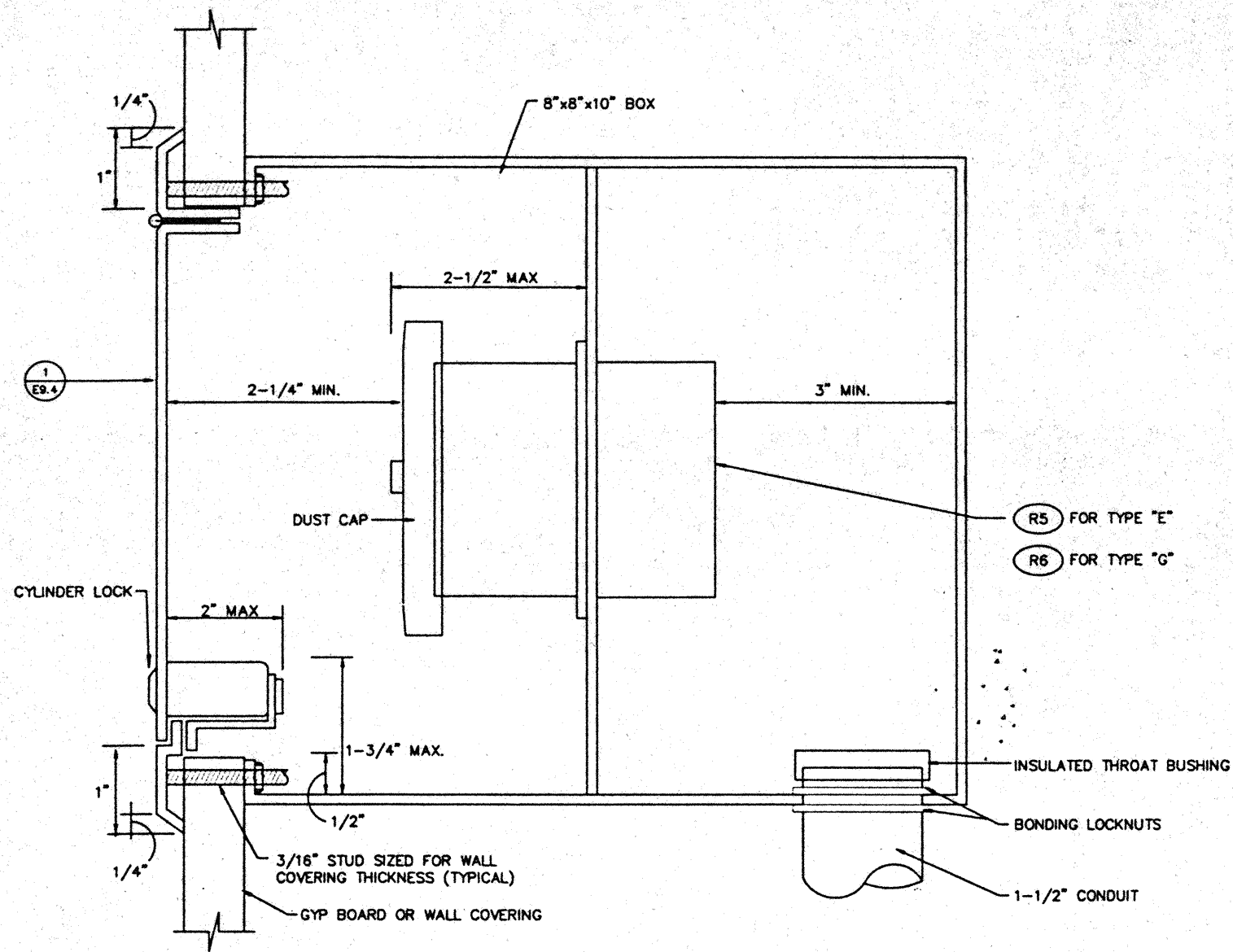
Revisions

No.	Date	By	Description
12/16/95			FINAL DOCUMENTS
11/17/95			OCTOBER COORDINATION
9/15/95			BUILDING PERMIT SET
4/17/95			ISSUED FOR FOUNDATION PERMIT

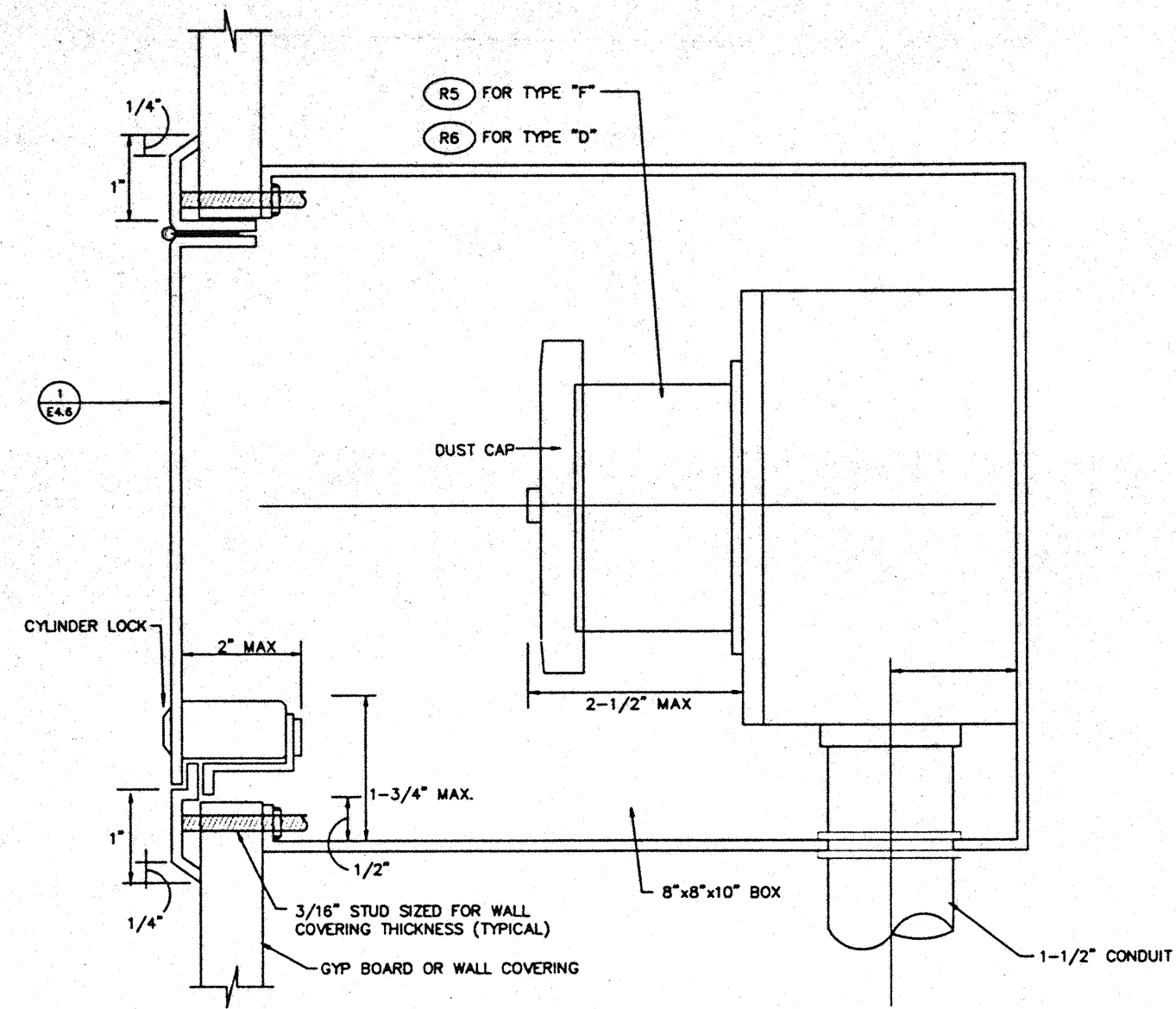
Sheet Title

**SPECIAL OUTLETS  
FLOOR BOX DETAILS**

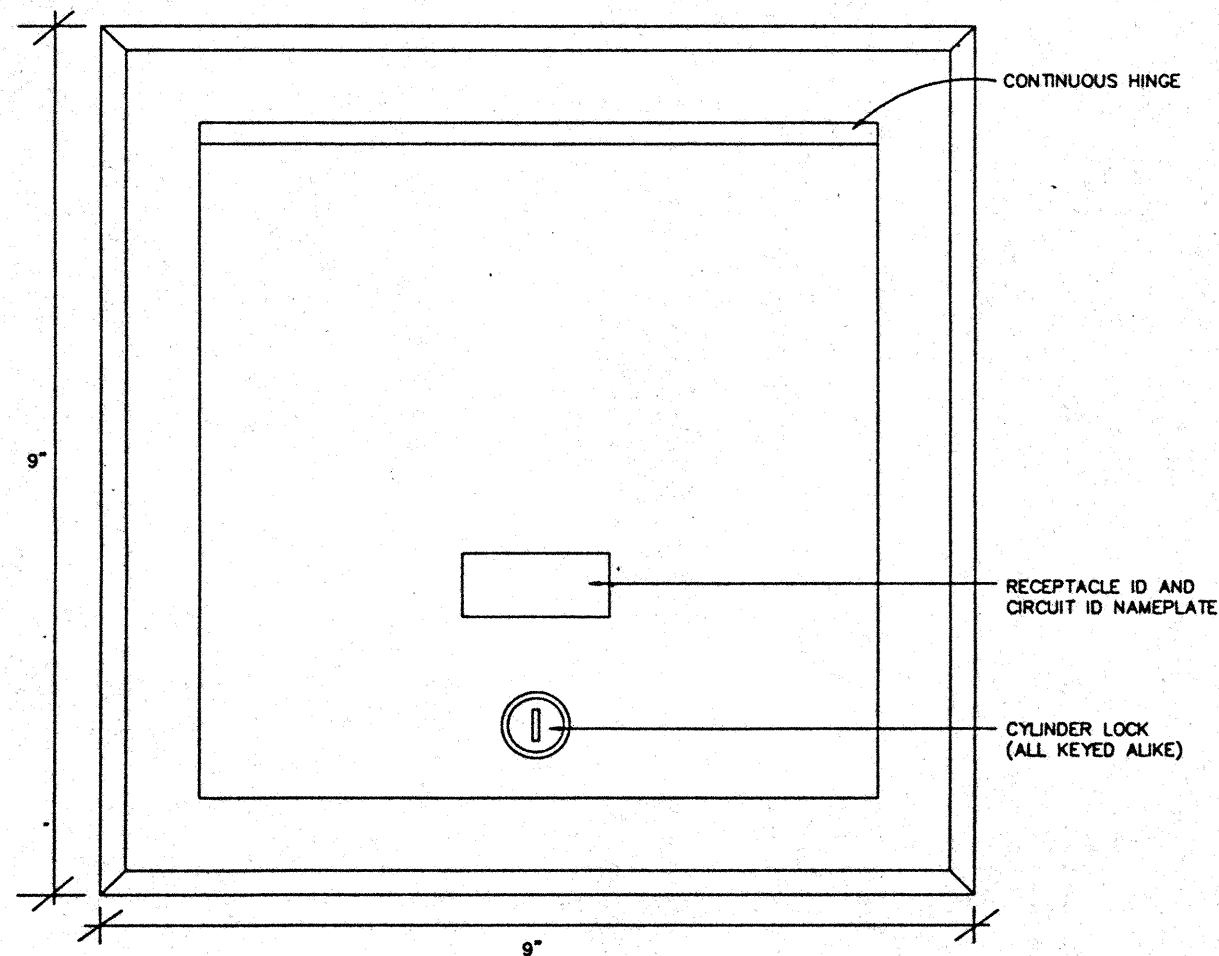
Designed	MM/DT/TS/VV
Drawn	MM/DT/TS/VV
Checked	MM/DT/TS/VV
Date	9/15/95
Job No.	89038.02.3
Sheet No.	E4.5



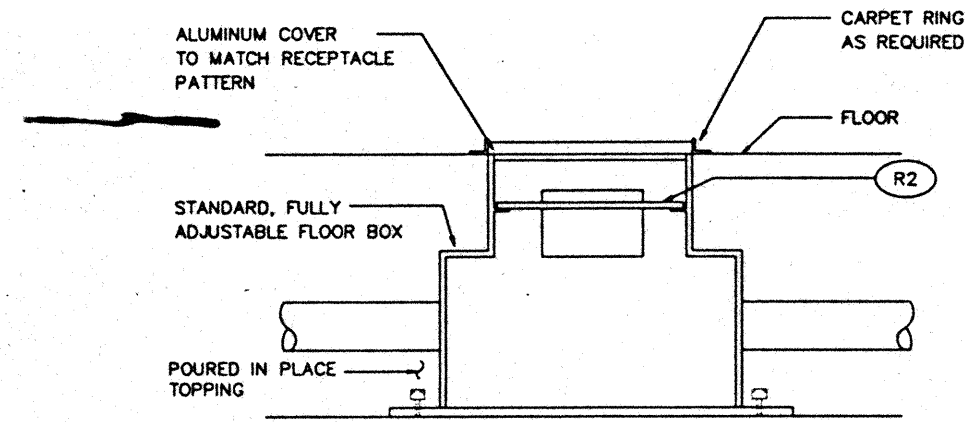
TYPE "E", "G"



TYPE "D", "F" - WEATHERPROOF

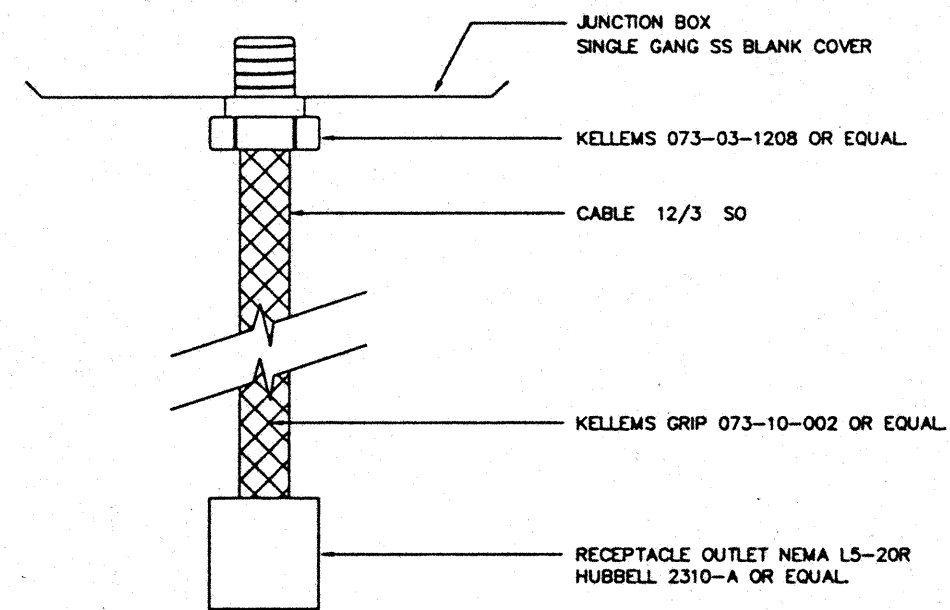


FRONT VIEW OF TYPE D,E,F,G, COVER

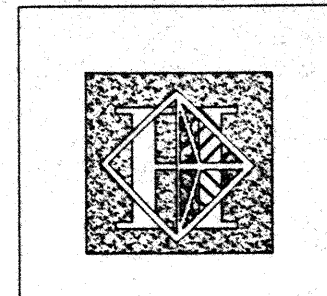


TYPE "H", "I", "J"

NOTE:  
 1. FOR SECOND GANG SEE:  
 TYPE H - TELE  
 TYPE I - A/V  
 2. FOR TYPE J - SEE A/V  
 FOR BOTH GANGS



DROP CORD OUTLET DETAIL



# Hawai'i Convention Center

Convention Center Authority  
Honolulu, HI

Wimberly Allison Tong & Goo, Inc.  
Honolulu, HI

in association with

Loechky Marquardt & Nesholm  
Seattle, WA

NORDIC / PCL  
A Joint Venture  
Honolulu, HI

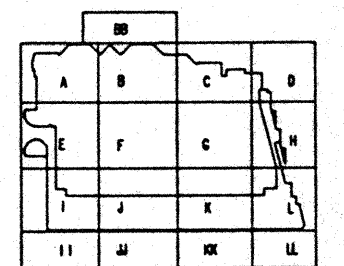
Consultants

Syska & Hennessy  
ENGINEERS

1800 West Olympic Blvd., Los Angeles, CA 90044  
Telephone (213) 276-8800 Fax (213) 478-7800



LUDVIK ELECTRIC  
7500 S. SHOSHONE  
BOLSHOOD COLORADO  
80502  
(303) 781-1628



Revisions


No.	Date	By	Description
12/15/95			FINAL DOCUMENTS
10/17/95			OCTOBER COORDINATION
8/15/95			BUILDING PERMIT SET

Sheet Title

SPECIAL OUTLETS  
TYPES D,E,F,G,H,I,J AND  
DROP-CORD OUTLET

Designed	MB/DT/TS/VV
Drawn	MB/DT/TS/VV
Checked	M/NN
Date	8/15/95
Job No.	93038.029
Sheet No.	

E4.6



# Hawai'i Convention Center

Convention Center Authority  
Honolulu, HI

Wimberly Allison Tong & Goo, Inc.  
Honolulu, HI

In association with

Loschky Marquardt & Neeshom  
Seattle, WA

NORDIC / PCL  
A Joint Venture  
Honolulu, HI

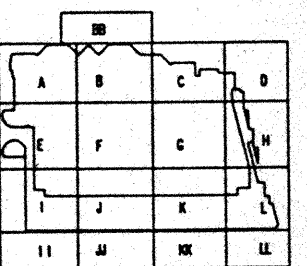
Consultants

Syska & Hennessy  
ENGINEERS

1900 West Olympic Blvd., Los Angeles, CA 90006  
Telephone: (213) 276-0000 Fax: (213) 472-7000



3900 S. SHORELINE  
DREXEL AVE., COVINGTON, LA 70040  
(504) 833-1100



Revisions

No.	Date	By	Description
12/15/95			FINAL DOCUMENTS
10/17/95			OCTOBER COORDINATION
9/15/95			BUILDING PERMIT SET
4/17/95			ISSUED FOR FOUNDATION PERMIT

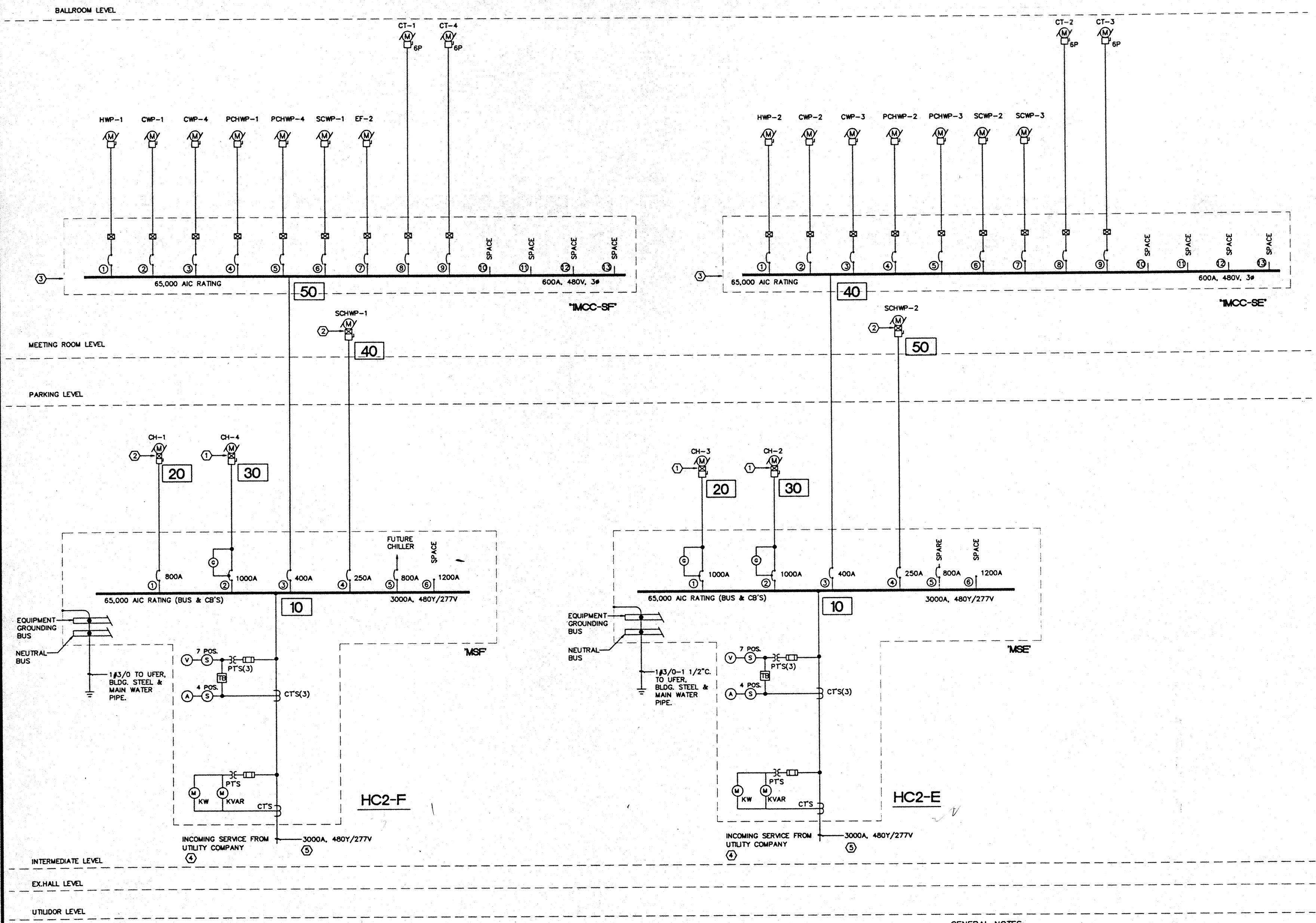
Sheet Title

ONE LINE DIAGRAM  
CENTRAL PLANT

Designed	MB/07/18/95
Drawn	MB/07/18/95
Checked	N/98
Date	9/15/95
Job No.	93038.029
Sheet No.	

E 51

CAD File: p:\proj\c2\elec\HC2E101B



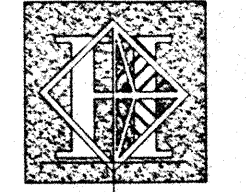
### SPECIFIC NOTES:

- ① CHILLER STARTER FURNISHED UNDER DIV. 15.
- ② VARIABLE FREQUENCY DRIVE (VFD) CABINET FURNISHED UNDER DIV. 15.
- ③ REFER TO "IMCC-SE" AND "IMCC-SF" SCHEDULES FOR CB, STARTERS & WIRING SIZES.
- ④ AVAILABLE SHORT CIRCUIT IS 52,000 AMPS (RMS SYM.)
- ⑤ 8 (4-500 MCM IN 3 1/2" C) CU OR 8 (4-750 MCM IN 3 1/2" C) AL (STABILLOY)

### GENERAL NOTES:

1. ONE LINE DIAGRAMS (DWG. E5.1 THROUGH E5.5) INDICATE CB'S TRIP SIZES.
2. REFER TO SWITCHBOARD'S SCHEDULES FOR CB'S FRAME SIZES AND WIRES & CONDUIT SIZES.
3. FEEDER LENGTHS ON SWITCHBOARD SCHEDULES SHALL BE FIELD VERIFIED AND MAY AFFECT WIRING SIZES, BASED ON VOLTAGE DROP CALCS.
4. ALL FEEDERS ON SWITCHBOARDS, MCC'S & DISTRIBUTION PANELS SHALL BE ACCESSIBLE FOR CLAMP-ON METERING.
5. IN CASE OF POWER OUTAGE ELEVATOR CONTROLS SHALL SHUT OFF ONE ELEVATOR IN BANK OF #4 & #5 AND ONE ELEVATOR IN BANK OF #6 & #7; ALL REMAINING ELEVATORS (TOTAL OF 7 AT A TIME) WILL CONTINUE TO OPERATE ON EMERGENCY POWER.





# Hawai'i Convention Center

Convention Center Authority  
Honolulu, HI

Wimberly Allison Tong & Goo, Inc.  
Honolulu, HI

In association with

Loschky Marquardt & Neshom  
Seattle, WA

NORDIC / PCL  
A Joint Venture  
Honolulu, HI

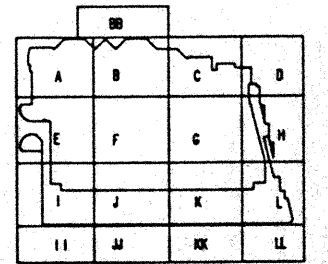
Consultants

## Syska & Hennessy

ENGINEERS  
1000 West Olympic Blvd., Los Angeles, CA 90064  
Telephone (213) 512-0000 Fax (213) 475-7400



2900 S. SHOSHONE  
ENGLEWOOD, COLORADO  
80110  
(303) - 781-9601



### Revisions

No.	Date	Description
12/15/95	12/15/95	FINAL DOCUMENTS
10/17/95	10/17/95	OCTOBER COORDINATION
9/15/95	9/15/95	BUILDING PERMIT SET
4/7/95	4/7/95	ISSUED FOR FOUNDATION PERMIT

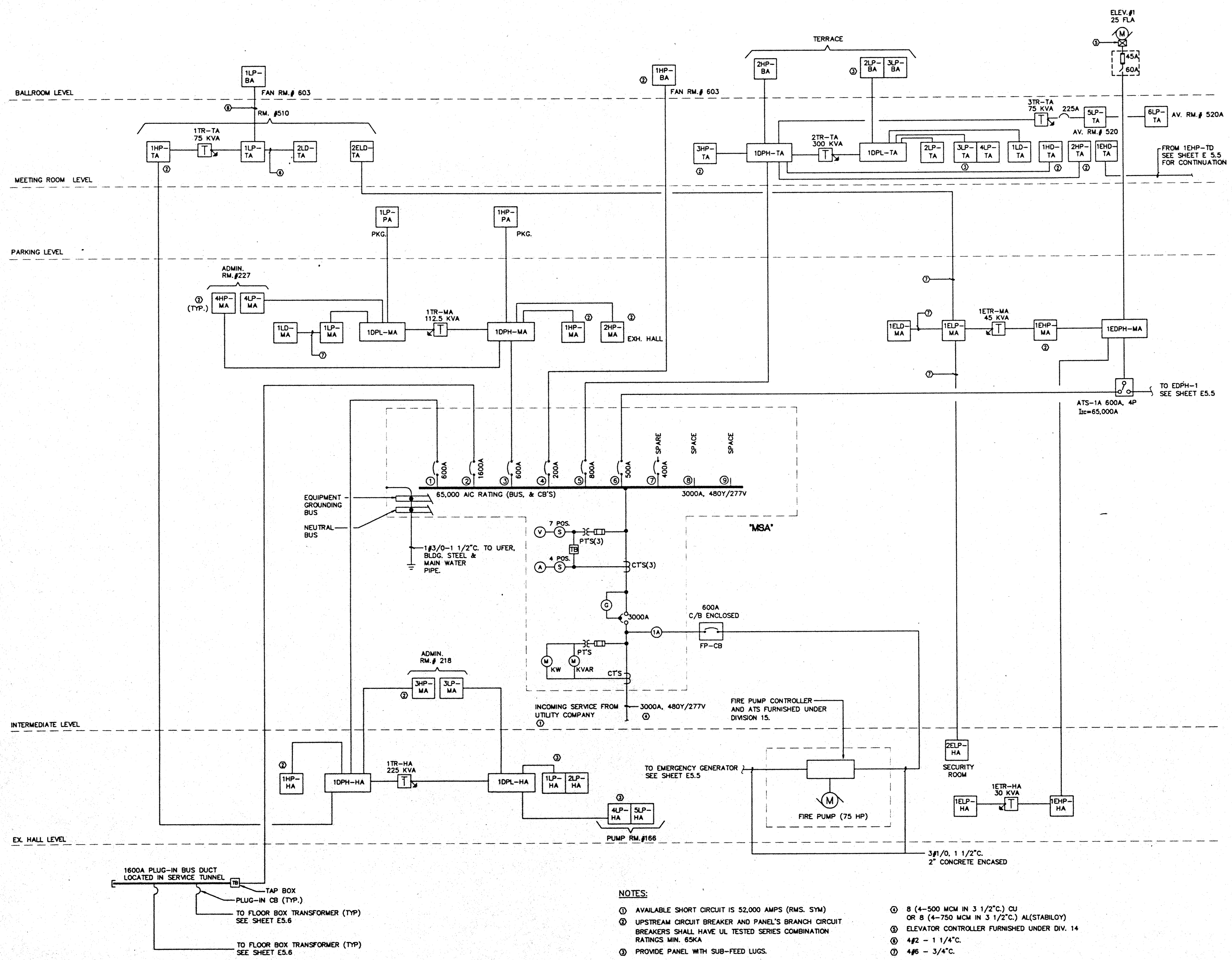
Sheet Title

### ONE LINE DIAGRAM NW QUADRANT "MSA"

Designed	MB/07/TS/VV
Drawn	MB/07/TS/VV
Checked	N/WH
Date	9/15/95
Job No.	95036.02.9
Sheet No.	

E 5.2

CAD File: p:\proj\h2\elec\HC2ET02A



### NOTES:

- ① AVAILABLE SHORT CIRCUIT IS 52,000 AMPS (RMS. SYM)
- ② UPSTREAM CIRCUIT BREAKER AND PANEL'S BRANCH CIRCUIT BREAKERS SHALL HAVE UL TESTED SERIES COMBINATION RATINGS MIN. 65KA
- ③ PROVIDE PANEL WITH SUB-FEED LUGS.
- ④ 8 (4-500 MCM IN 3 1/2" C.) CU OR 8 (4-750 MCM IN 3 1/2" C.) AL (STABILIZED)
- ⑤ ELEVATOR CONTROLLER FURNISHED UNDER DIV. 14
- ⑥ 4#2 - 1 1/4" C.
- ⑦ 4#6 - 3/4" C.


1600A PLUG-IN BUS DUCT LOCATED IN SERVICE TUNNEL

TAP BOX PLUG-IN CB (TYP.) TO FLOOR BOX TRANSFORMER (TYP.) SEE SHEET E5.6

TO FLOOR BOX TRANSFORMER (TYP.) SEE SHEET E5.6

UTILIDOR LEVEL





# Hawai'i Convention Center

Convention Center Authority  
Honolulu, HI

Wimberly Allison Tong & Goo, Inc.  
Honolulu, HI

in association with

Loschky Marquardt & Neshom  
Seattle, WA

NORDIC / PCL

A Joint Venture  
Honolulu, HI

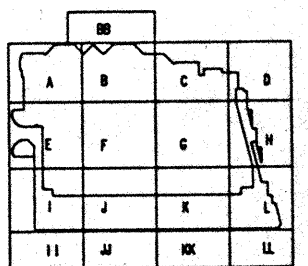
Consultants

## Syska & Hennessy

ENGINEERS  
1900 West Olympic Blvd., Los Angeles, CA 90004  
Telephone (818) 475-2200 Fax (818) 475-1000



2900 S. SHOSHONE  
DINGLEWOOD, COLORADO  
80110  
(303) - 781-9601



### Revisions

No.	Date	Description
1	12/16/95	FINAL DOCUMENTS
2	11/17/95	OCTOBER COORDINATION
3	9/16/95	BUILDING PERMIT SET
4	4/17/95	ISSUED FOR FOUNDATION PERMIT

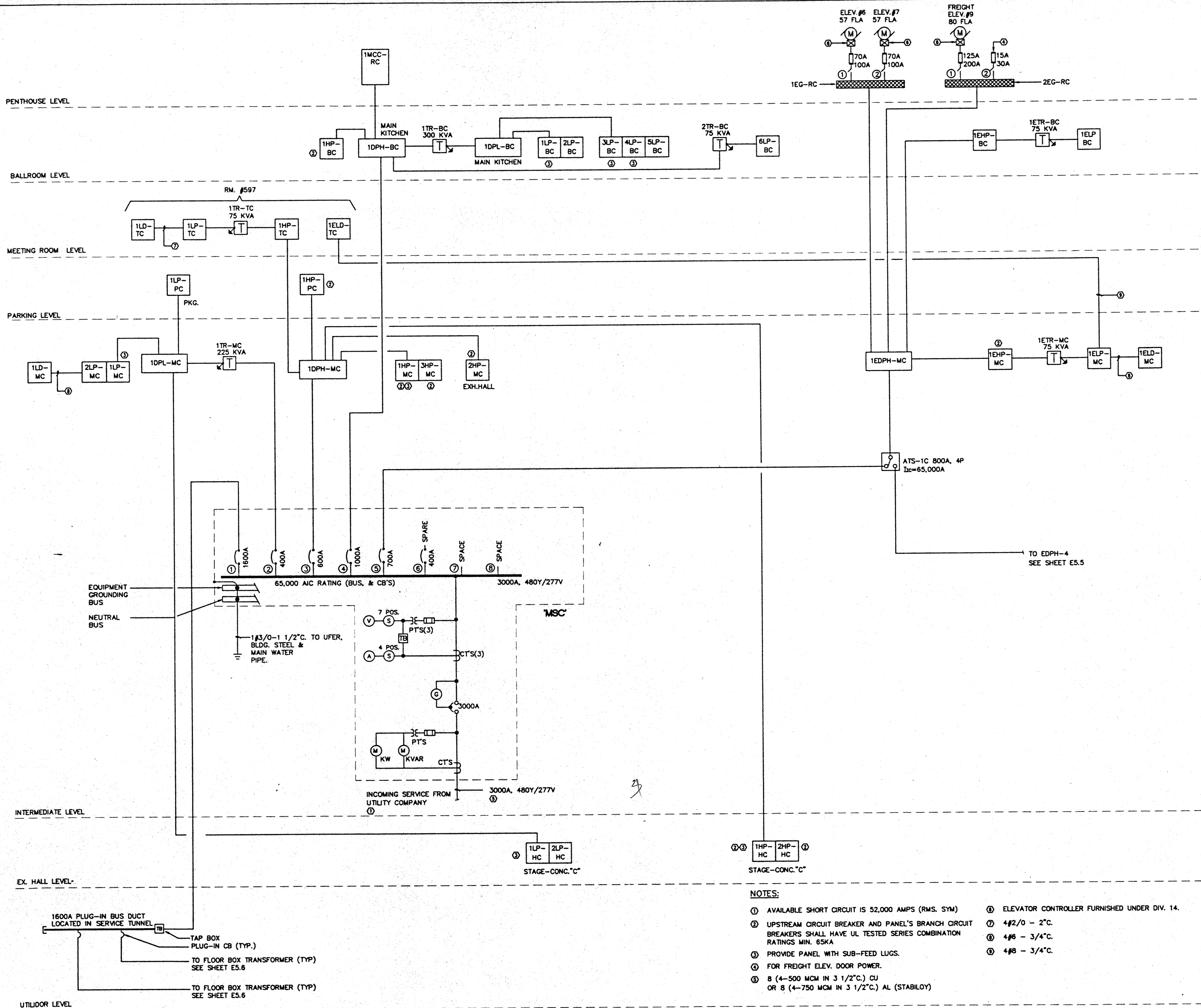
### Sheet Title

ONE LINE DIAGRAM  
SW QUADRANT "MSC"

Designed	MB/DT/TS/VV
Drawn	MB/DT/TS/VV
Checked	M/W
Date	8/15/95
Job No.	93090029


Sheet No.

E 5.4



### NOTES:

- ① AVAILABLE SHORT CIRCUIT IS 52,000 AMPS (RMS. SYM)
- ② UPSTREAM CIRCUIT BREAKER AND PANEL'S BRANCH CIRCUIT BREAKERS SHALL HAVE UL TESTED SERIES COMBINATION RATINGS MIN. 65KA
- ③ PROVIDE PANEL WITH SUB-FEED LUGS.
- ④ FOR FREIGHT ELEV. DOOR POWER.
- ⑤ 8 (4-500 MCM IN 3 1/2"C.) CU OR 8 (4-750 MCM IN 3 1/2"C.) AL (STABILLOY)
- ⑥ ELEVATOR CONTROLLER FURNISHED UNDER DIV. 14.
- ⑦ 4#2/0 - 2"C.
- ⑧ 4#6 - 3/4"C.
- ⑨ 4#8 - 3/4"C.



# Hawai'i Convention Center

Convention Center Authority  
Honolulu, HI

Wimberly Allison Tong & Goo, Inc.  
Honolulu, HI

In association with

Lochky Marquardt & Neshom  
Seattle, WA

NORDIC / PCL  
A Joint Venture  
Honolulu, HI

Consultants

## Syska & Hennessy

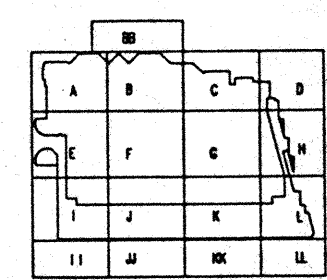
ENGINEERS

1800 West Olympic Blvd., Los Angeles, CA 90004

Telephone (213) 510-0000 Fax (213) 475-7400



2900 S. SHOSHONE  
ENGLEWOOD, COLORADO  
80110  
(303) - 781-9601



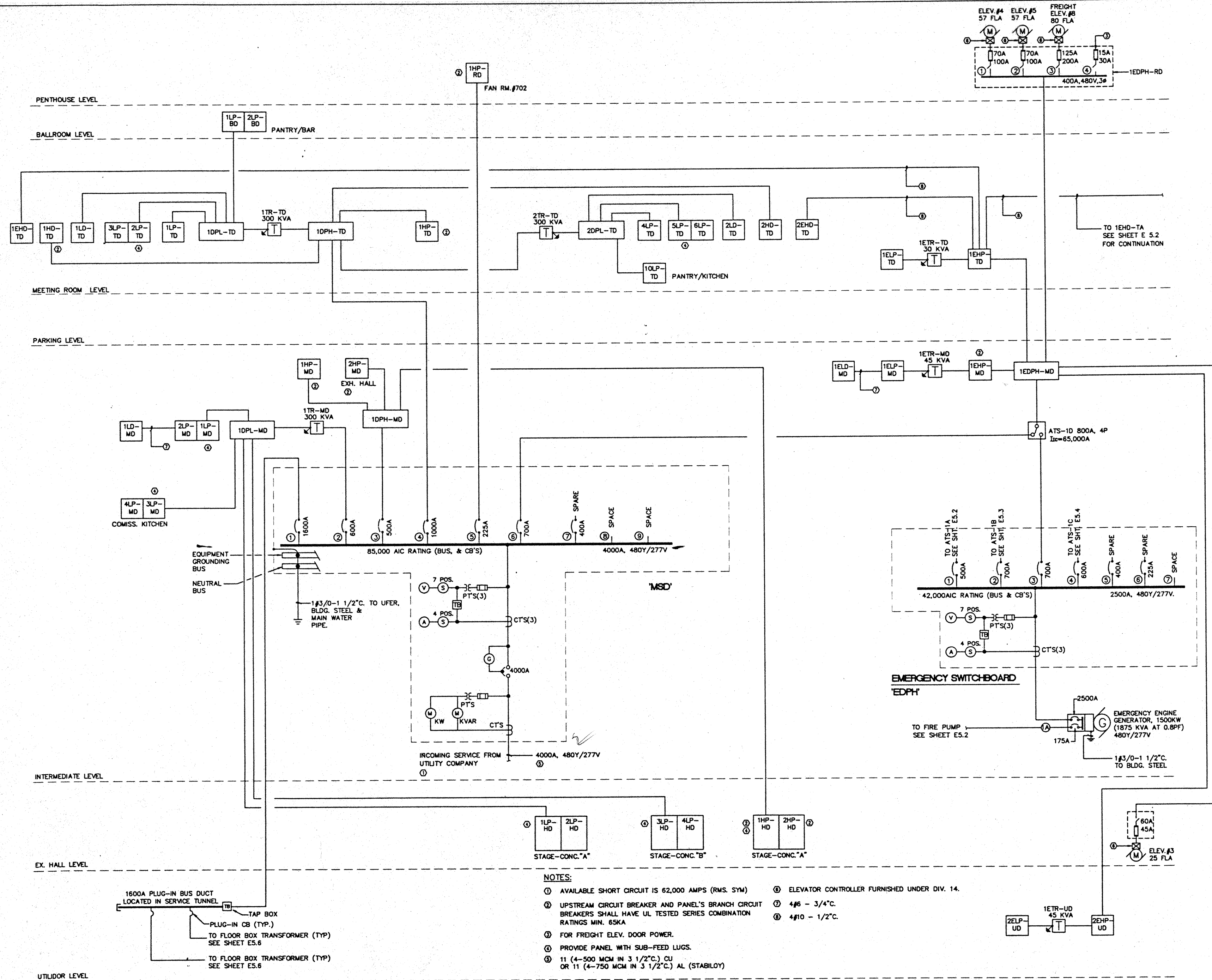
### Revisions


No.	Date	By	Description
12/15/95			FINAL DOCUMENTS
10/17/95			OCTOBER COORDINATION
9/15/95			BUILDING PERMIT SET
4/17/95			ISSUED FOR FOUNDATION PERMIT

Sheet Title

### ONE LINE DIAGRAM SE QUADRANT "MSD"

Designed	MB/DT/TS/VV
Drawn	MB/DT/TS/VV
Checked	M/WH
Date	8/15/95
Job No.	83036.02.9
Sheet No.	





# Hawai'i Convention Center

Convention Center Authority  
Honolulu, HI

Wimberly Allison Tong & Goo, Inc.  
Honolulu, HI

In association with

Loschky Marquardt & Nesholm  
Seattle, WA

NORDIC / PCL  
A Joint Venture  
Honolulu, HI

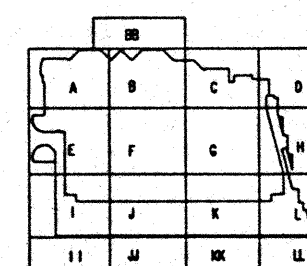
Consultants

## Syska & Hennessy

ENGINEERS  
1800 West Olympic Blvd., Los Angeles, CA 90064  
Telephone (213) 910-0000 Fax (213) 470-7400



2900 S. SHOSHONE  
ENGLEWOOD, COLORADO  
80110  
(303) - 781-9601



### Revisions

No.	Date	By	Description
12/15/96			FINAL DOCUMENTS
10/17/96			OCTOBER COORDINATION
8/15/96			BUILDING PERMIT SET
4/17/96			BIIDS FOR FOUNDATION PERMIT

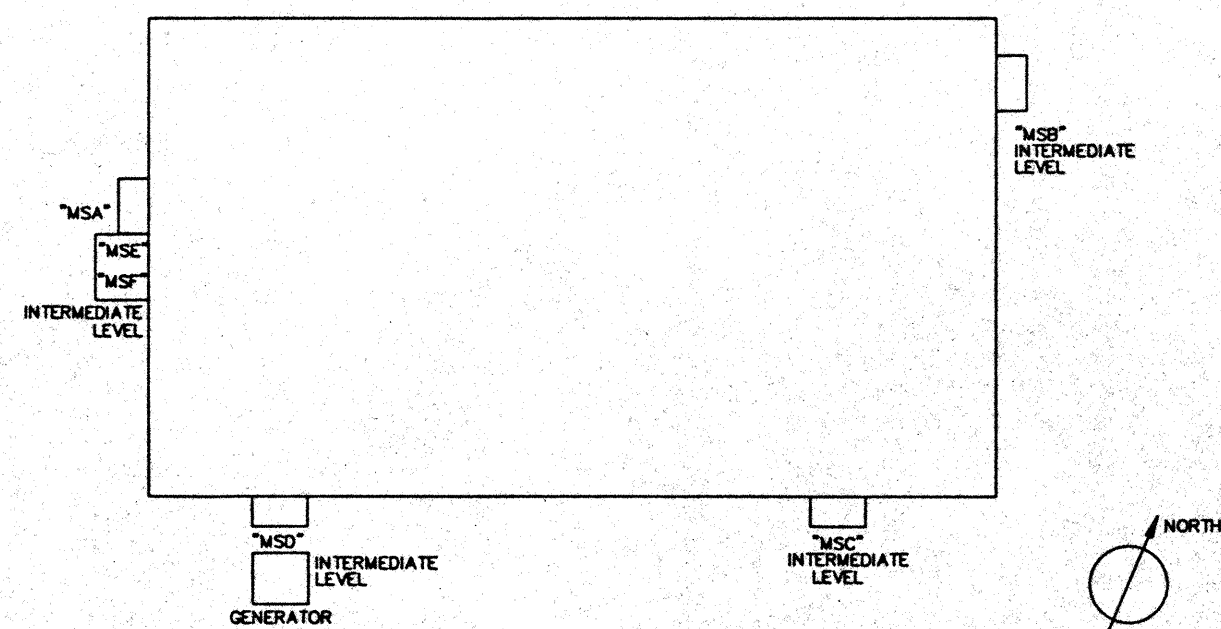
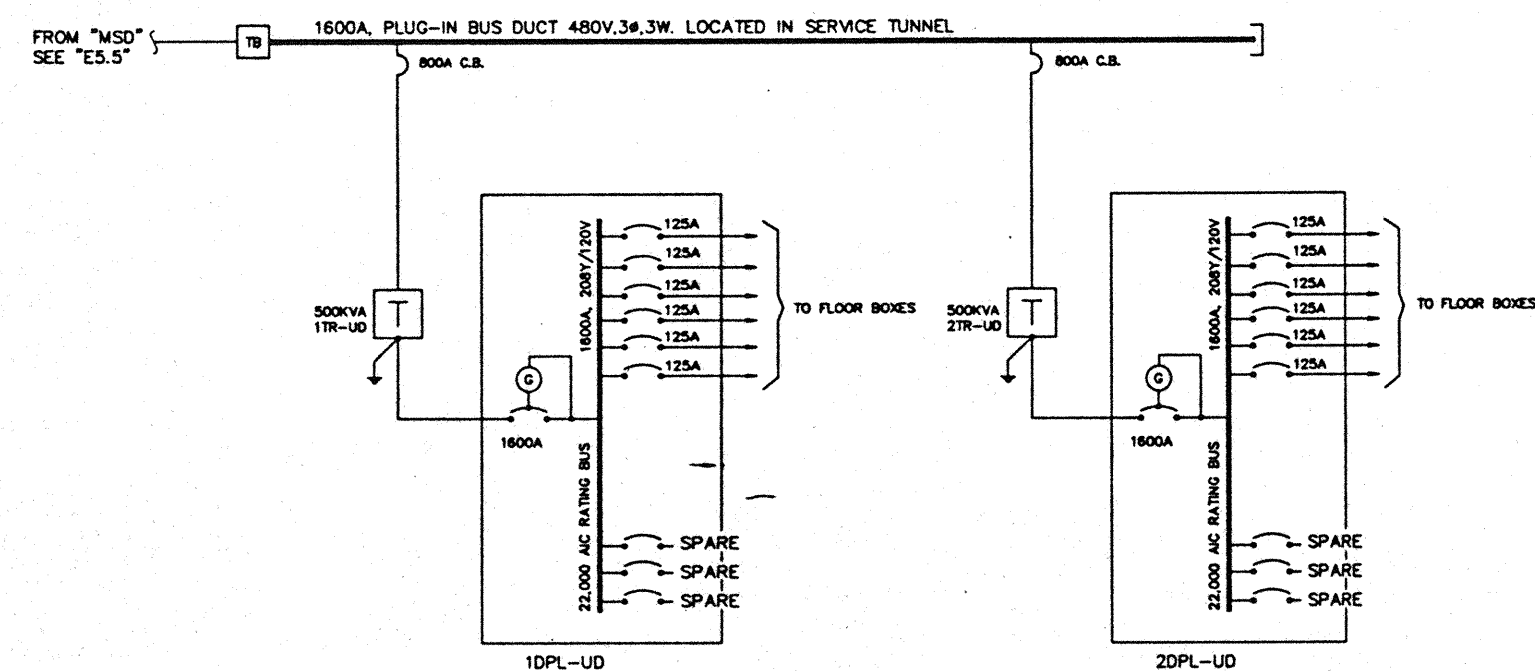
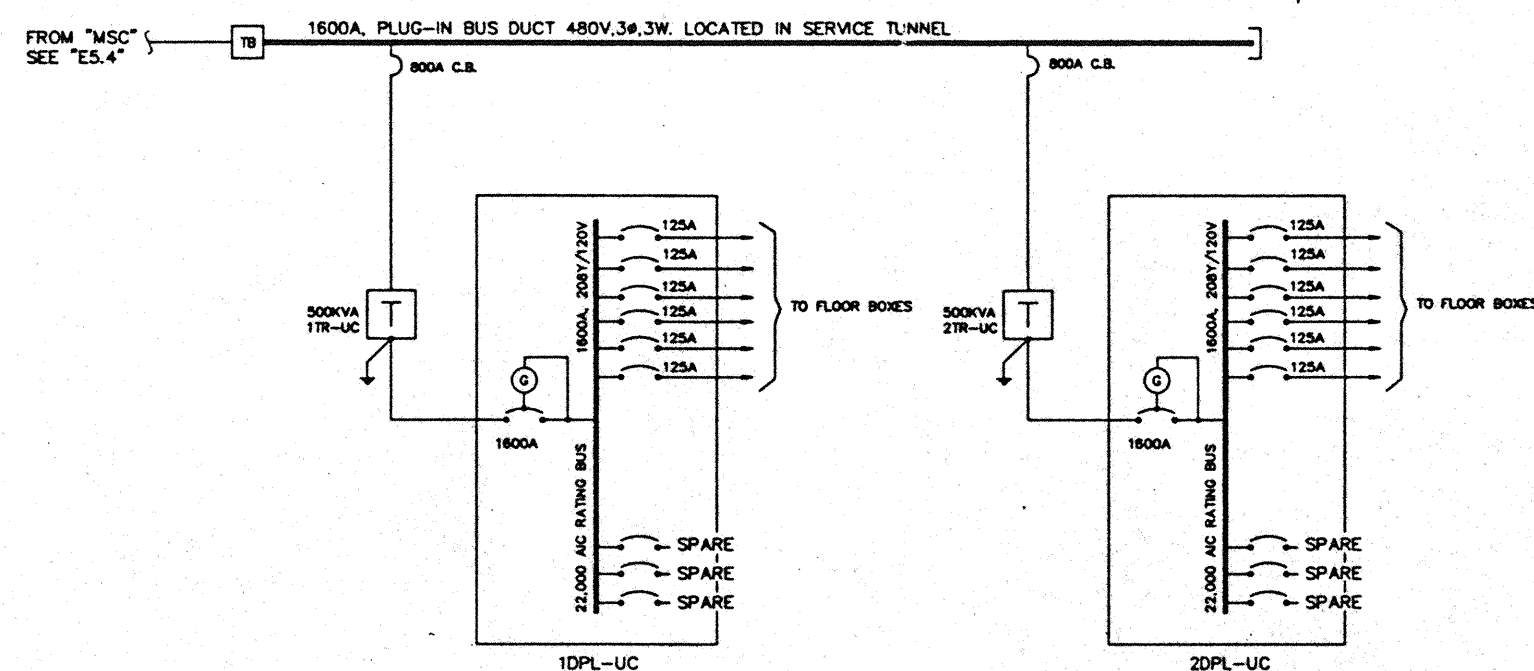
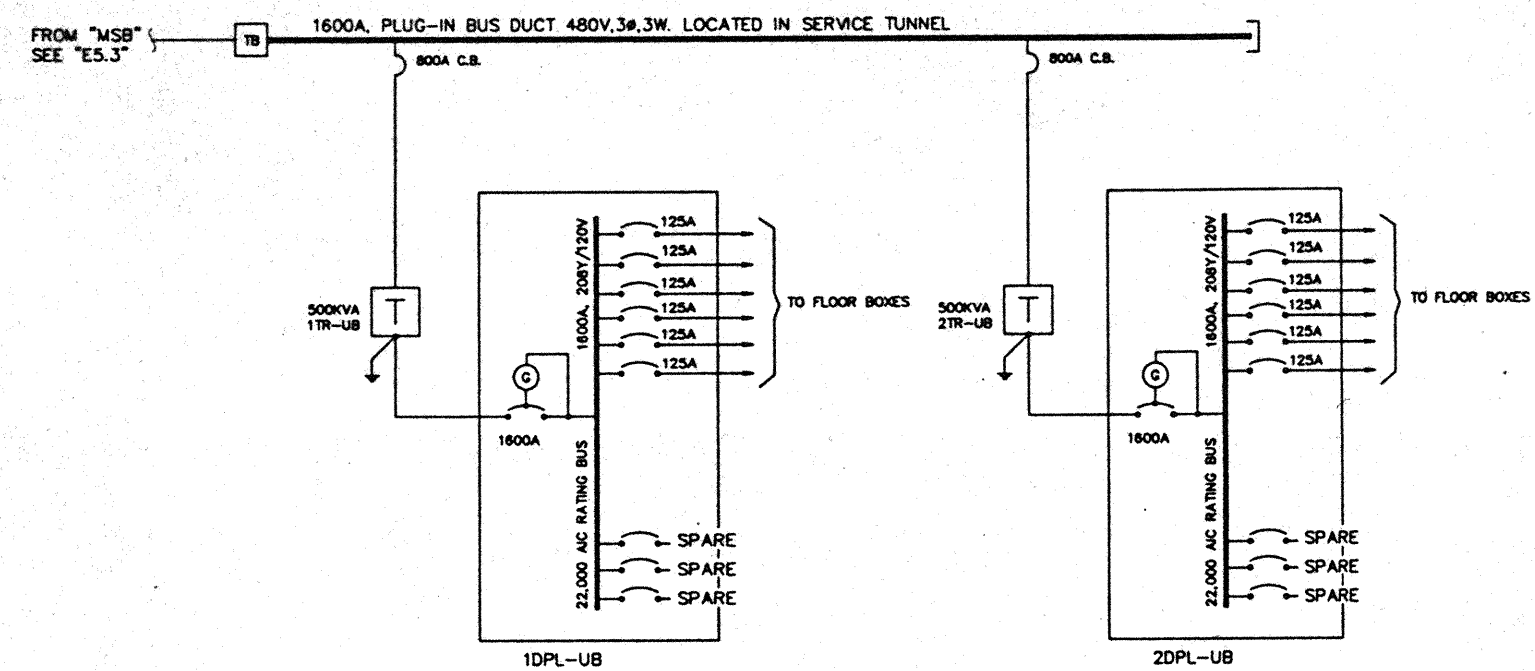
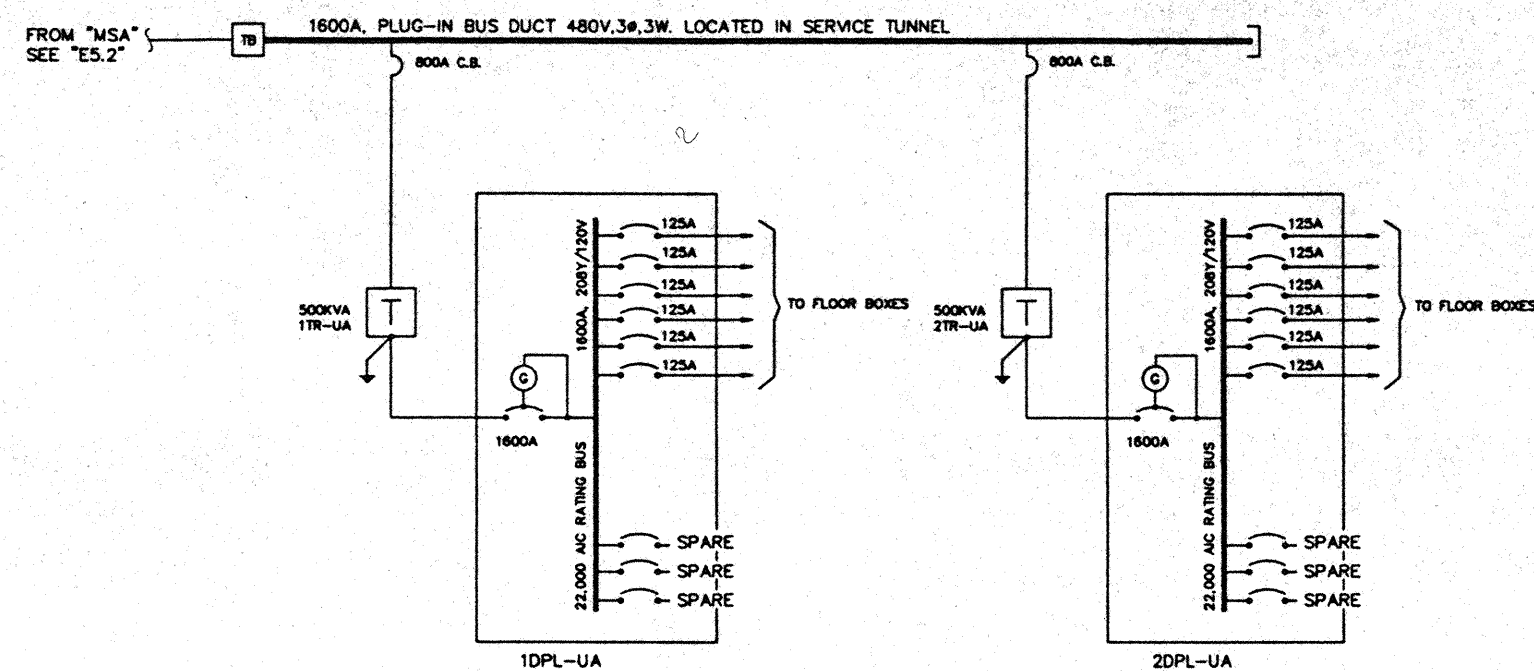
### Sheet Title

ONE LINE DIAGRAM  
PLUG IN BUS DUCT  
DETAIL


Designed	MBOT/TB/VV
Drawn	MBOT/TB/VV
Checked	N/RH
Date	8/15/96
Job No.	93038.023
Sheet No.	

E5.6

CAD File: pluginbus2elec\vc2e106a



KEY PLAN FOR MAIN SWITCHBOARDS AND GENERATOR LOCATIONS.



# Hawai'i Convention Center

Convention Center Authority  
Honolulu, HI

Wimberly Allison Tong & Goo, Inc.  
Honolulu, HI

In association with

Loschky Marquardt & Neshom  
Seattle, WA

NORDIC / PCL  
A Joint Venture  
Honolulu, HI

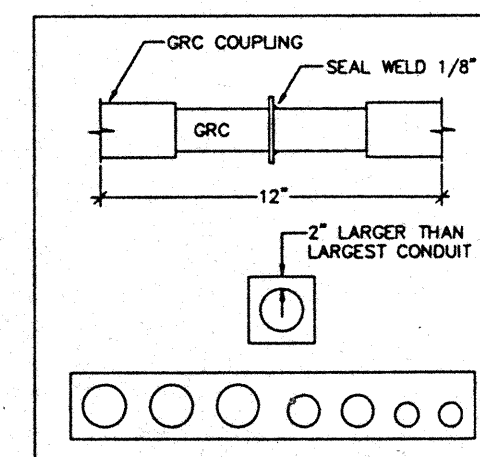
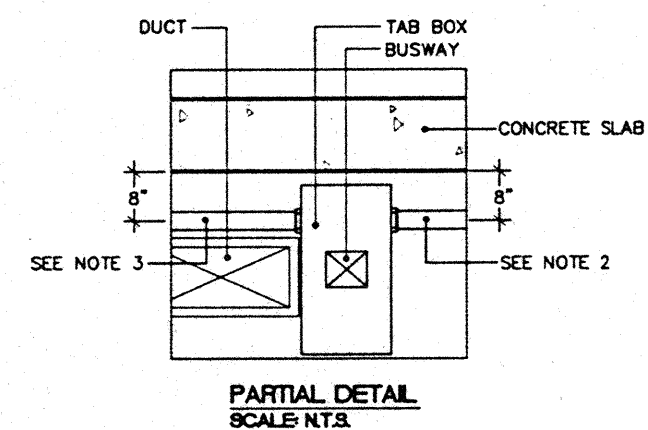
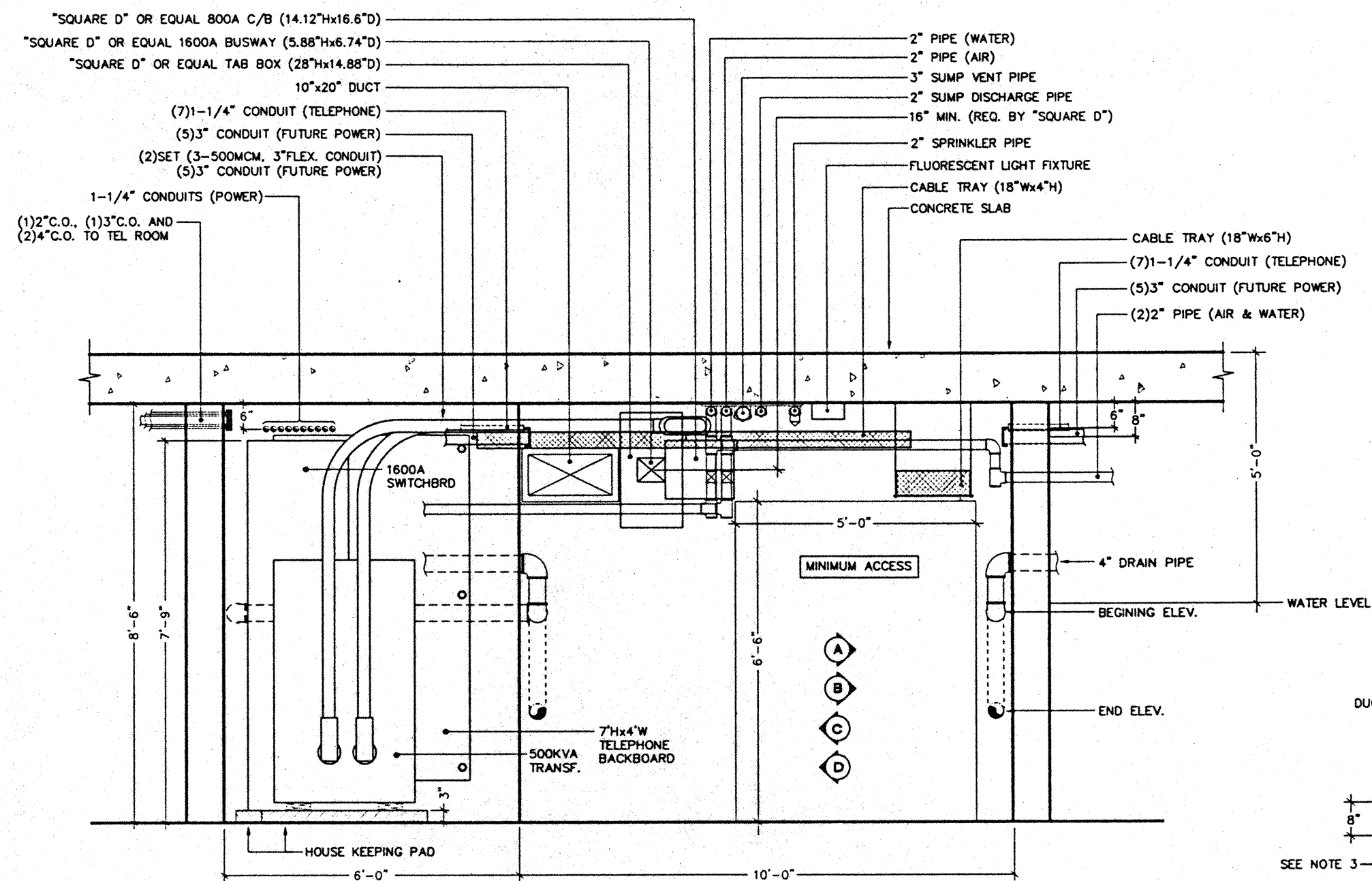
Consultants

**Syska & Hennessy**  
ENGINEERS

1800 West Olympic Blvd., Los Angeles, CA 90064  
Telephone (800) 910-0000 Fax (213) 478-7000



I hereby certify that I am a duly Licensed Professional Engineer in the State of Hawaii, License No. 10000. I am the author of the design and drawings shown on this document.

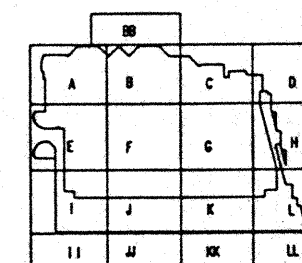



## HAWAII CONVENTION CENTER - UTILIDOR CROSS SECTION 'E'

SCALE: N.T.S.

### NOTES:

1. THIS DIMENSION SHOWN MAXIMUM POSSIBLE REDUCTION IN HEIGHT OF UTILIDOR.
2. (5)SETS (3-400MCM+1#4/0 GND IN 3"CONDUIT) FROM TAB BOX NEAR GRID LINE F.5.4 AND GRID LINE F.5.7 TO ELECTRICAL ROOMS.
3. (5)SETS (3-400MCM+1#4/0 GND IN 3"CONDUIT) FROM TAB BOX NEAR GRID LINE F.5.2 AND GRID LINE F.5.8.5 TO ELECTRICAL ROOMS.



### Revisions

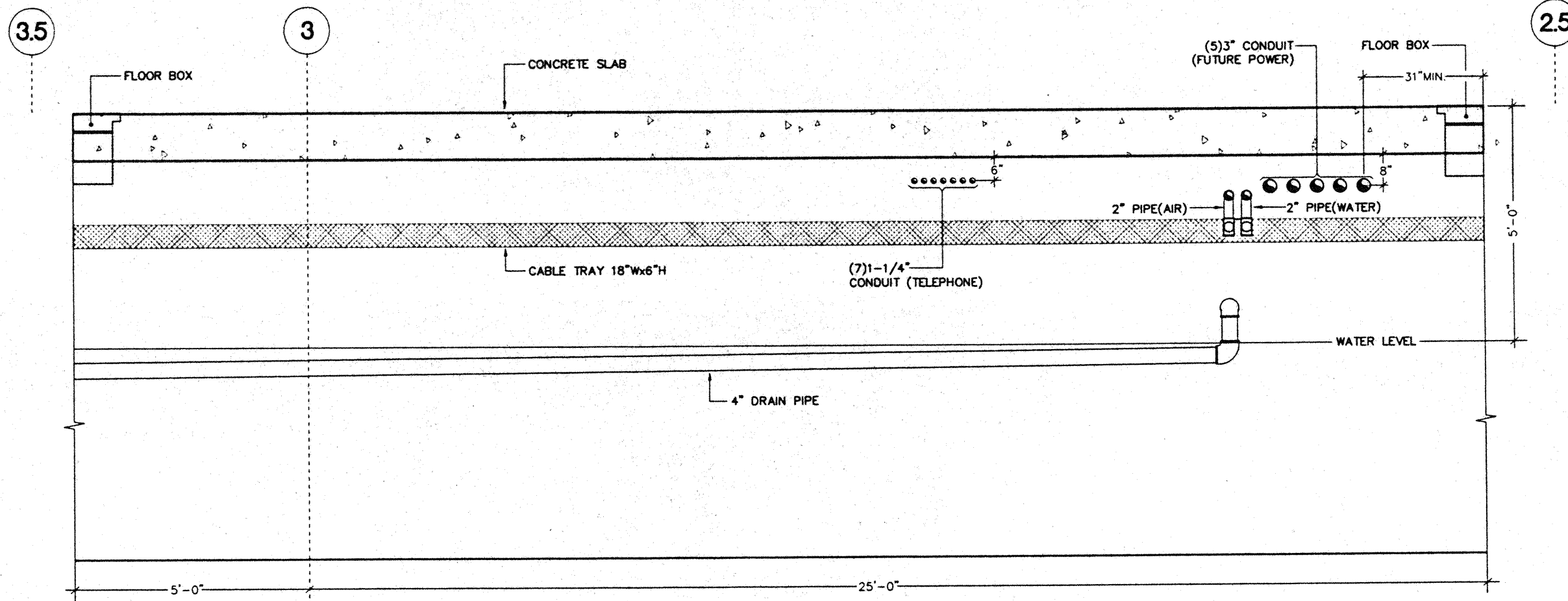
No.	Date	By	Description
12/15/95			FINAL DOCUMENTS
10/17/95			OCTOBER COORDINATION
9/15/95			BUILDING PERMIT SET
4/9/95			ISSUED FOR FOUNDATION PERMIT

Sheet Title

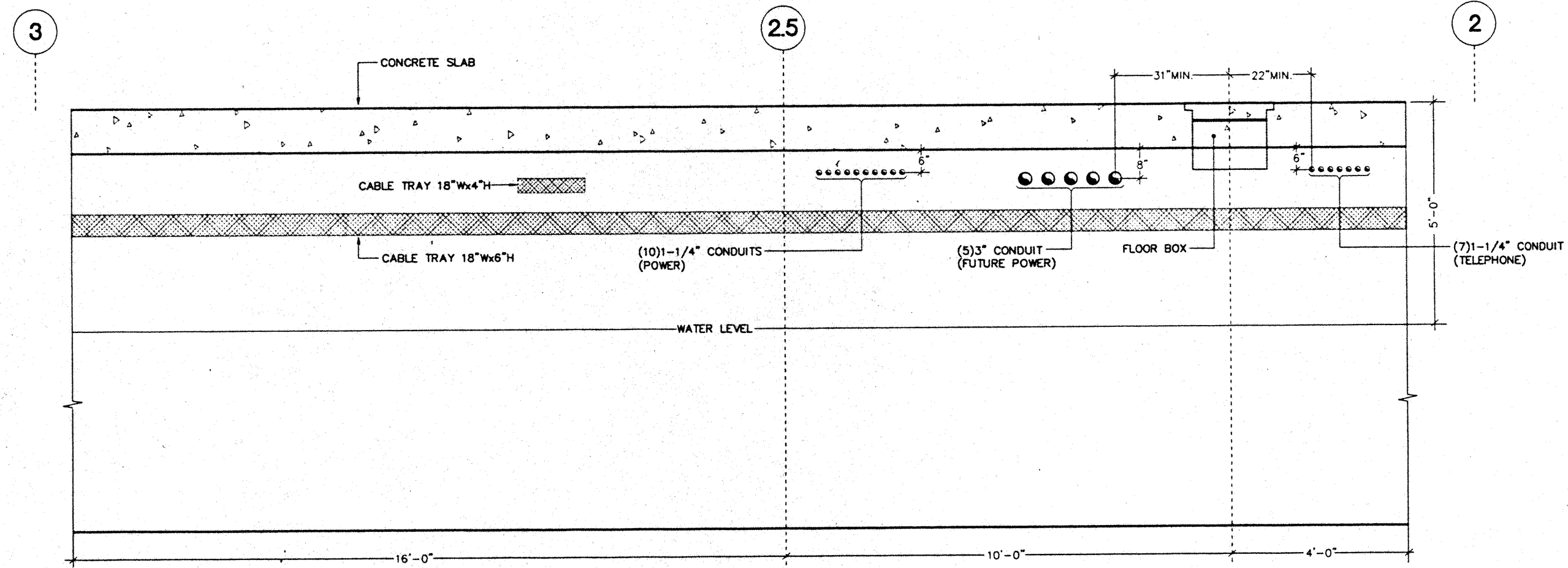
### DETAILS

Designed	MB/DT/TS/VV
Drawn	MB/DT/TS/VV
Checked	N/A/N
Date	8/15/95
Job No.	93030.02.9
Sheet No.	


E5.7



**HAWAII CONVENTION CENTER - UTILIDOR ELEVATION 'A'**  
SCALE: N.T.S.



**HAWAII CONVENTION CENTER - UTILIDOR ELEVATION 'B'**  
SCALE: N.T.S.



**Hawai'i  
Convention  
Center**

Convention Center Authority  
Honolulu, HI


Wimberly Allison Tong & Goo, Inc.  
Honolulu, HI

In association with  
Loschky Marquardt & Nesholm  
Seattle, WA

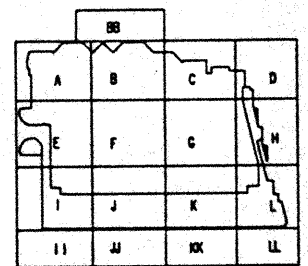
NORDIC / PCL  
A Joint Venture  
Honolulu, HI

**Consultants**

**Syska & Hennessy  
ENGINEERS**  
1900 West Olympic Blvd., Los Angeles, CA 90004  
Telephone: (213) 213-2000 Fax: (213) 475-7400



2900 S. SHOSHONE  
DENVER, COLORADO  
80110  
(303) - 781-9601



**Revisions**


No.	Date	By	Description
12/15/95			FINAL DOCUMENTS
10/17/95			OCTOBER COORDINATION
9/15/95			BUILDING PERMIT SET
4/17/95			ISSUED FOR FOUNDATION PERMIT

**Sheet Title**

**DETAILS**

Designed	MB/07/TS/VV
Drawn	MB/07/TS/VV
Checked	W/N
Date	9/15/95
Job No.	9303L02.9
Sheet No.	

**E5.8**



# Hawai'i Convention Center

Convention Center Authority  
Honolulu, HI

Wimberly Allison Tong & Goo, Inc.  
Honolulu, HI

In association with

Loschky Marquardt & Nesholm  
Seattle, WA

NORDIC / PCL  
A Joint Venture  
Honolulu, HI

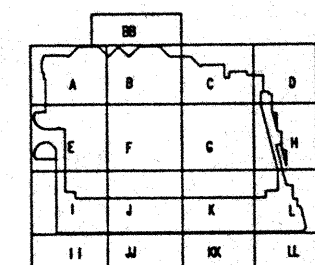
Consultants

**Syska & Hennessy**

**ENGINEERS**  
1900 S. SHORELINE  
ENGLWOOD, CO. 80110  
Telephone: 303-755-0000 Fax: 303-755-7000



2900 S. SHORELINE  
ENGLWOOD, CO. 80110  
(303) - 751-9601



### Revisions

No.	Date	By	Description
1	12/15/95		FINAL DOCUMENTS
2	10/17/95		OCTOBER COORDINATION
3	9/15/95		BUILDING PERMIT SET
4	4/9/95		ISSUED FOR FOUNDATION PERMIT

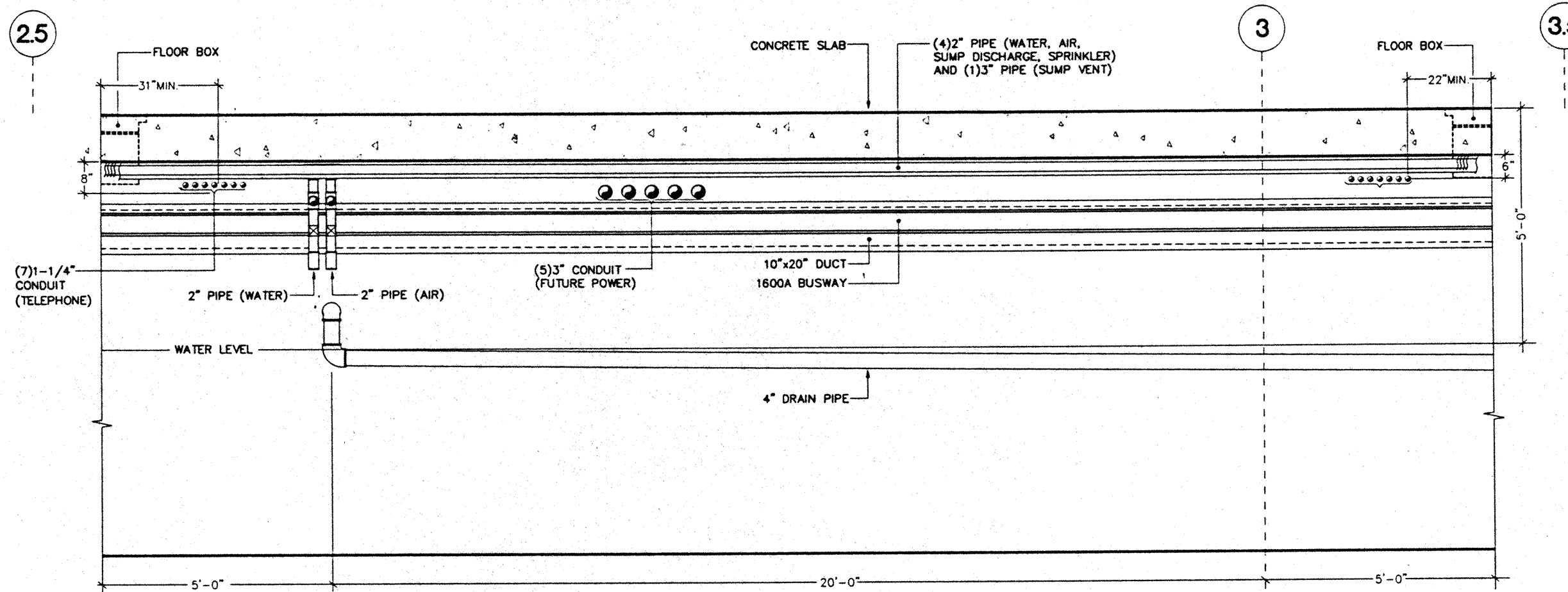
Sheet Title

### DETAILS

Designed	MB/OT/TS/VV
Drawn	MB/OT/TS/VV
Checked	M/NN
Date	9/15/95
Job No.	93036.02.9
Sheet No.	

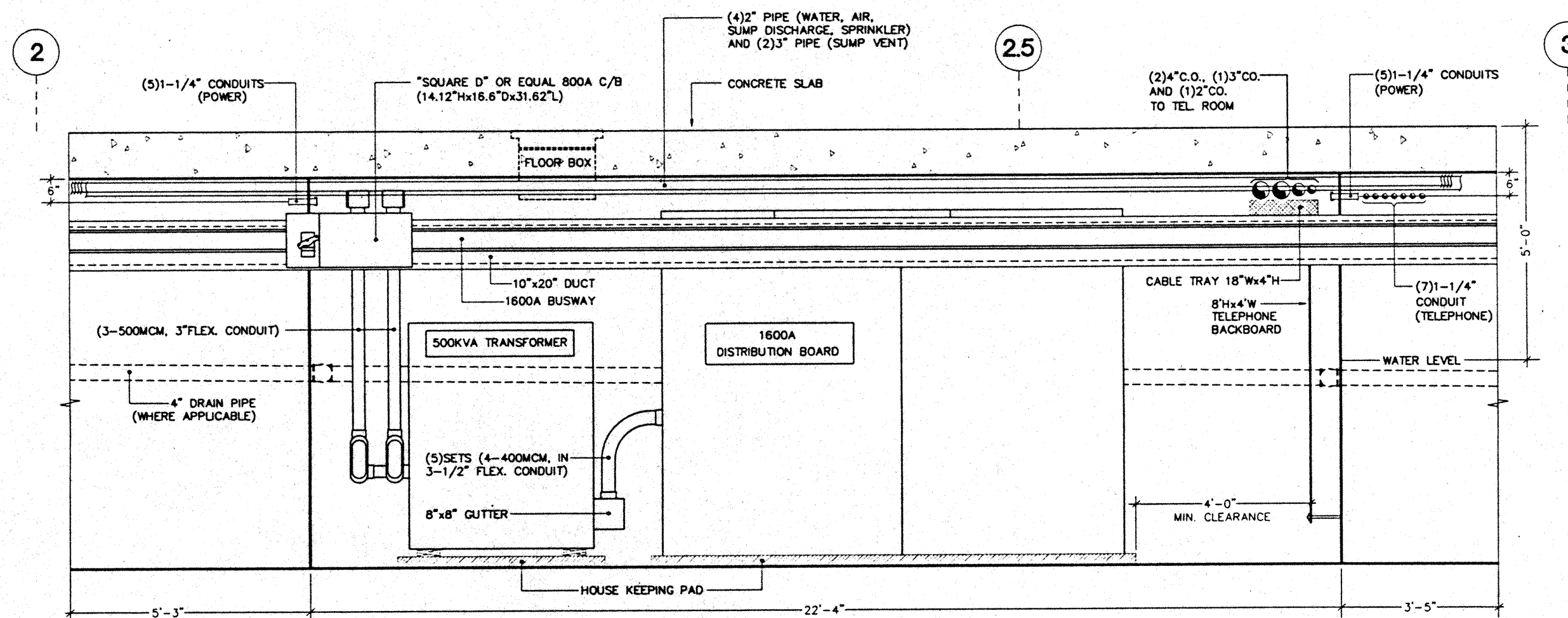
E5.9

CAD File: p:\proj\hcc2\elec\HCC2E59A



**HAWAII CONVENTION CENTER - UTILIDOR ELEVATION 'C'**

SCALE: N.T.S.

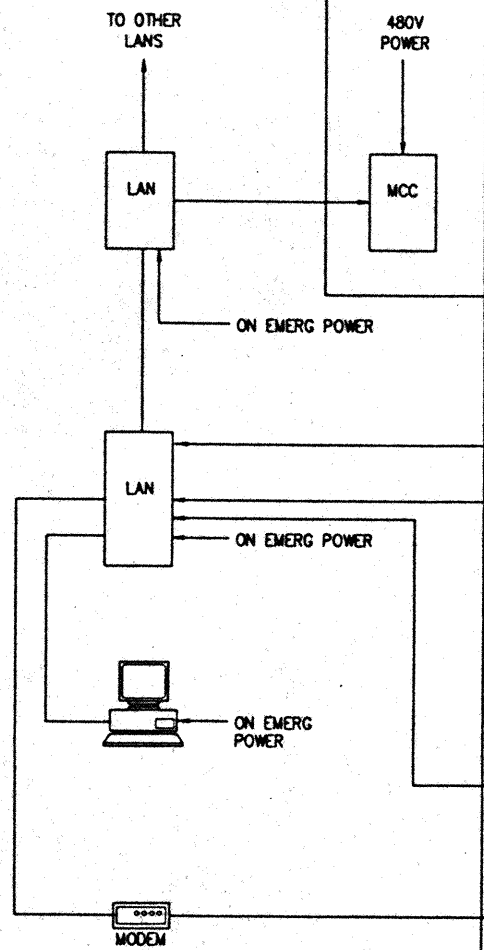


**HAWAII CONVENTION CENTER - UTILIDOR ELEVATION 'D'**

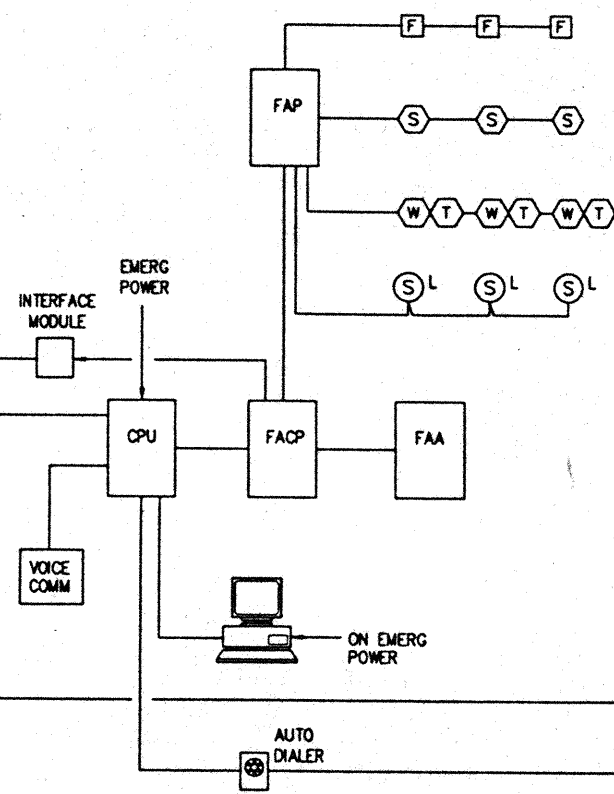
SCALE: N.T.S.



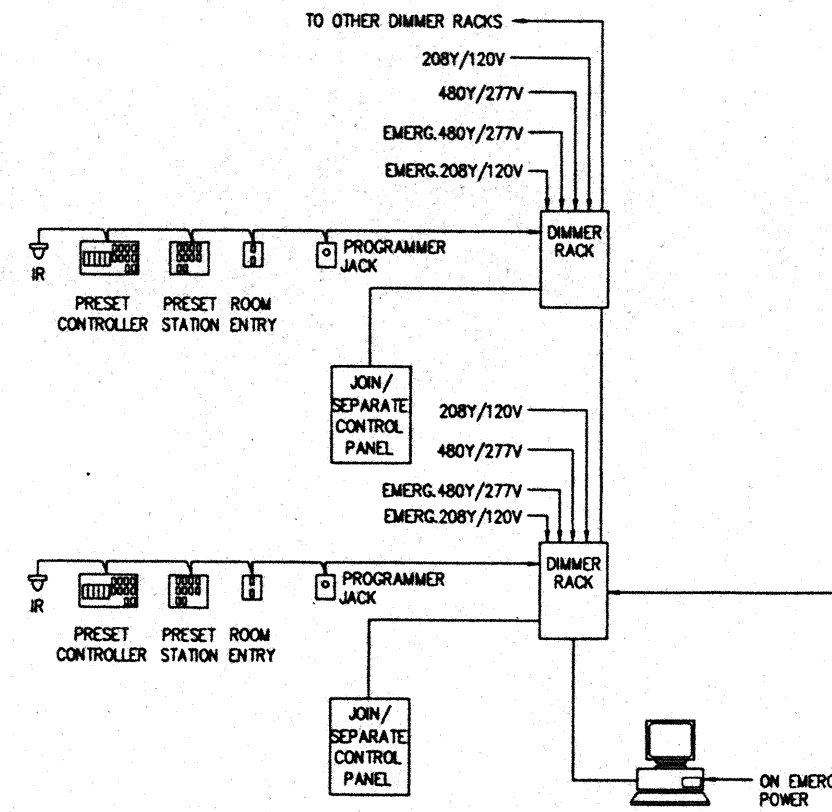
**BAS SYSTEM**



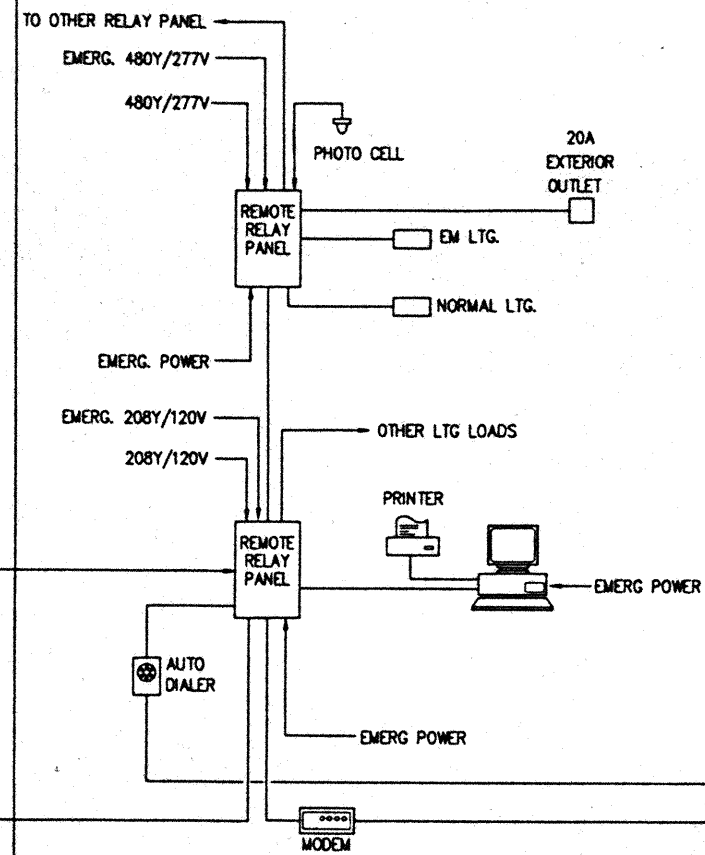
**FIRE ALARM SYSTEM**



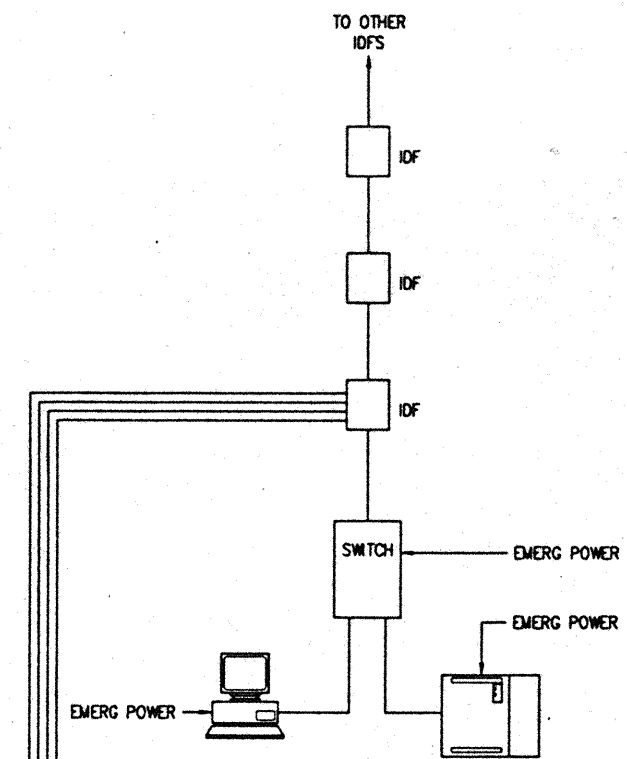
**DIMMING SYSTEM**



**LIGHTING CONTROL SYSTEM**

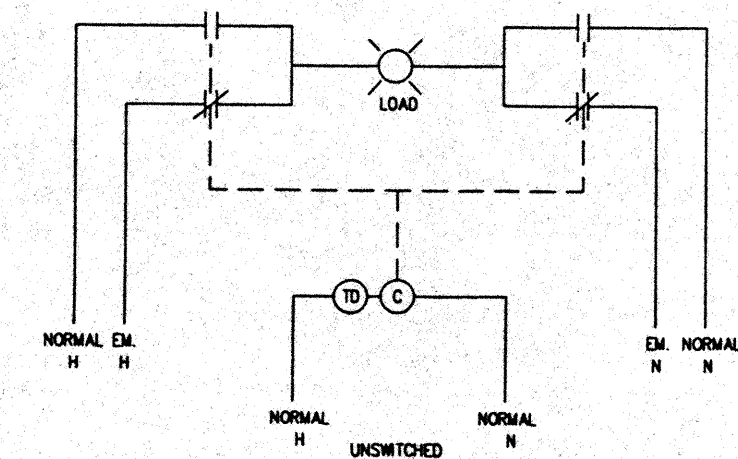


**TELEPHONE SYSTEM**



**SYSTEM INTERCONNECTION DIAGRAM**

SCALE : NONE

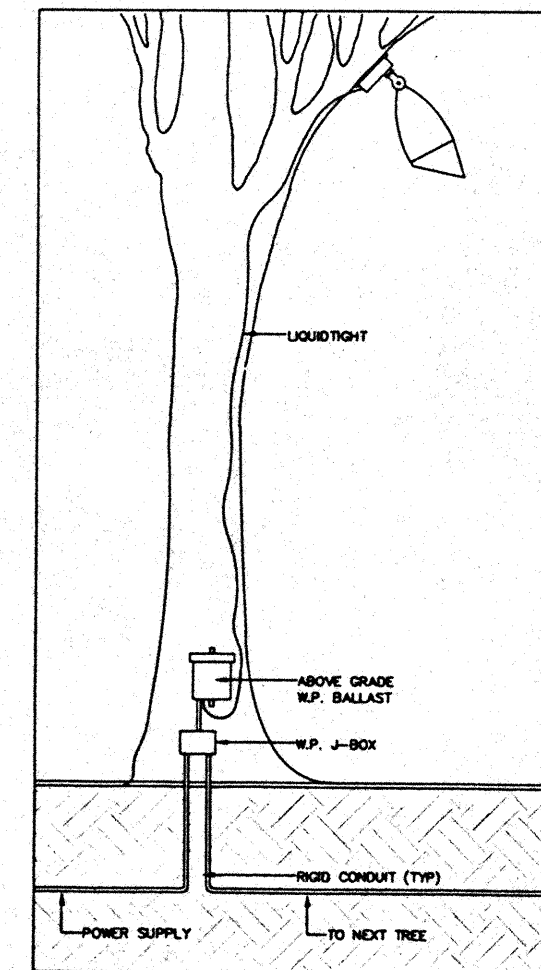


**NOTES**

1. PROVIDE POWER BY-PASS RELAY WITHIN LIGHTING RELAY PANEL FOR ALL LIGHTING EMERGENCY CIRCUITS EXCEPT FOR EXIT SIGNS & STAIRS CIRCUITS.
2. UPON LOSS OF NORMAL POWER IN ANY AREA OF THE PROJECT, THE ASSOCIATED EMERGENCY LIGHTING SHALL BE ACTIVATED.


**POWER BY-PASS EM. TRANSFER RELAY**

SCALE : NONE



**MOUNTING DETAIL FOR LIGHT FIXTURES TYPE "HH-13" AND "HN-4" (TYPICAL)**

SCALE : NONE



**Hawai'i Convention Center**


Convention Center Authority  
Honolulu, HI

Wimberly Allison Tong & Goo, Inc.  
Honolulu, HI  
in association with  
Loschky Marquardt & Nesholm  
Seattle, WA

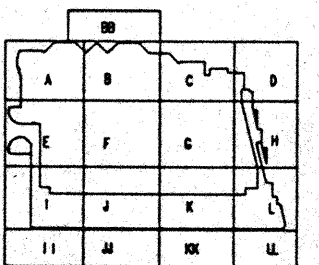
NORDIC / PCL  
A Joint Venture  
Honolulu, HI

**Consultants**

**Syska & Hennessy**  
ENGINEERS  
1999 West Olympic Blvd., Los Angeles, CA 90064  
Telephone: (818) 218-0000 Fax: (818) 478-7488



2900 S. SHOSHONE  
ENGLEWOOD, COLORADO  
80110  
(303) 781-9601



**Revisions**

Date	By	Description
12/15/95		FINAL DOCUMENTS
11/17/95		OCTOBER COORDINATION
9/15/95		BUILDING PERMIT SET
4/27/95		ISSUED FOR FOUNDATION PERMIT


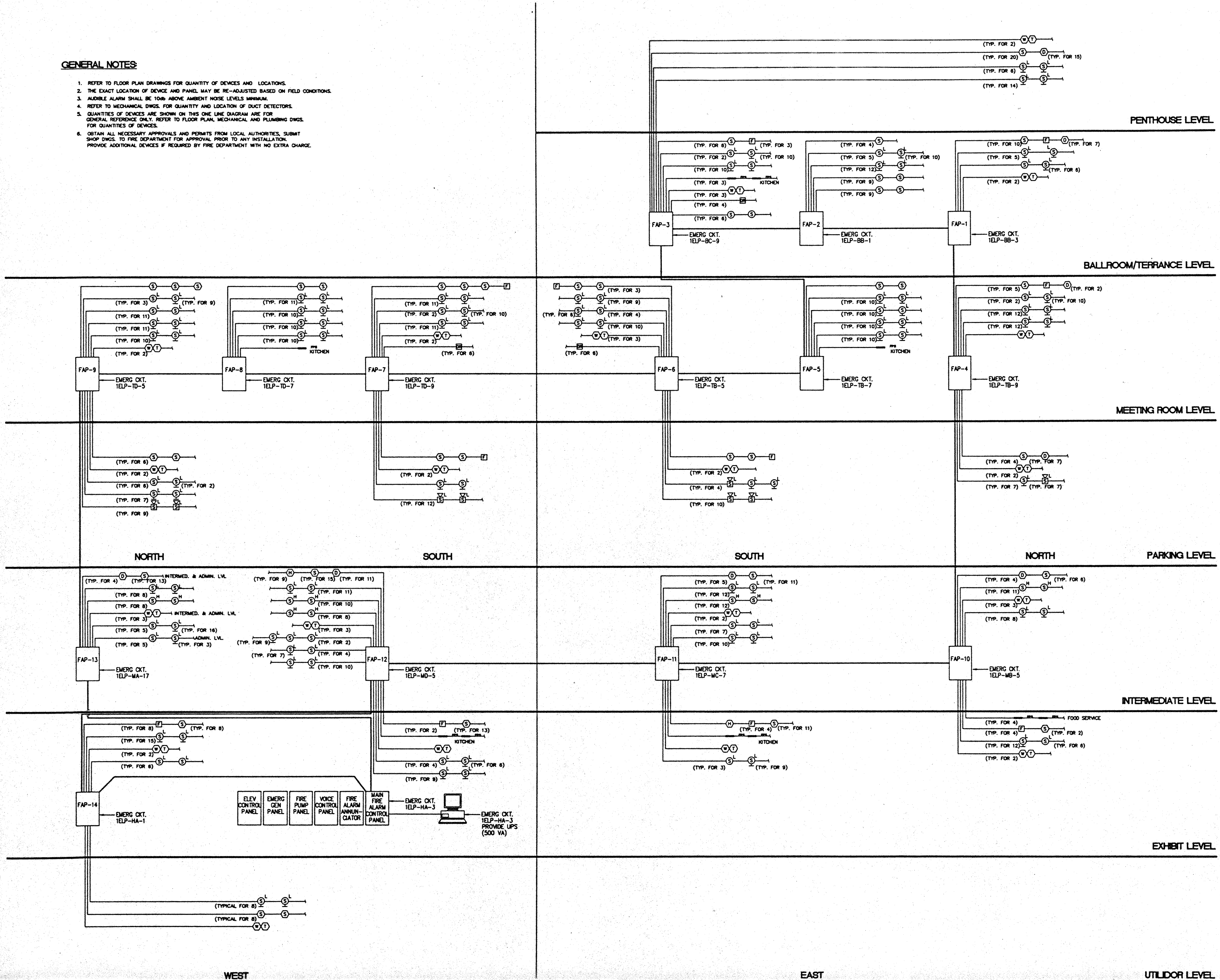
**Sheet Title**

**SYSTEM INTERCONNECTION DIAGRAM AND DETAILS**

Designed	MB/DT/TS/VV
Drawn	MB/DT/TS/VV
Checked	N/WH
Date	9/15/95
Job No.	95036.029
Sheet No.	

**GENERAL NOTES:**

1. REFER TO FLOOR PLAN DRAWINGS FOR QUANTITY OF DEVICES AND LOCATIONS.
2. THE EXACT LOCATION OF DEVICE AND PANEL MAY BE RE-ADJUSTED BASED ON FIELD CONDITIONS.
3. AUDIBLE ALARM SHALL BE 10db ABOVE AMBIENT NOISE LEVELS MINIMUM.
4. REFER TO MECHANICAL DWGS. FOR QUANTITY AND LOCATION OF DUCT DETECTORS.
5. QUANTITIES OF DEVICES ARE SHOWN ON THIS ONE LINE DIAGRAM ARE FOR GENERAL REFERENCE ONLY. REFER TO FLOOR PLAN, MECHANICAL AND PLUMBING DWGS. FOR QUANTITIES OF DEVICES.
6. OBTAIN ALL NECESSARY APPROVALS AND PERMITS FROM LOCAL AUTHORITIES. SUBMIT SHOP DWGS. TO FIRE DEPARTMENT FOR APPROVAL PRIOR TO ANY INSTALLATION. PROVIDE ADDITIONAL DEVICES IF REQUIRED BY FIRE DEPARTMENT WITH NO EXTRA CHARGE.



# Hawai'i Convention Center

Convention Center Authority  
Honolulu, HI

Wimberly Allison Tong & Goo, Inc.  
Honolulu, HI

In association with  
Loschky Marquardt & Nesholm  
Seattle, WA

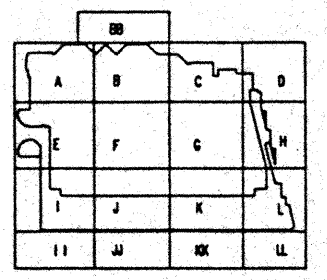
NORDIC / PCL  
A Joint Venture  
Honolulu, HI

**Consultants**

**Syska & Hennessy**  
ENGINEERS  
1800 West Century Blvd., Los Angeles, CA 90066  
Telephone (213) 391-0000 Fax (213) 391-0000



2900 S. SHOSHONE  
DRECELEND, CA 91400  
80110  
(310) - 781-9601



**Revisions**

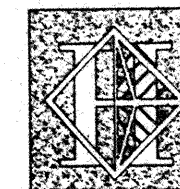
No.	Date	Description
12/15/95	FINAL DOCUMENTS	
10/17/95	OCTOBER COORDINATION	
9/15/95	BUILDING PERMIT SET	
4/17/95	ISSUED FOR FOUNDATION PERMIT	

**Sheet Title**

**FIRE ALARM RISER DIAGRAM**

Designed	MB/07/78/VV
Drawn	MB/07/78/VV
Checked	N/NN
Date	9/15/95
Job No.	85058.02.9
Sheet No.	

**E7.1**



# Hawai'i Convention Center

Convention Center Authority  
Honolulu, HI

Wimberly Allison Tong & Goo, Inc.  
Honolulu, HI

in association with

Lochky Marquardt & Nesholm  
Seattle, WA

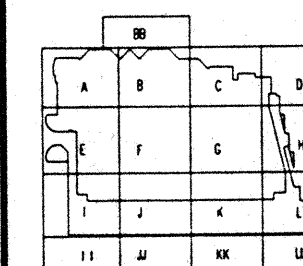
NORDIC / PCL  
A Joint Venture  
Honolulu, HI

Consultants

**Syska & Hennessy**  
**ENGINEERS**  
1900 West Olympic Blvd., Los Angeles, CA 90004  
Telephone: (213) 978-2000 Fax: (213) 478-7000



**LE**  
**LUDVIK**  
**ELECTRIC**  
7350 S. SHOSHONE  
ENGLEWOOD, COLORADO 80150  
(303) 781-1001



Revisions

No.	Date	By	Description
1	12/15/95		FINAL DOCUMENTS
2	10/17/95		OCTOBER COORDINATION
3	9/15/95		BUILDING PERMIT SET

Sheet Title

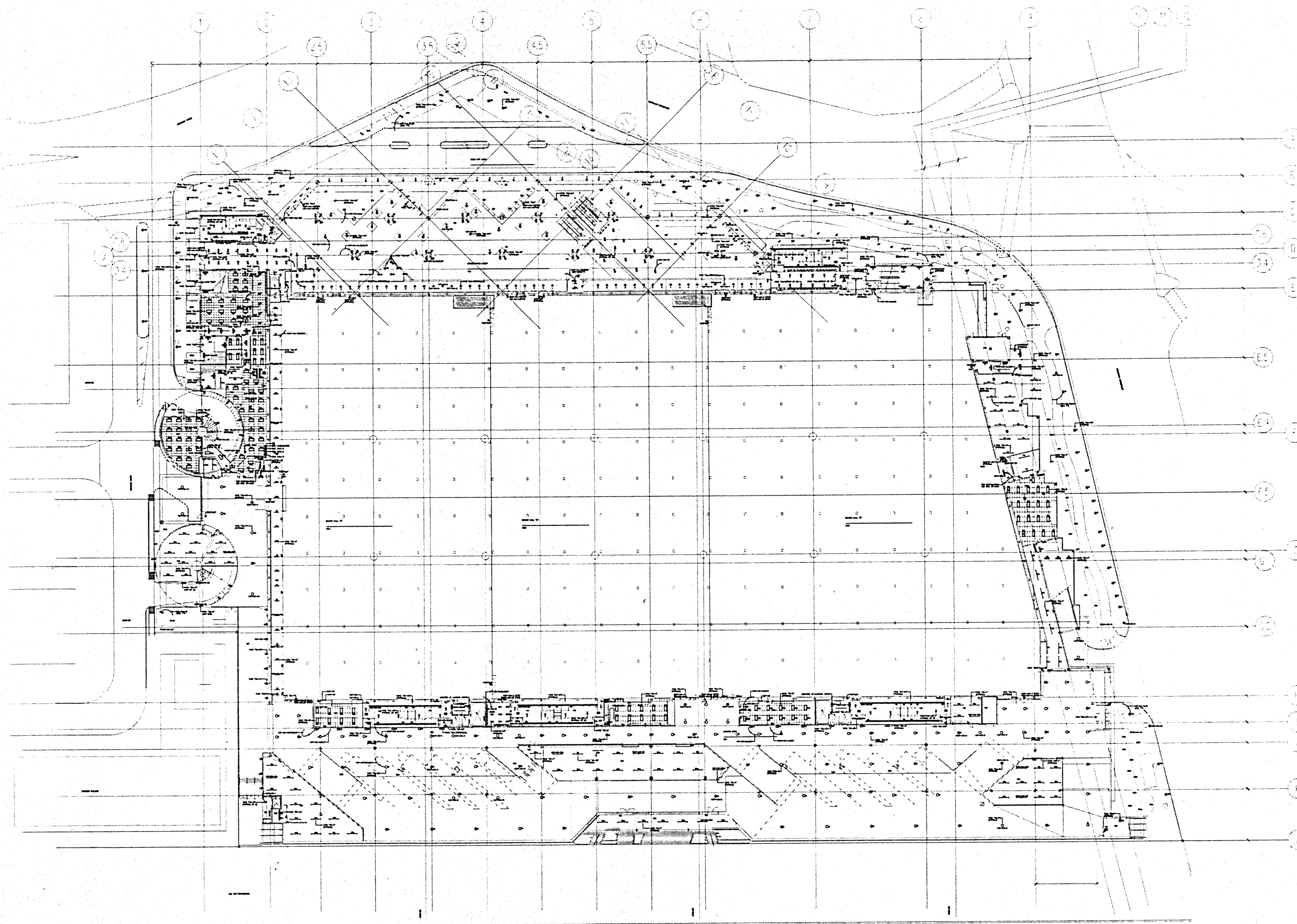
EXHIBIT HALL  
LEVEL  
LIGHTING PLAN

Designed	MB/DT/TS/VV
Drawn	MB/DT/TS/VV
Checked	N/AN
Date	9/15/95
Job No.	93036.02.9


Sheet No.

EL.20.1

CAD File: p:\pr\hc2\elec\REFEHEX



FOR REFERENCE ONLY



# Hawai'i Convention Center

Convention Center Authority  
Honolulu, HI

Wimberly Allison Tong & Goo, Inc.  
Honolulu, HI

in association with

Lochky Marquardt & Nesholm  
Seattle, WA

NORDIC / PCL  
A Joint Venture  
Honolulu, HI

Consultants

**Syska & Hennessy**  
**ENGINEERS**

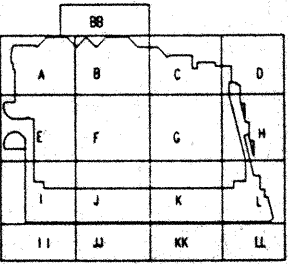
1500 West Olympic Blvd., Los Angeles, CA 90004  
Telephone (818) 218-2000 Fax (818) 478-7500



*Michael McCleskey*



7500 S. SHOSHONE  
BRIGHTON, COLORADO 80602  
(303) 431-1000



Revisions

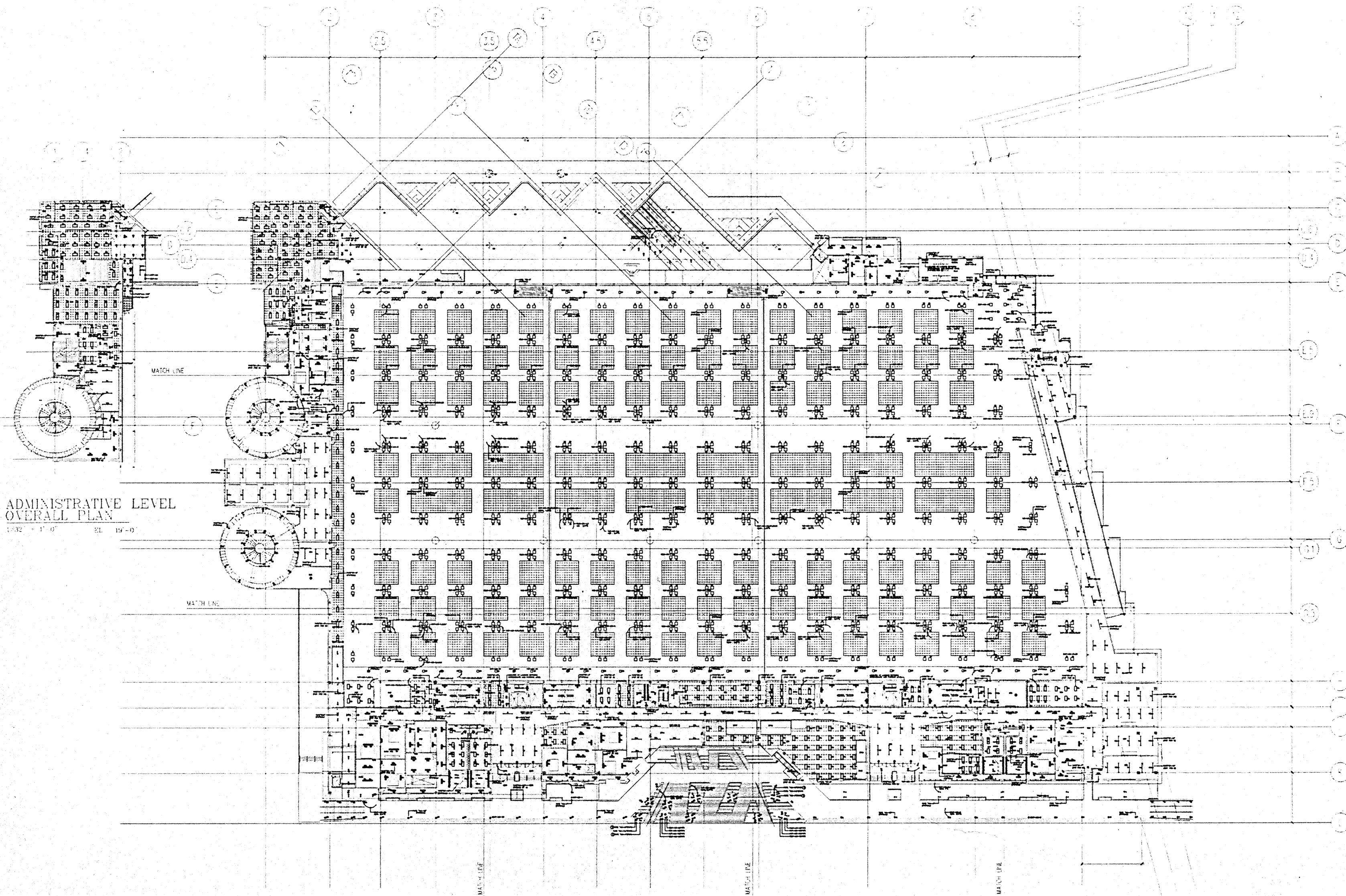
No.	Date	By	Description
12/15/95			FINAL DOCUMENTS
10/17/95			OCTOBER COORDINATION
9/15/95			BUILDING PERMIT SET

Sheet Title

INTERMEDIATE LEVEL  
LIGHTING PLAN

Designed	MB/DT/TS/VV
Drawn	MB/DT/TS/VV
Checked	N/M/N
Date	9/15/95
Job No.	93036.029
Sheet No.	EL.2.02


CAD File: s1r1nc2elec/REFB94Z



ADMINISTRATIVE LEVEL  
OVERALL PLAN  
1/32" = 1'-0" EL. 197'-0"

FOR REFERENCE ONLY

INTERMEDIATE LEVEL PLAN  
1/32" = 1'-0" EL. 20'-0" TO 20'-0"



# Hawai'i Convention Center

Convention Center Authority  
Honolulu, HI

Wimberly Allison Tong & Goo, Inc.  
Honolulu, HI

In association with

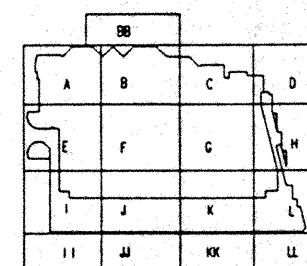
Loechky Marquardt & Neshom  
Seattle, WA

NORDIC / PCL  
A Joint Venture  
Honolulu, HI

Consultants

**Syska & Hennessy**  
**ENGINEERS**

1900 West Olympic Blvd., Los Angeles, CA 90004  
Telephone: (213) 978-2800 Fax: (213) 478-7400



Revisions

No.	Date	By	Description
12/15/95			FINAL DOCUMENTS
10/17/95			OCTOBER COORDINATION
9/15/95			BUILDING PERMIT SET

Sheet Title

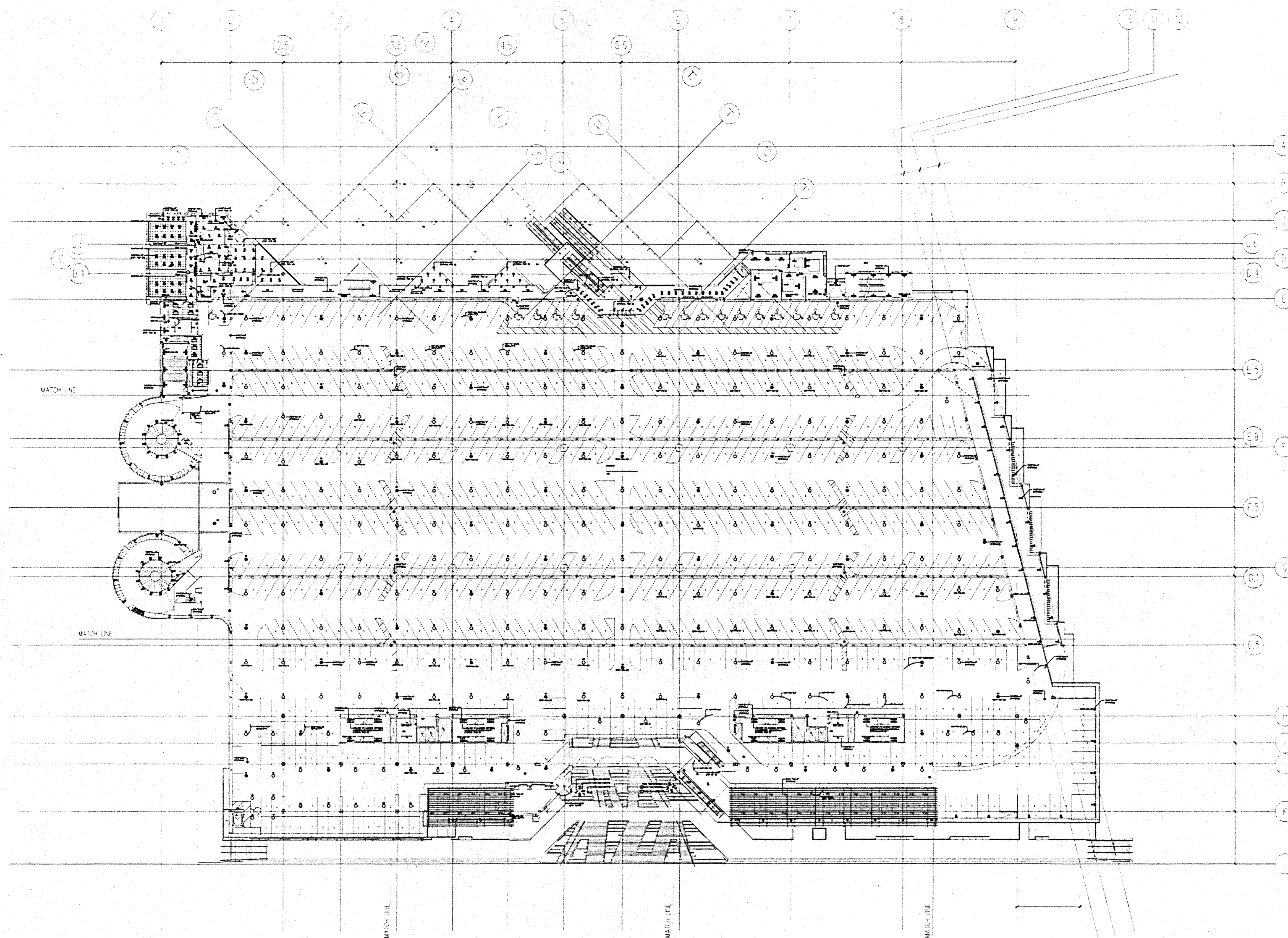
**PARKING LEVEL  
LIGHTING PLAN**

Designed	MB/DT/TS/VV
Drawn	MB/DT/TS/VV
Checked	N/AN
Date	9/15/95
Job No.	93039.029

Sheet No.

**EL.2.03**

CAD File: ppr/hc2/elec/VEFBPK

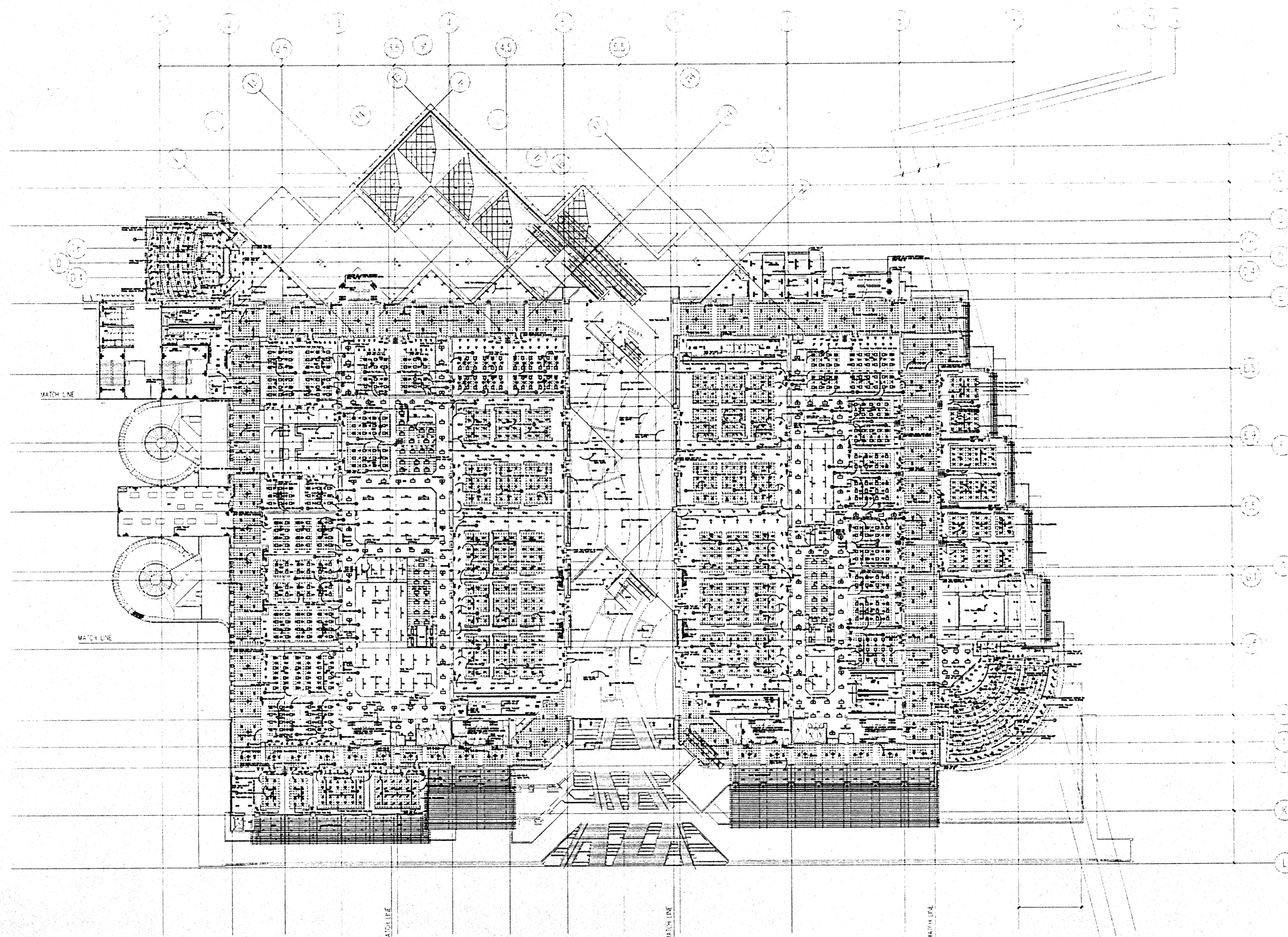


**FOR REFERENCE ONLY**


CONTRACT SPACES: 103  
ACCESSIBLE SPACES: 52

**PARKING LEVEL PLAN**

1/8" = 1'-0" EL. 4.2'-0"



FOR REFERENCE ONLY



# Hawai'i Convention Center

Convention Center Authority  
Honolulu, HI

Wimberly Allison Tong & Goo, Inc.  
Honolulu, HI


in association with

Loschky Margardt & Nesholm  
Seattle, WA

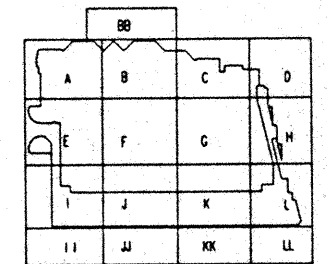
NORDIC / PCL  
A Joint Venture  
Honolulu, HI

Consultants

**Syska & Hennessy**  
**ENGINEERS**  
1800 West Olympic Blvd., Los Angeles, CA 90064  
Telephone: (213) 378-0900 Fax: (213) 476-7400



**LE**  
**LUDVIK**  
**ELECTRIC**  
7300 S. BAYSHORE  
ENGLEWOOD, COLORADO 80155  
(303) 781-5401



Revisions

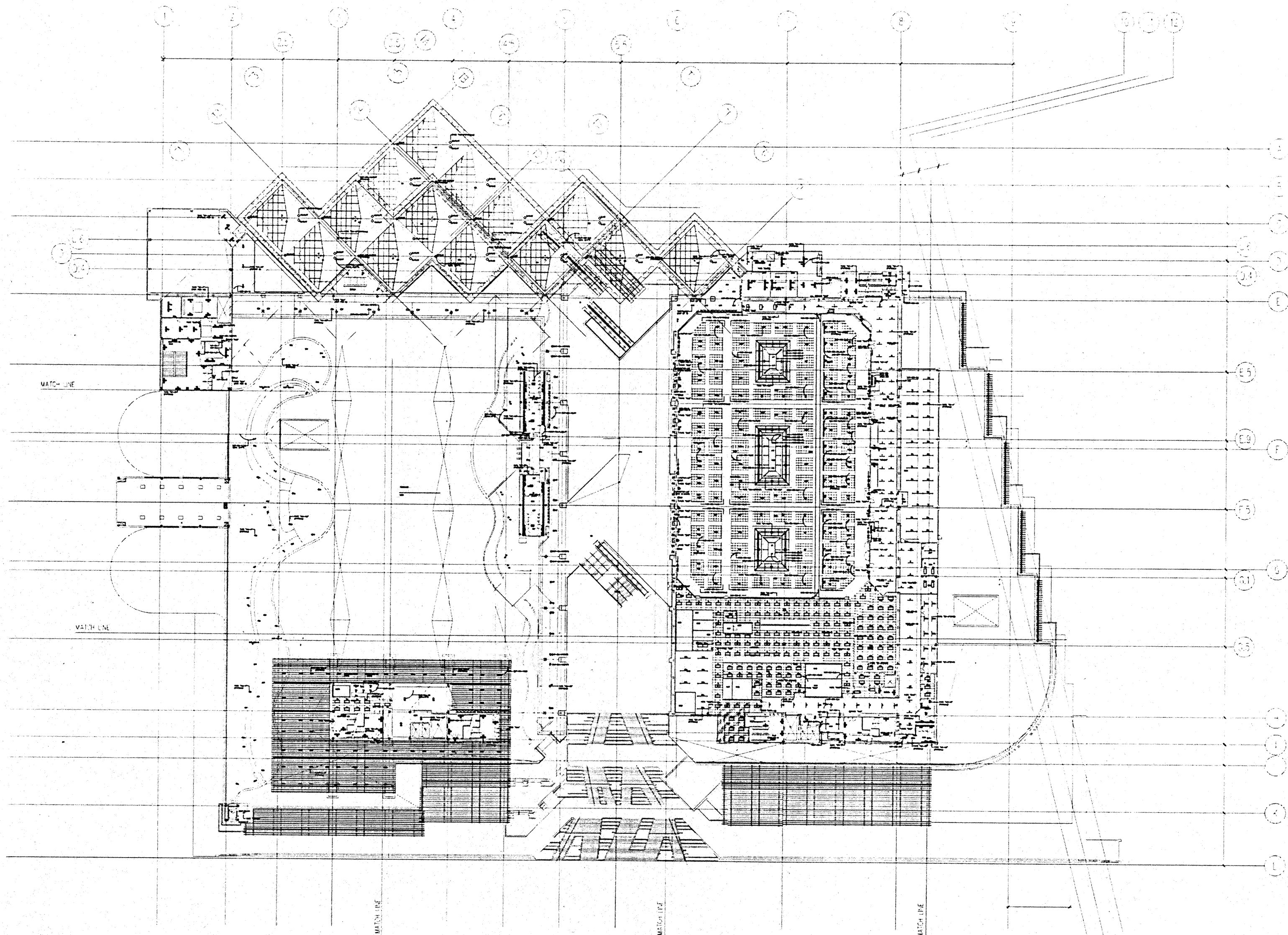
No.	Date	By	Description
12/15/95			FINAL DOCUMENTS
10/17/95			OCTOBER COORDINATION
9/15/95			BUILDING PERMIT SET

Sheet Title

MEETING ROOM  
LEVEL  
LIGHTING PLAN


Designed	MB/DT/TS/VV
Drawn	MB/DT/TS/VV
Checked	N/NN
Date	9/15/95
Job No.	93038.029
Sheet No.	EL.2.0.4

CAD File: p:\proj\2\elec\REFE.MR



FOR REFERENCE ONLY

EAL  
LEVEL  
FLO



# Hawai'i Convention Center

Convention Center Authority  
Honolulu, HI

Wimberly Allison Tong & Goo, Inc.  
Honolulu, HI

In association with

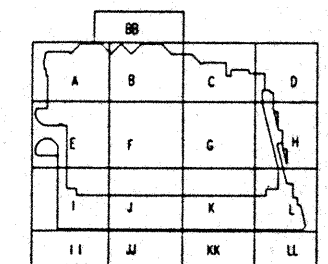
Loschky Marquardt & Nesholm  
Seattle, WA

NORDIC / PCL  
A Joint Venture  
Honolulu, HI

Consultants

## Syska & Hennessy

ENGINEERS  
1900 West Century Blvd., Los Angeles, CA 90064  
Telephone (213) 215-0800 Fax (213) 478-7400



Revisions

No.	Date	By	Description
12/15/95			FINAL DOCUMENTS
10/17/95			OCTOBER COORDINATION
9/15/95			BUILDING PERMIT SET


Sheet Title

BALLROOM  
LEVEL  
LIGHTING PLAN

Designed	MB/DT/TS/VV
Drawn	MB/DT/TS/VV
Checked	N/NN
Date	9/15/95
Job No.	93038.029

Sheet No.

EL.2.0.5



# Hawai'i Convention Center

Convention Center Authority  
Honolulu, HI

Wimberly Allison Tong & Goo, Inc.  
Honolulu, HI

In association with


Loeckky Marquardt & Nesholm  
Seattle, WA

NORDIC / PCL  
A Joint Venture  
Honolulu, HI

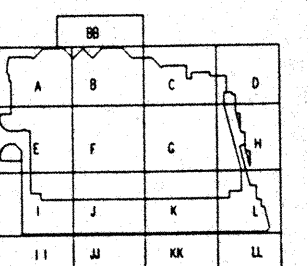
Consultants

**Syska & Hennessy**  
**ENGINEERS**

1800 West Olympic Blvd., Los Angeles, CA 90004  
Telephone (213) 212-2000 Fax (213) 476-7000



7500 S. BROADWAY  
DENVER, COLORADO 80231  
303-733-5447



Revisions

No.	Date	By	Description
12/15/95			FINAL DOCUMENTS
10/17/95			OCTOBER COORDINATION
9/15/95			BUILDING PERMIT SET

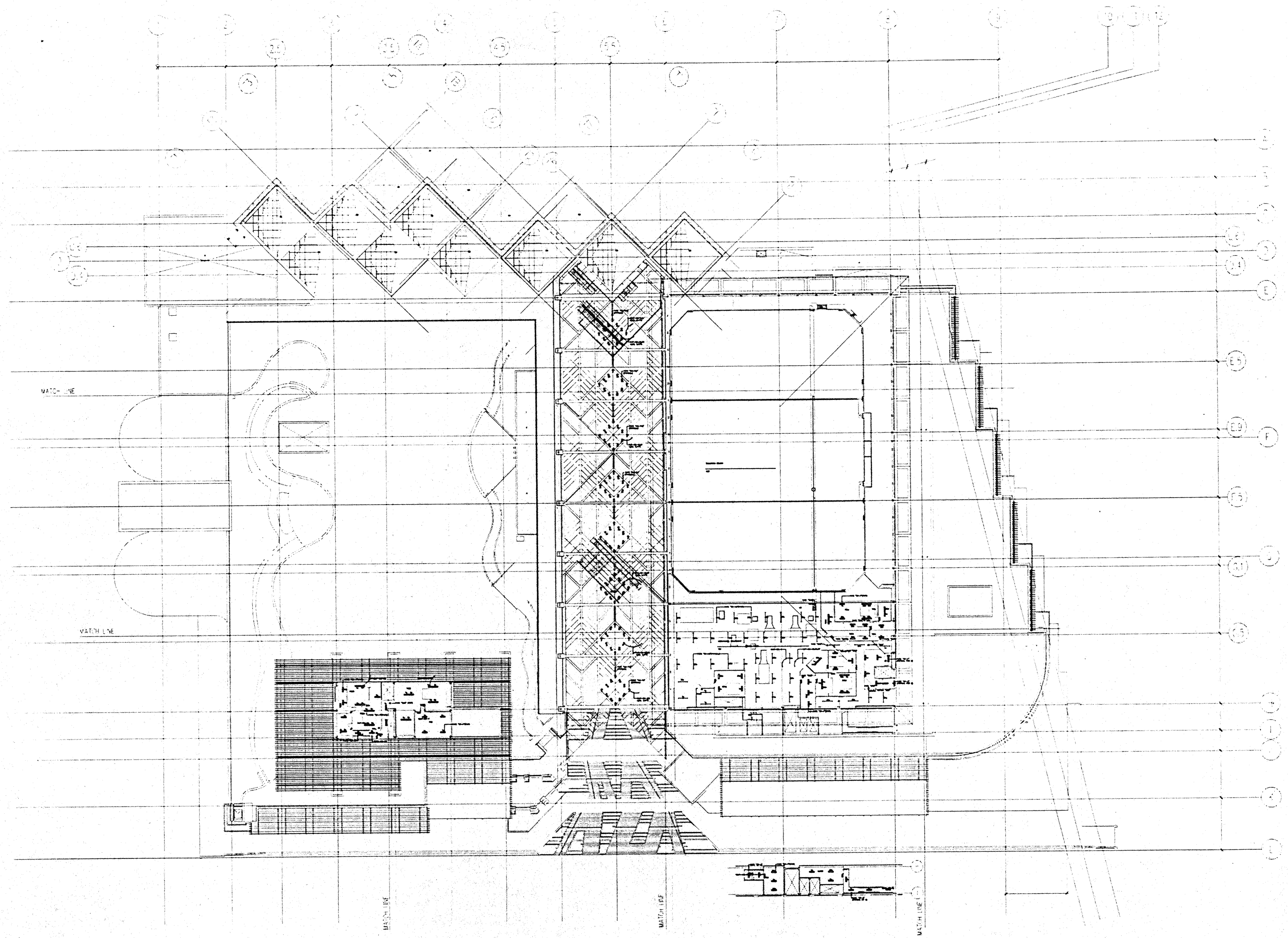
Sheet Title

**PENTHOUSE LEVEL LIGHTING PLAN**

Designed	MB/OT/TS/VV
Drawn	MB/OT/TS/VV
Checked	N/A/N
Date	9/15/95
Job No.	93036.029
Sheet No.	

**EL.2.0.6**

CAD File: penth2elec/REFBPH



FOR REFERENCE ONLY


PENTHOUSE LEVEL PLAN  
1/32" = 1'-0"

PEN  
LEVI  
FLO



**GENERAL NOTES:**

1. FOR EXACT LOCATION OF LIGHT FIXTURES REFER TO REFLECTED CEILING PLAN DRAWINGS.
2. ALL LIGHTING CIRCUITS SHALL BE CONTROLLED THROUGH LIGHTING CONTROL PANEL EXCEPT EMERGENCY CIRCUITS FOR EGRESS CORRIDOR, STAIR, AND EXIT SIGNS.
3. FOR EXACT LOCATION OF EXTERIOR LIGHTING REFER TO LANDSCAPE DRAWINGS. COORDINATE THE ROUGH-IN WITH LANDSCAPE CONTRACTOR AFTER THE PLANTING BEING MADE.
4. OCCUPANCY SENSORS IN RESTROOMS SHALL CONTROL TYPE "HF-19" FIXTURES IN RESTROOM AREA IN PARALLEL WITH RELAY PANELS.



# Hawai'i Convention Center

Convention Center Authority  
Honolulu, HI

Winberly Allison Tong & Goo, Inc.  
Honolulu, HI

In association with  
Loeckky Marquardt & Nesholm  
Seattle, WA

NORDIC / PCL  
A Joint Venture  
Honolulu, HI

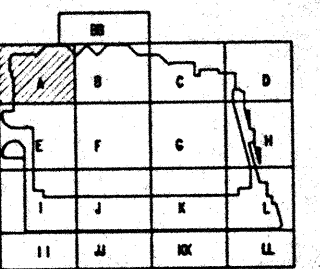
**Consultants**

**Syska & Hennessy**  
ENGINEERS

1700 West Olympic Blvd., Los Angeles, CA 90006  
Telephone (213) 349-0000 Fax (213) 349-0000



LUDVIK  
ELECTRIC  
7000 S. UNIVERSITY AVENUE  
DENVER, COLORADO 80202  
(303) 751-1600



**Revisions**

No.	Date	By	Description

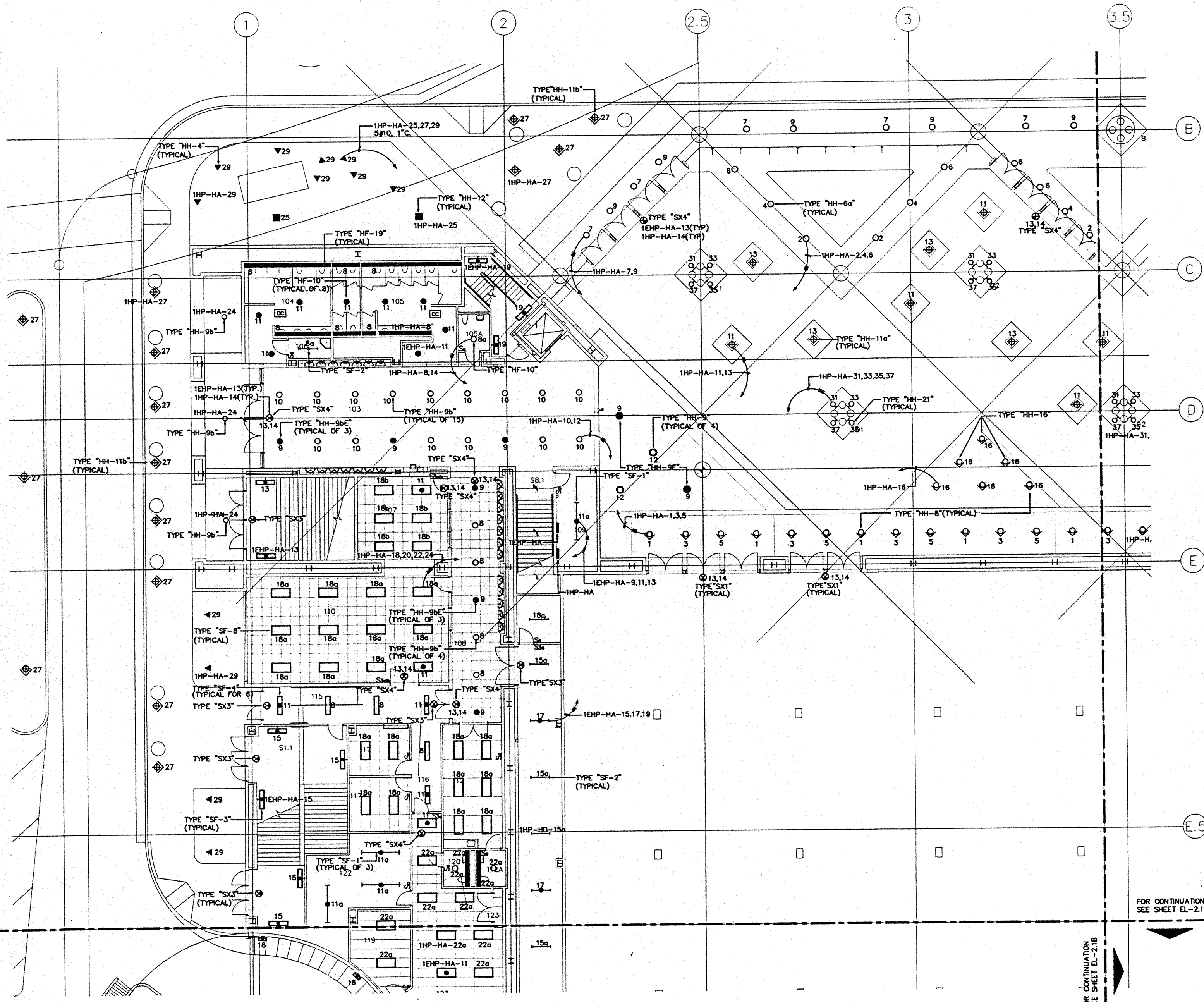
**Sheet Title**

**EXHIBIT LEVEL  
SECTOR A  
FLOOR PLAN  
LIGHTING**

Designed	MBOT/TB/VV
Drawn	MBOT/TB/VV
Checked	M/NH
Date	9/15/95
Job No.	95058.029
Sheet No.	

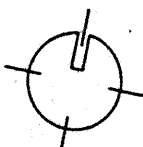
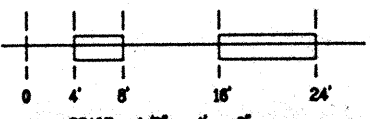
EL-21A

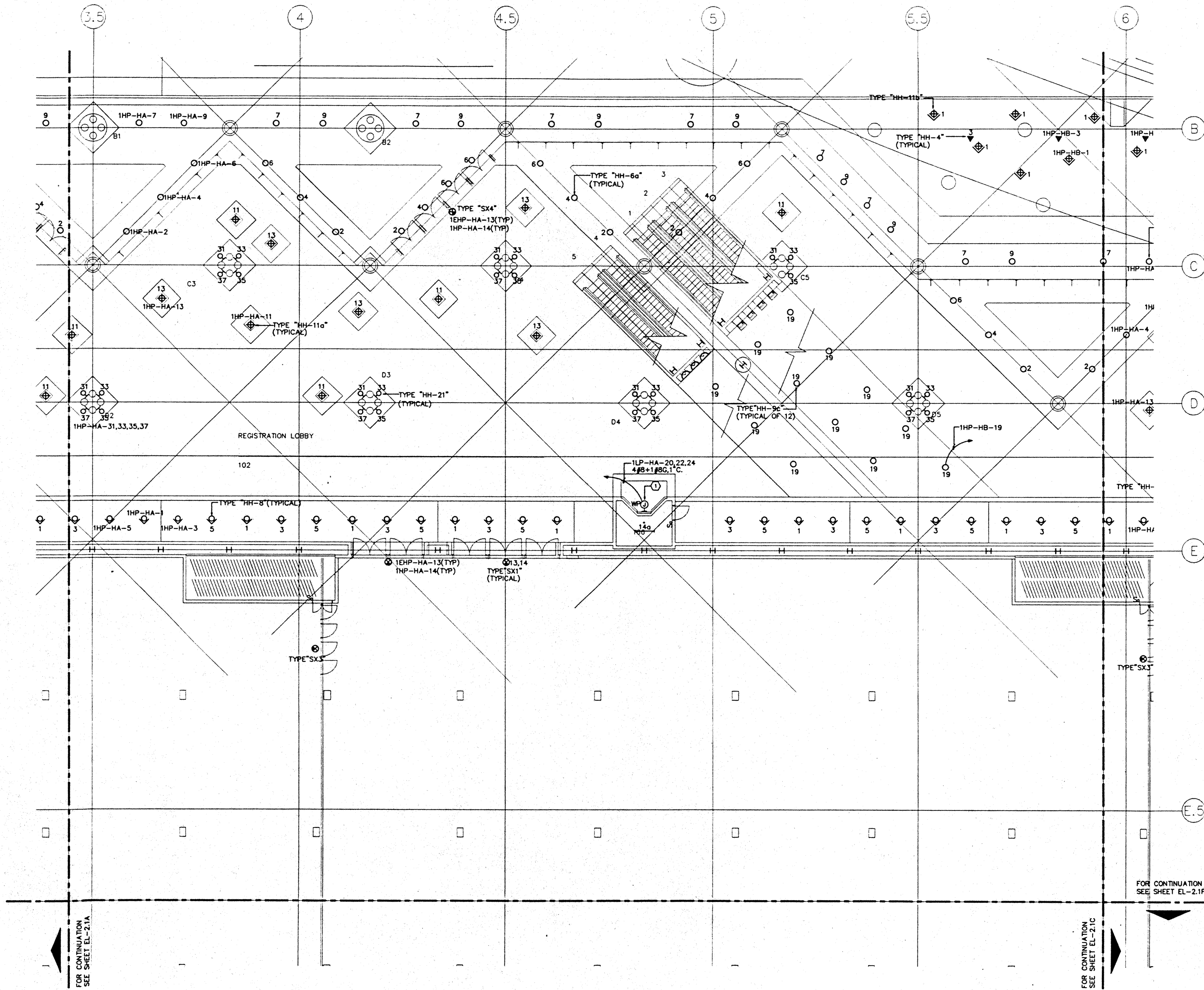
CAD File: spt\h2\el21a\el21a-1a



FOR CONTINUATION  
SEE SHEET EL-21E

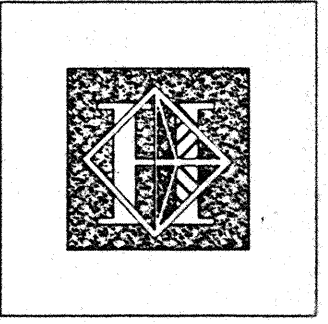
FOR CONTINUATION  
SEE SHEET EL-21B





- GENERAL NOTES:**
1. FOR EXACT LOCATION OF LIGHT FIXTURES REFER TO REFLECTED CEILING PLAN DRAWINGS.
  2. ALL LIGHTING CIRCUITS SHALL BE CONTROLLED THROUGH LIGHTING CONTROL PANEL EXCEPT EMERGENCY CIRCUITS FOR EGRESS CORRIDOR, STAIR, AND EXIT SIGNS.
  3. FOR EXACT LOCATION OF EXTERIOR LIGHTING REFER TO LANDSCAPE DRAWINGS. COORDINATE THE ROUGH-IN WITH LANDSCAPE CONTRACTOR AFTER THE PLANTING BEING MADE.

- SPECIFIC NOTES:**
1. POWER SUPPLY FOR WATER FEATURE LIGHT FIXTURES. COORDINATE WITH WATER FEATURE CONTRACTOR FOR TERMINATION POINT.

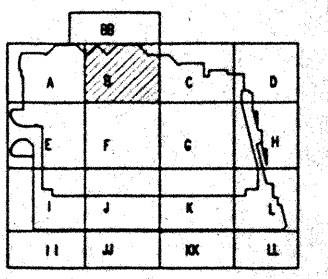



# Hawai'i Convention Center

Convention Center Authority  
Honolulu, HI

Winberly Allison Tong & Goo, Inc.  
Honolulu, HI  
In association with  
Loschky Marquardt & Nesholm  
Seattle, WA  
NORDIC / PCL  
A Joint Venture  
Honolulu, HI

Consultants  
**Syska & Hennessy**  
ENGINEERS  
1000 West Queen Street, Los Angeles, CA 90044  
Telephone (800) 258-0000 Fax (415) 476-7400

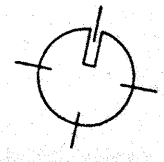
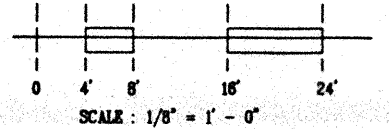


**Revisions**

No.	Date	By	Description
12/15/95			FINAL DOCUMENTS
11/7/95			OCTOBER COORDINATION
9/15/95			BUILDING PERMIT SET

## EXHIBIT LEVEL SECTOR B FLOOR PLAN LIGHTING

Designed	MB/DT/TS/VV
Drawn	MB/DT/TS/VV
Checked	N/WH
Date	9/15/95
Job No.	95036.029
Sheet No.	EL-2.1B




FOR CONTINUATION SEE SHEET EL-2.1A

FOR CONTINUATION SEE SHEET EL-2.1C

FOR CONTINUATION SEE SHEET EL-2.1F





# Hawai'i Convention Center

Convention Center Authority  
Honolulu, HI

Winberry Allison Tong & Goo, Inc.  
Honolulu, HI

in association with

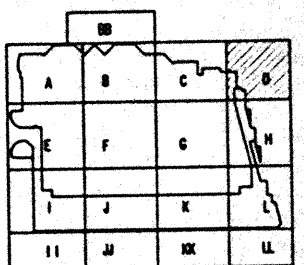
Loachky Marquardt & Neahom  
Seattle, WA

NORDIC / PCL  
A Joint Venture  
Honolulu, HI

Consultants

Syska & Hennessy

ENGINEERS  
1900 West Century Blvd., Los Angeles, CA 90044  
Telephone (818) 948-0880 Fax (818) 478-7488



Revisions

No.	Date	By	Description

Sheet Title

EXHIBIT LEVEL  
SECTOR D  
FLOOR PLAN  
LIGHTING

Designed	MB/07/20/00
Drawn	MB/07/20/00
Checked	N/00
Date	9/25/00
Job No.	0000020
Sheet No.	

EL-2.1D

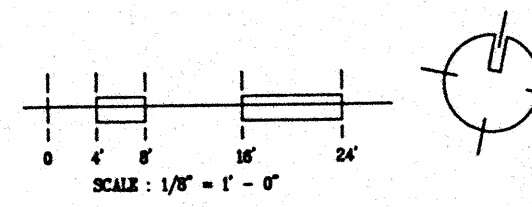
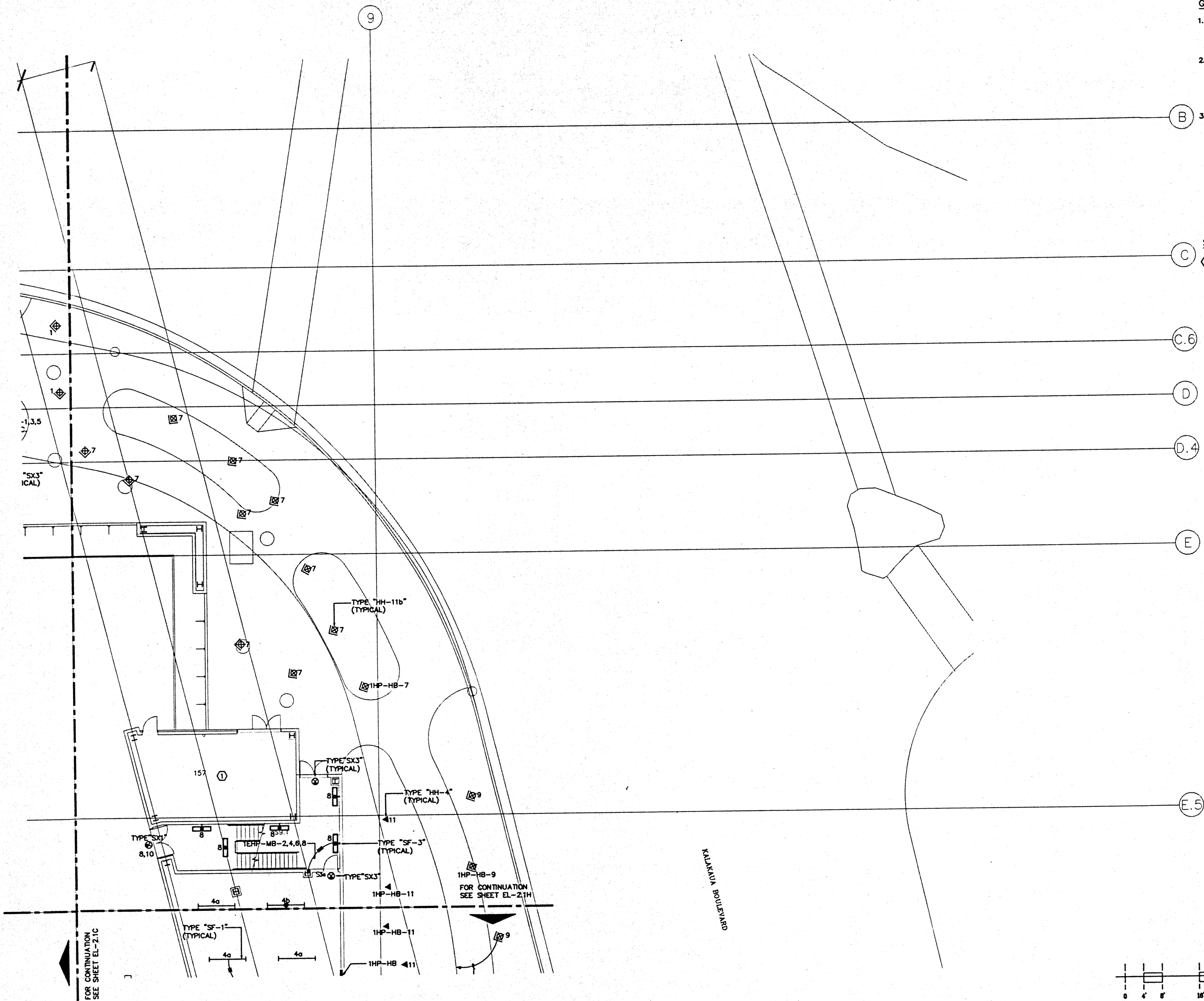
CAD File: p:\p\h\2000\EL2-D

GENERAL NOTES:

1. FOR EXACT LOCATION OF LIGHT FIXTURES REFER TO REFLECTED CEILING PLAN DRAWINGS.
2. ALL LIGHTING CIRCUITS SHALL BE CONTROLLED THROUGH LIGHTING CONTROL PANEL EXCEPT EMERGENCY CIRCUITS FOR EGRESS CORRIDOR, STAIR, AND EXIT SIGNS.
3. FOR EXACT LOCATION OF EXTERIOR LIGHTING REFER TO LANDSCAPE DRAWINGS. COORDINATE THE ROUGH-IN WITH LANDSCAPE CONTRACTOR AFTER THE PLANTING BEING MADE.

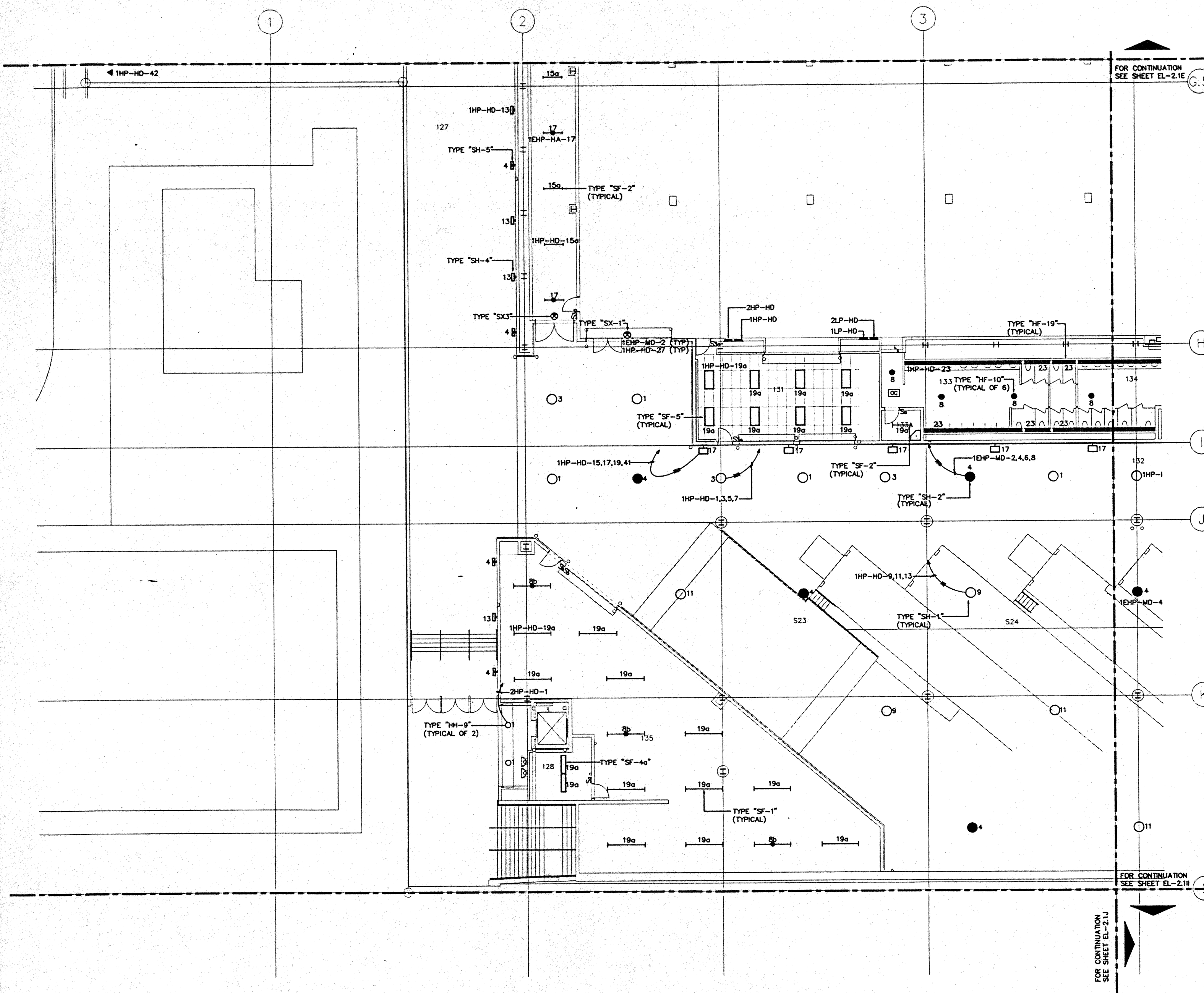
SPECIFIC NOTES:

- 1 REFER TO POWER PLANS FOR POWER SUPPLY TO LIGHT FIXTURES IN THIS ROOM.







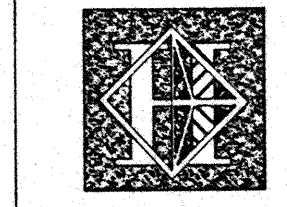
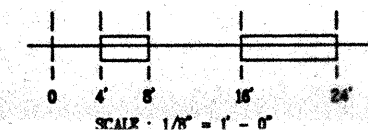


- GENERAL NOTES:**
1. FOR EXACT LOCATION OF LIGHT FIXTURES REFER TO REFLECTED CEILING PLAN DRAWINGS.
  2. ALL LIGHTING CIRCUITS SHALL BE CONTROLLED THROUGH LIGHTING CONTROL PANEL EXCEPT EMERGENCY CIRCUITS FOR EGRESS CORRIDOR, STAIR, AND EXIT SIGNS.
  3. FOR EXACT LOCATION OF EXTERIOR LIGHTING REFER TO LANDSCAPE DRAWINGS. COORDINATE THE ROUGH-IN WITH LANDSCAPE CONTRACTOR AFTER THE PLANTING BEING MADE.
  4. OCCUPANCY SENSORS IN RESTROOMS SHALL CONTROL TYPE "HF-19" FIXTURES IN RESTROOM AREA IN PARALLEL WITH RELAY PANELS.

FOR CONTINUATION  
SEE SHEET EL-2.1E

FOR CONTINUATION  
SEE SHEET EL-2.1I

FOR CONTINUATION  
SEE SHEET EL-2.1J



# Hawai'i Convention Center

Convention Center Authority  
Honolulu, HI

Winberly Allison Tong & Goo, Inc.  
Honolulu, HI

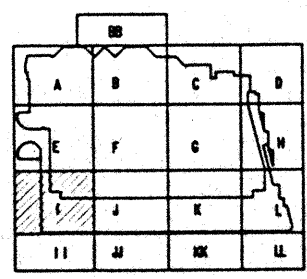

In association with

Loechky Margardt & Neeshom  
Seattle, WA

NORDIC / PCL  
A Joint Venture  
Honolulu, HI

Consultants

**Syska & Hennessy**  
ENGINEERS  
1000 West Street, Suite 100, Honolulu, HI 96813  
Telephone: (808) 473-2000 Fax: (808) 473-7000



Revisions

No.	Date	By	Description
12/16/95			FINAL DOCUMENTS
10/17/95			OCTOBER COORDINATION
9/15/95			BUILDING PERMIT SET

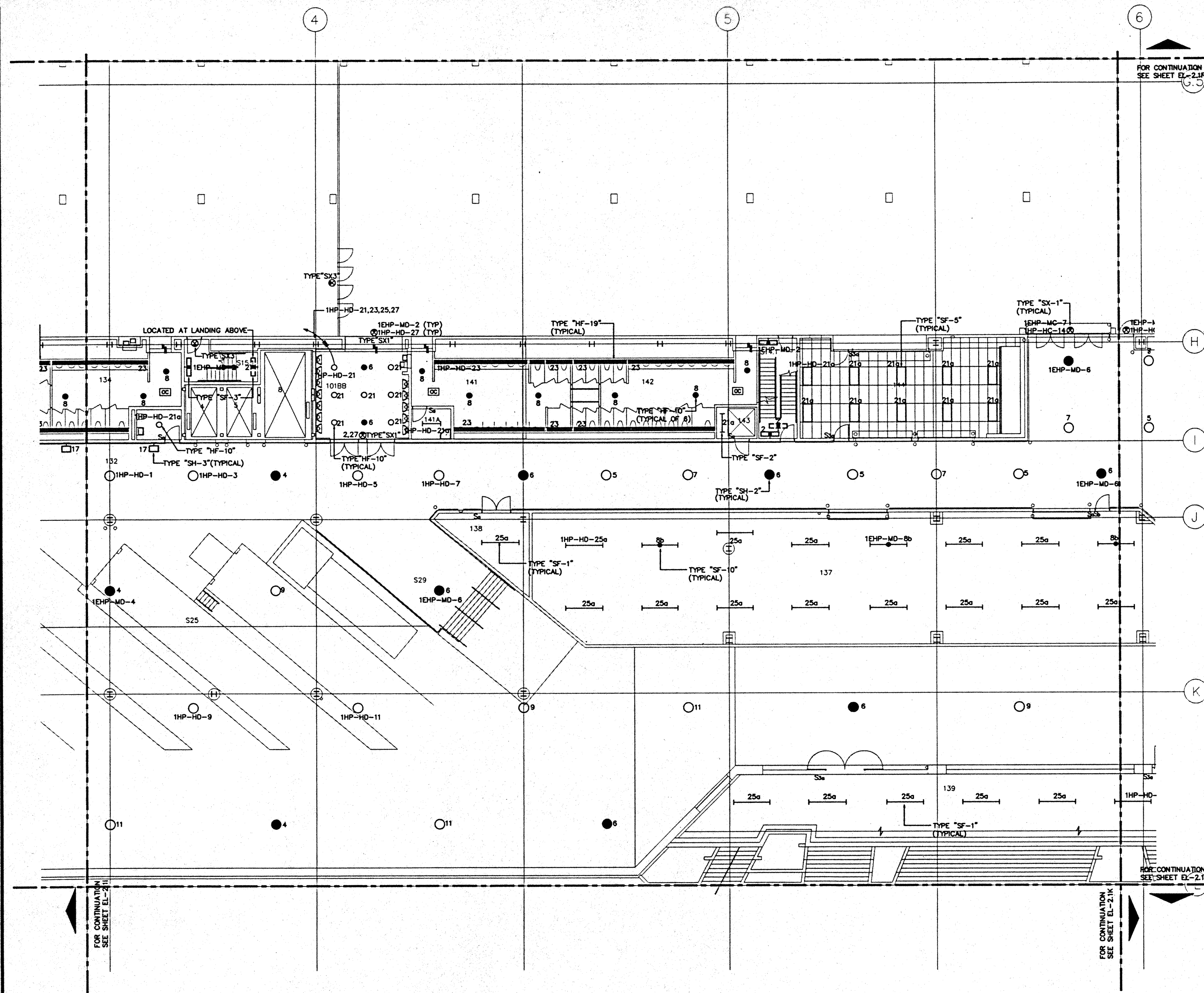
Sheet Title

## EXHIBIT LEVEL SECTOR I FLOOR PLAN LIGHTING

Designed: MBOT/TS/VV  
Drawn: MBOT/TS/VV  
Checked: N/R/N  
Date: 8/15/95  
Job No.: 8808029  
Sheet No.:

EL-2.11

CAD File: s:\p\hawaii\el2.11



- GENERAL NOTES:**
1. FOR EXACT LOCATION OF LIGHT FIXTURES REFER TO REFLECTED CEILING PLAN DRAWINGS.
  2. ALL LIGHTING CIRCUITS SHALL BE CONTROLLED THROUGH LIGHTING CONTROL PANEL EXCEPT EMERGENCY CIRCUITS FOR EGRESS CORRIDOR, STAIR, AND EXIT SIGNS.
  3. FOR EXACT LOCATION OF EXTERIOR LIGHTING REFER TO LANDSCAPE DRAWINGS. COORDINATE THE ROUGH-IN WITH LANDSCAPE CONTRACTOR AFTER THE PLANTING BEING MADE.
  4. OCCUPANCY SENSORS IN RESTROOMS SHALL CONTROL TYPE "HF-19" FIXTURES IN RESTROOM AREA IN PARALLEL WITH RELAY PANELS.



# Hawaii Convention Center


Convention Center Authority  
Honolulu, HI

Wimberly Allison Tong & Goo, Inc.  
Honolulu, HI

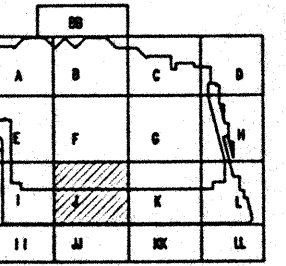
In association with  
Loechky Marquardt & Neshom  
Seattle, WA

NORDIC / PCL  
A Joint Venture  
Honolulu, HI

Consultants  
**Syska & Hennessy**  
ENGINEERS  
2920 West Olympic Blvd., Los Angeles, CA 90024  
Telephone 818/418-8888 Fax 818/476-7666



**TE LUDVIK ELECTRIC**  
7260 S. BROADWAY  
ENGLEWOOD, COLORADO 80110  
(303) 757-1948



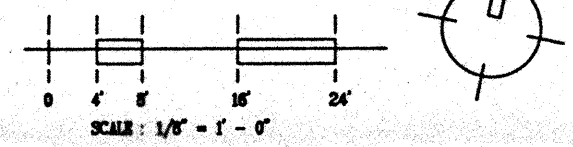
**Revisions**

No.	Date	By	Description

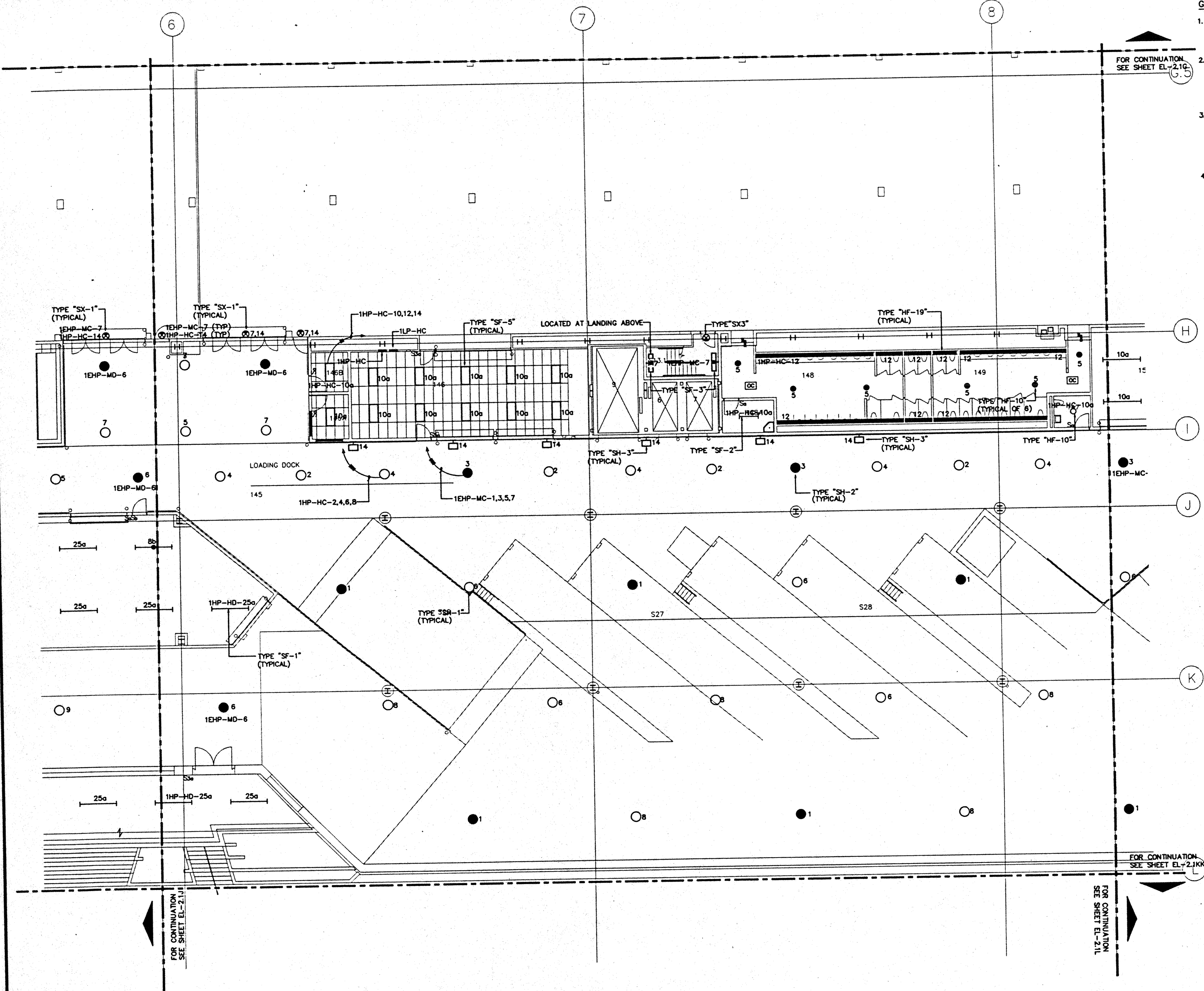
**EXHIBIT LEVEL  
SECTOR J  
FLOOR PLAN  
LIGHTING**

Designed	MB/07/TS/VV
Drawn	MB/07/TS/VV
Checked	N/09/08
Date	8/15/08
Job No.	06038.029
Sheet No.	<b>EL-2.1J</b>

CAD File: p:\proj\2008\EL2-U








GENERAL NOTES:

1. FOR EXACT LOCATION OF LIGHT FIXTURES REFER TO REFLECTED CEILING PLAN DRAWINGS.
2. ALL LIGHTING CIRCUITS SHALL BE CONTROLLED THROUGH LIGHTING CONTROL PANEL EXCEPT EMERGENCY CIRCUITS FOR EGRESS CORRIDOR, STAIR, AND EXIT SIGNS.
3. FOR EXACT LOCATION OF EXTERIOR LIGHTING REFER TO LANDSCAPE DRAWINGS. COORDINATE THE ROUGH-IN WITH LANDSCAPE CONTRACTOR AFTER THE PLANTING BEING MADE.
4. OCCUPANCY SENSORS IN RESTROOMS SHALL CONTROL TYPE "HF-19" FIXTURES IN RESTROOM AREA IN PARALLEL WITH RELAY PANELS.



# Hawai'i Convention Center

Convention Center Authority  
Honolulu, HI

Winberry Allison Tong & Goo, Inc.  
Honolulu, HI

In association with

Loschky Marquardt & Nasholm  
Seattle, WA

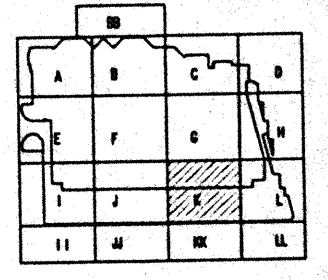
NORDIC / PCL  
A Joint Venture  
Honolulu, HI

Consultants

**Syska & Hennessy**  
ENGINEERS  
1500 West Olympic Blvd., Los Angeles, CA 90066  
Telephone (213) 975-0200 Fax (213) 975-7500



**LUDVIK ELECTRIC**  
7500 S. SHORELINE  
BOLSHOOC, COLORADO 80504  
(303) 751-2648



Revisions

No.	Date	Description
12/15/95		FINAL DOCUMENTS
10/17/95		OCTOBER COORDINATION
9/15/95		BUILDING PERMIT SET

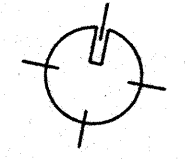
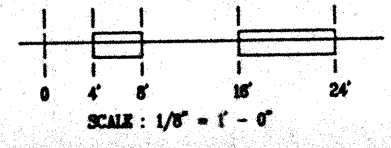
Sheet Title

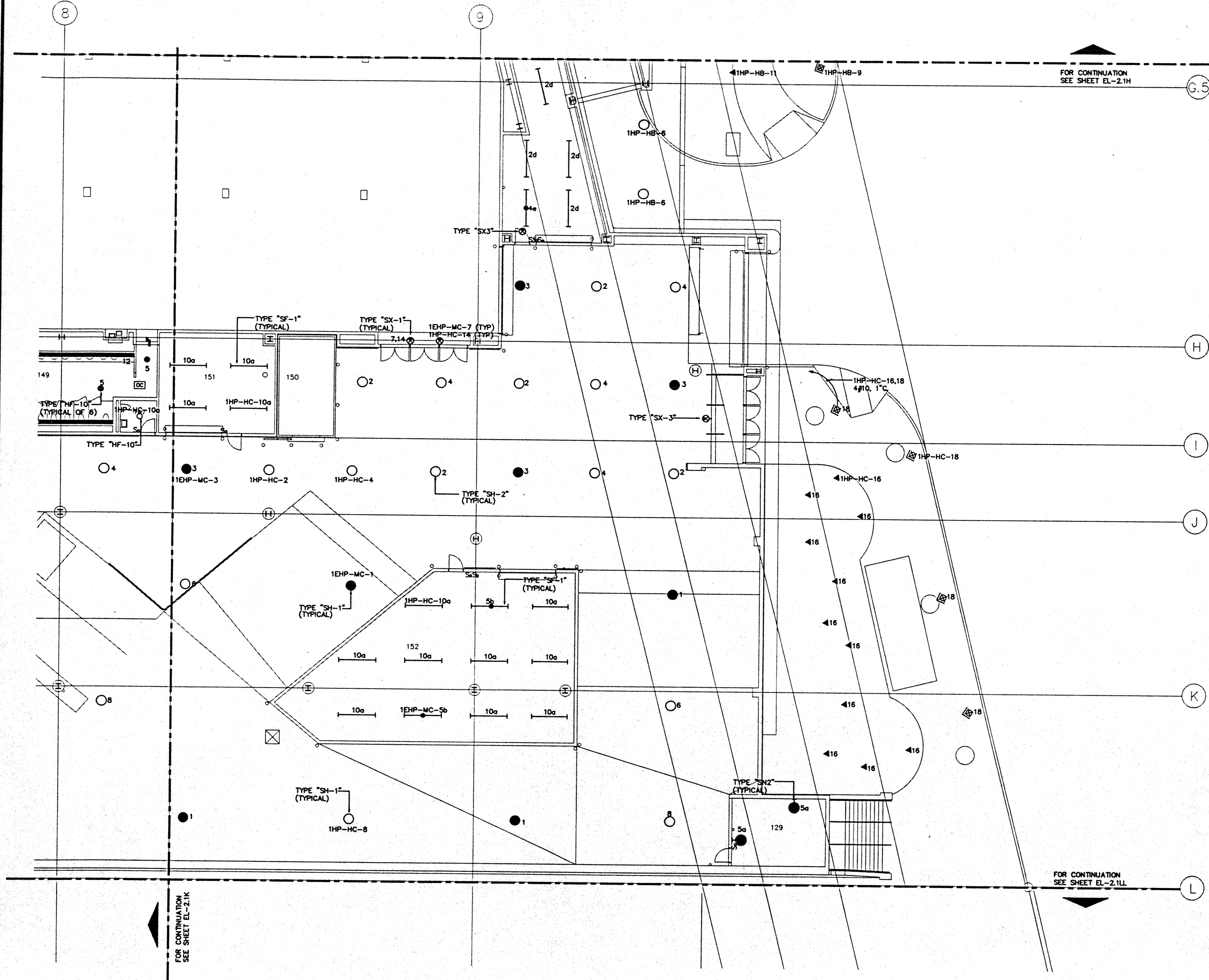
EXHIBIT LEVEL  
SECTOR K  
FLOOR PLAN  
LIGHTING

Designed	MM/OT/TS/VV
Drawn	MM/OT/TS/VV
Checked	N/AN
Date	9/15/95
Job No.	85038.023
Sheet No.	


EL-2.1K

CAD File: ptp/arc/elec/EL2-K





- GENERAL NOTES:**
1. FOR EXACT LOCATION OF LIGHT FIXTURES REFER TO REFLECTED CEILING PLAN DRAWINGS.
  2. ALL LIGHTING CIRCUITS SHALL BE CONTROLLED THROUGH LIGHTING CONTROL PANEL EXCEPT EMERGENCY CIRCUITS FOR EGRESS CORRIDOR, STAIR, AND EXIT SIGNS.
  3. FOR EXACT LOCATION OF EXTERIOR LIGHTING REFER TO LANDSCAPE DRAWINGS. COORDINATE THE ROUGH-IN WITH LANDSCAPE CONTRACTOR AFTER THE PLANTING BEING MADE.



# Hawai'i Convention Center

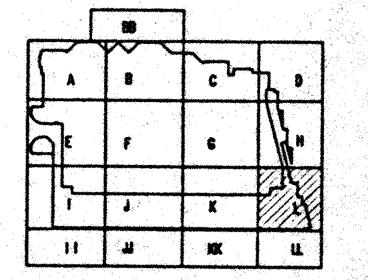
Convention Center Authority  
Honolulu, HI

Wimberly Allison Tong & Goo, Inc.  
Honolulu, HI  
In association with  
Loschky Marquardt & Neeshom  
Seattle, WA

NORDIC / PCL  
A Joint Venture  
Honolulu, HI

**Consultants**

**Syska & Hennessy**  
**ENGINEERS**  
1900 West Olympic Blvd., Los Angeles, CA 90004  
Telephone (213) 912-8800 Fax (213) 470-7400



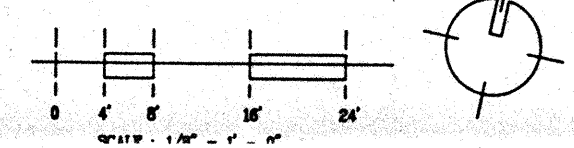
**Revisions**

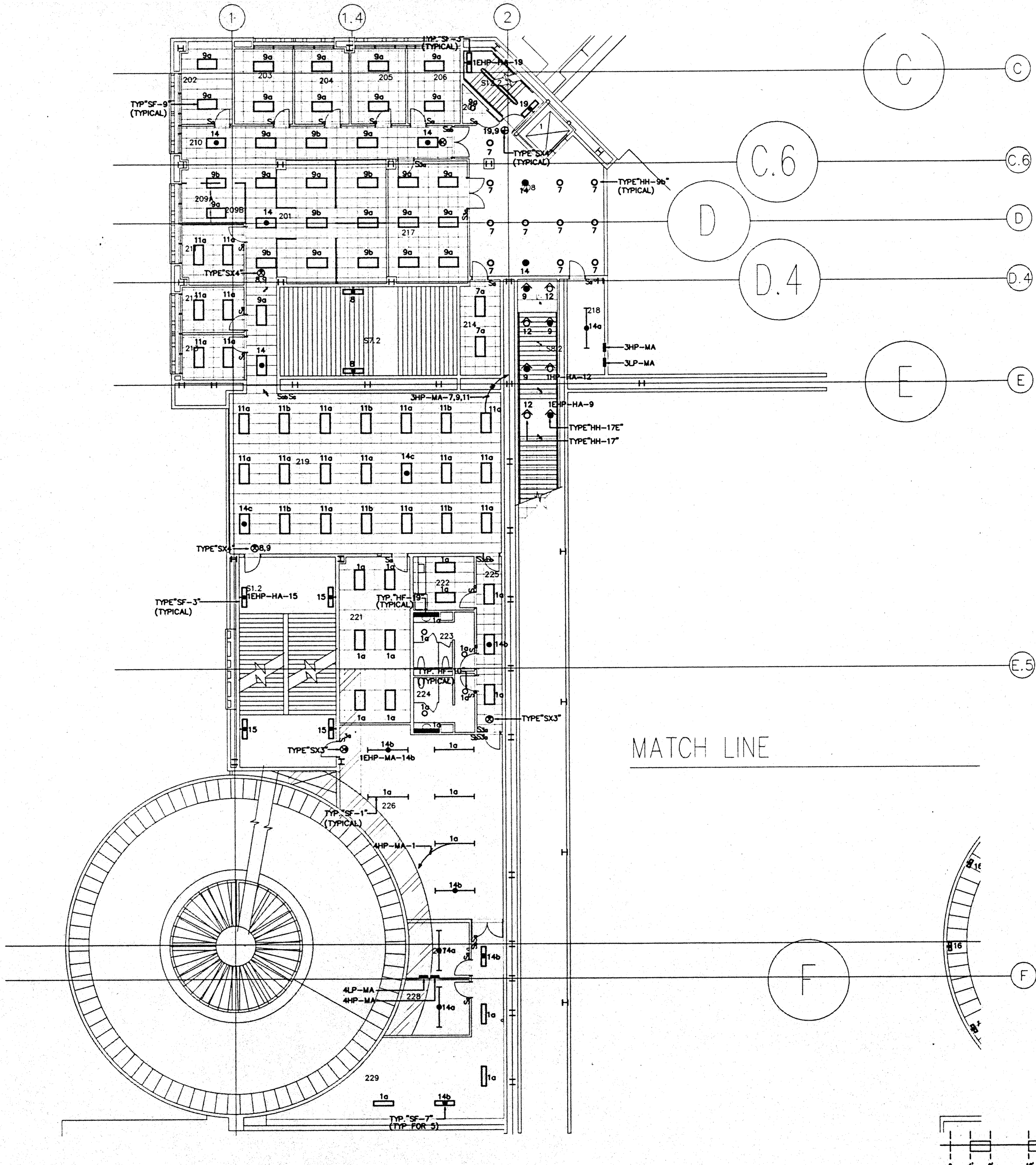
No.	Date	By	Description

**EXHIBIT LEVEL**  
**SECTOR L**  
**FLOOR PLAN**  
**LIGHTING**

Designed MB/7/78/VV  
Drawn MB/7/78/VV  
Checked N/8/81  
Date 9/15/85  
Job No. 92088.023  
Sheet No.


**EL-2.1L**





**GENERAL NOTES:**

1. FOR EXACT LOCATION OF LIGHT FIXTURES REFER TO REFLECTED CEILING PLAN DRAWINGS.
2. ALL LIGHTING CIRCUITS SHALL BE CONTROLLED THROUGH LIGHTING CONTROL PANEL EXCEPT EMERGENCY CIRCUITS FOR EGRESS CORRIDOR, STAIR, AND EXIT SIGNS.
3. FOR EXACT LOCATION OF EXTERIOR LIGHTING REFER TO LANDSCAPE DRAWINGS. COORDINATE THE ROUGH-IN WITH LANDSCAPE CONTRACTOR AFTER THE PLANTING BEING MADE.



**Hawai'i Convention Center**

Convention Center Authority  
Honolulu, HI

Wimberly Allison Tong & Goo, Inc.  
Honolulu, HI

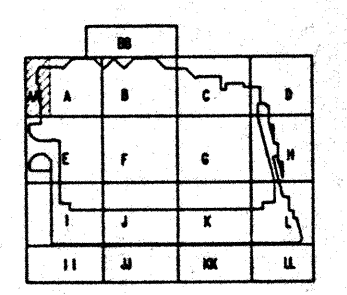
In association with

Loschky Marquardt & Neeholm  
Seattle, WA

NORDIC / PCL  
A Joint Venture  
Honolulu, HI

**Consultants**

**Syska & Hennessy**  
**ENGINEERS**  
1000 West Olympic Blvd., Los Angeles, CA 90004  
Telephone (213) 510-0000 Fax (213) 475-7688

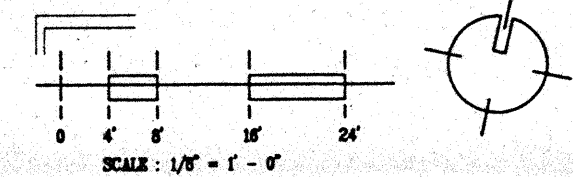



**Revisions**

No.	Date	By	Description

**ADMINISTRATION LEVEL  
AT EL. 19.0'  
SECTOR A  
FLOOR PLAN  
LIGHTING**

Designed	MMO/TB/VV
Drawn	MMO/TB/VV
Checked	N/88
Date	9/26/85
Job No.	90086.022
Sheet No.	EL-21AA





# Hawai'i Convention Center

Convention Center Authority  
Honolulu, HI

Wimberly Allison Tong & Goo, Inc.  
Honolulu, HI

In association with

Loechky Marquardt & Neehom  
Seattle, WA

NORDIC / PCL  
A Joint Venture  
Honolulu, HI

Consultants

## Syska & Hennessy

ENGINEERS

1920 West Olympic Blvd., Los Angeles, CA 90064

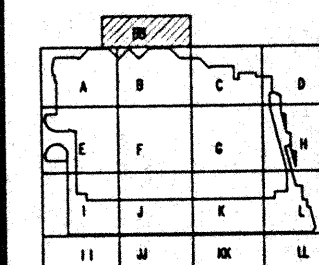
Telephone (213) 512-0500 Fax (213) 475-7000



*Michael McCleery*



7300 S. INDIAN  
BENEFIELD, COLORADO  
80101  
(303) 761-1600



Revisions

No.	Date	By	Description
1	9/15/95	MB/DT/TS/VV	FINAL DOCUMENTS
2	10/17/95	MB/DT/TS/VV	OCTOBER COORDINATION
3	8/15/95	MB/DT/TS/VV	BUILDING PERMIT SET

Sheet Title

EXHIBIT LEVEL  
SECTOR BB  
LIGHTING PLAN

Designed MB/DT/TS/VV

Drawn MB/DT/TS/VV

Checked N/HH

Date 9/15/95

Job No. 95036.023

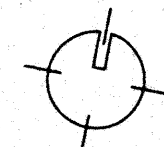
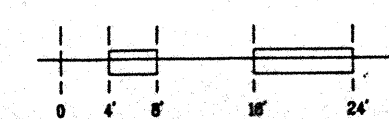
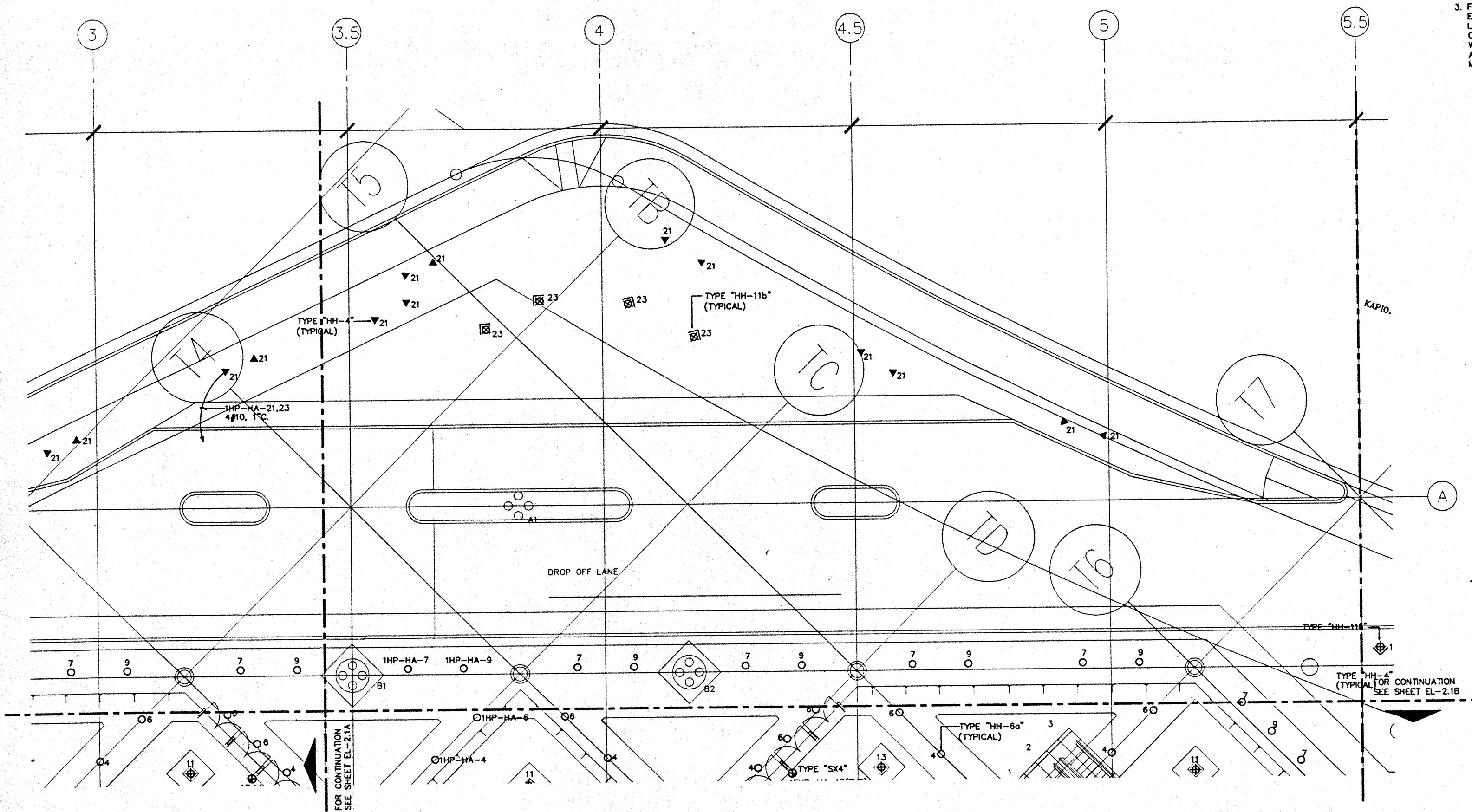
Sheet No.

EL-2.1BB

CAD File: p:\proj\hawaii\el2-1bb


### GENERAL NOTES:

1. FOR EXACT LOCATION OF LIGHT FIXTURES REFER TO REFLECTED CEILING PLAN DRAWINGS.
2. ALL LIGHTING CIRCUITS SHALL BE CONTROLLED THROUGH LIGHTING CONTROL PANEL EXCEPT EMERGENCY CIRCUITS FOR EGRESS CORRIDOR, STAIR, AND EXIT SIGNS.
3. FOR EXACT LOCATION OF EXTERIOR LIGHTING REFER TO LANDSCAPE DRAWINGS. COORDINATE THE ROUGH-IN WITH LANDSCAPE CONTRACTOR AFTER THE PLANTING BEING MADE.



**GENERAL NOTES:**

1. FOR EXACT LOCATION OF LIGHT FIXTURES REFER TO REFLECTED CEILING PLAN DRAWINGS.
2. ALL LIGHTING CIRCUITS SHALL BE CONTROLLED THROUGH LIGHTING CONTROL PANEL EXCEPT EMERGENCY CIRCUITS FOR EGRESS CORRIDOR, STAIR, AND EXIT SIGNS.
3. FOR EXACT LOCATION OF EXTERIOR LIGHTING REFER TO LANDSCAPE DRAWINGS. COORDINATE THE ROUGH-IN WITH LANDSCAPE CONTRACTOR AFTER THE PLANTING BEING MADE.



# Hawai'i Convention Center

Convention Center Authority  
Honolulu, HI

Winberry Allison Tong & Goo, Inc.  
Honolulu, HI

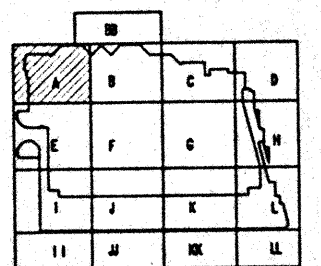
In association with  
Loechky Margardt & Nesholm  
Seattle, WA

NORDIC / PCL  
A Joint Venture  
Honolulu, HI

Consultants

**Syska & Hennessy**  
ENGINEERS

1900 West Orchard Blvd., Los Angeles, CA 90024  
Telephone: (213) 224-2200 Fax: (213) 478-1888

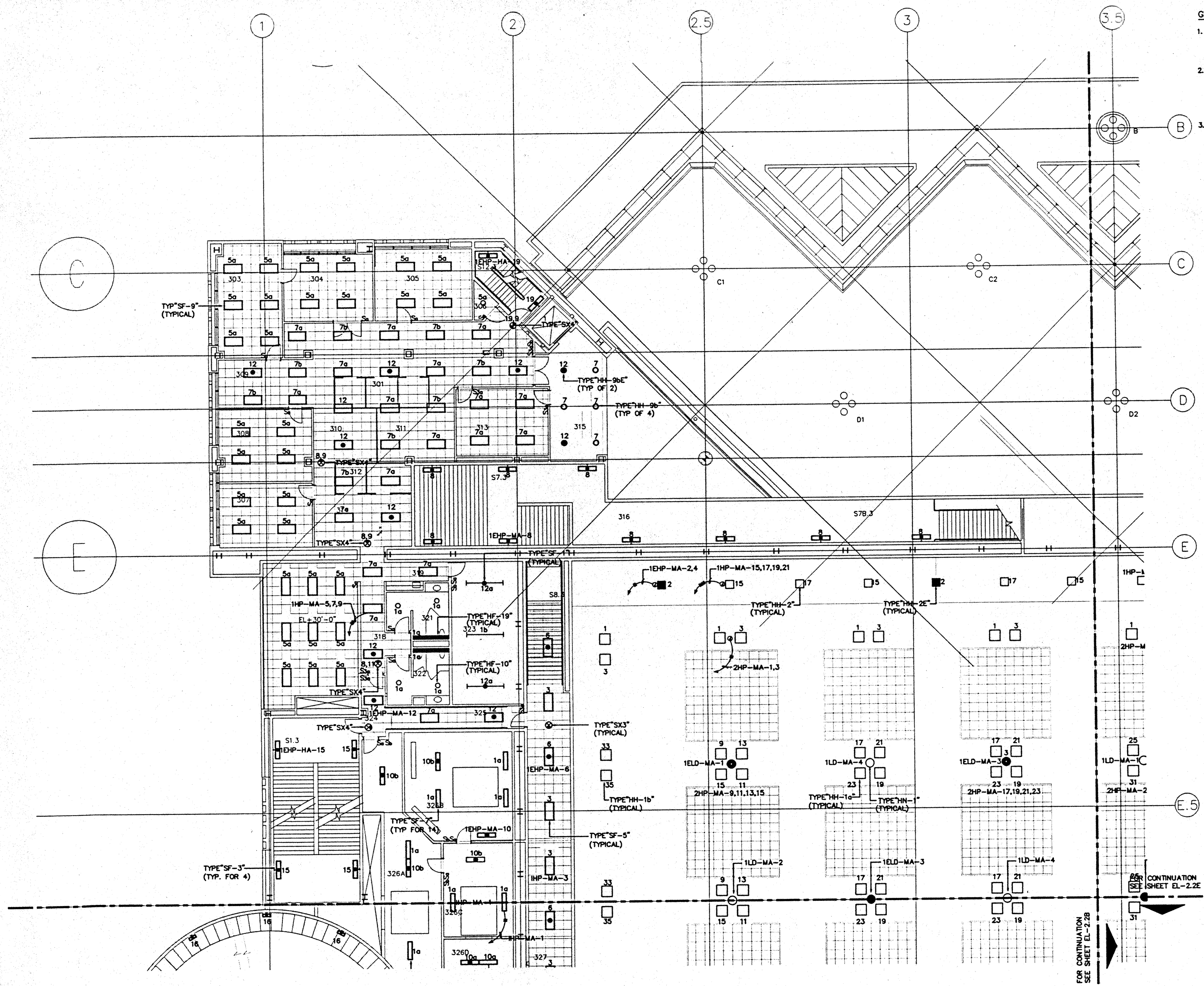


**Revisions**

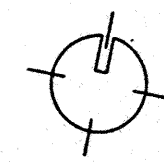
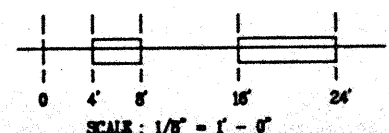
No.	Date	By	Description
1/2/95			FINAL DOCUMENTS
1/17/95			OCTOBER COORDINATION
8/15/95			BUILDING PERMIT SET

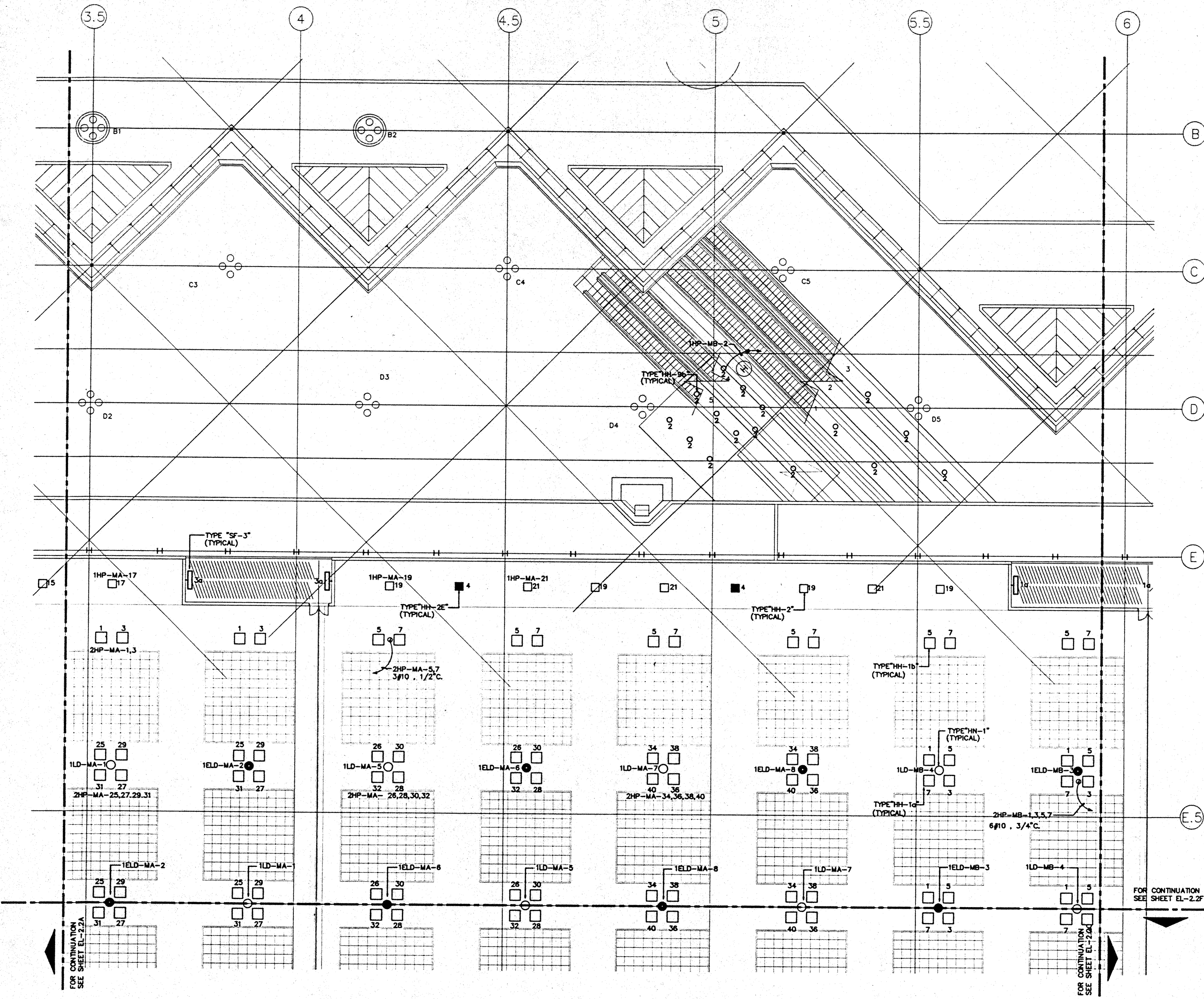
**INTERMEDIATE LEVEL  
SECTOR A  
FLOOR PLAN  
LIGHTING**

Designed	MMT/TB/VV
Drawn	MMT/TB/VV
Checked	MM
Date	8/15/95
Job No.	0029A.023
Sheet No.	EL-2.2A




FOR CONTINUATION  
SEE SHEET EL-2.2B





- GENERAL NOTES:**
1. FOR EXACT LOCATION OF LIGHT FIXTURES REFER TO REFLECTED CEILING PLAN DRAWINGS.
  2. ALL LIGHTING CIRCUITS SHALL BE CONTROLLED THROUGH LIGHTING CONTROL PANEL EXCEPT EMERGENCY CIRCUITS FOR EGRESS CORRIDOR, STAIR, AND EXIT SIGNS.
  3. FOR EXACT LOCATION OF EXTERIOR LIGHTING REFER TO LANDSCAPE DRAWINGS. COORDINATE THE ROUGH-IN WITH LANDSCAPE CONTRACTOR AFTER THE PLANTING BEING MADE.



# Hawai'i Convention Center

Convention Center Authority  
Honolulu, HI

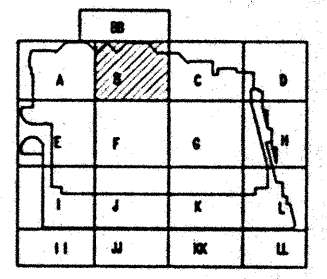

Wimberly Allison Tong & Goo, Inc.  
Honolulu, HI

In association with  
Loeschky Marquardt & Neeshom  
Seattle, WA

NORDIC / PCL  
A Joint Venture  
Honolulu, HI

Consultants

**Syska & Hennessy**  
ENGINEERS  
1900 West Chester Blvd., Los Angeles, CA 90024  
Telephone (818) 948-2222 Fax (818) 948-7448



Revisions

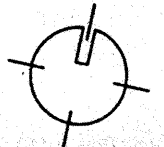
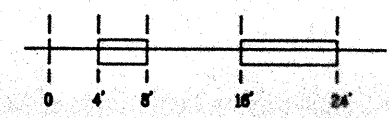
No.	Date	By	Description
12/15/95			FINAL DOCUMENTS
10/7/95			OCTOBER COORDINATION
9/15/95			BUILDING PERMIT SET

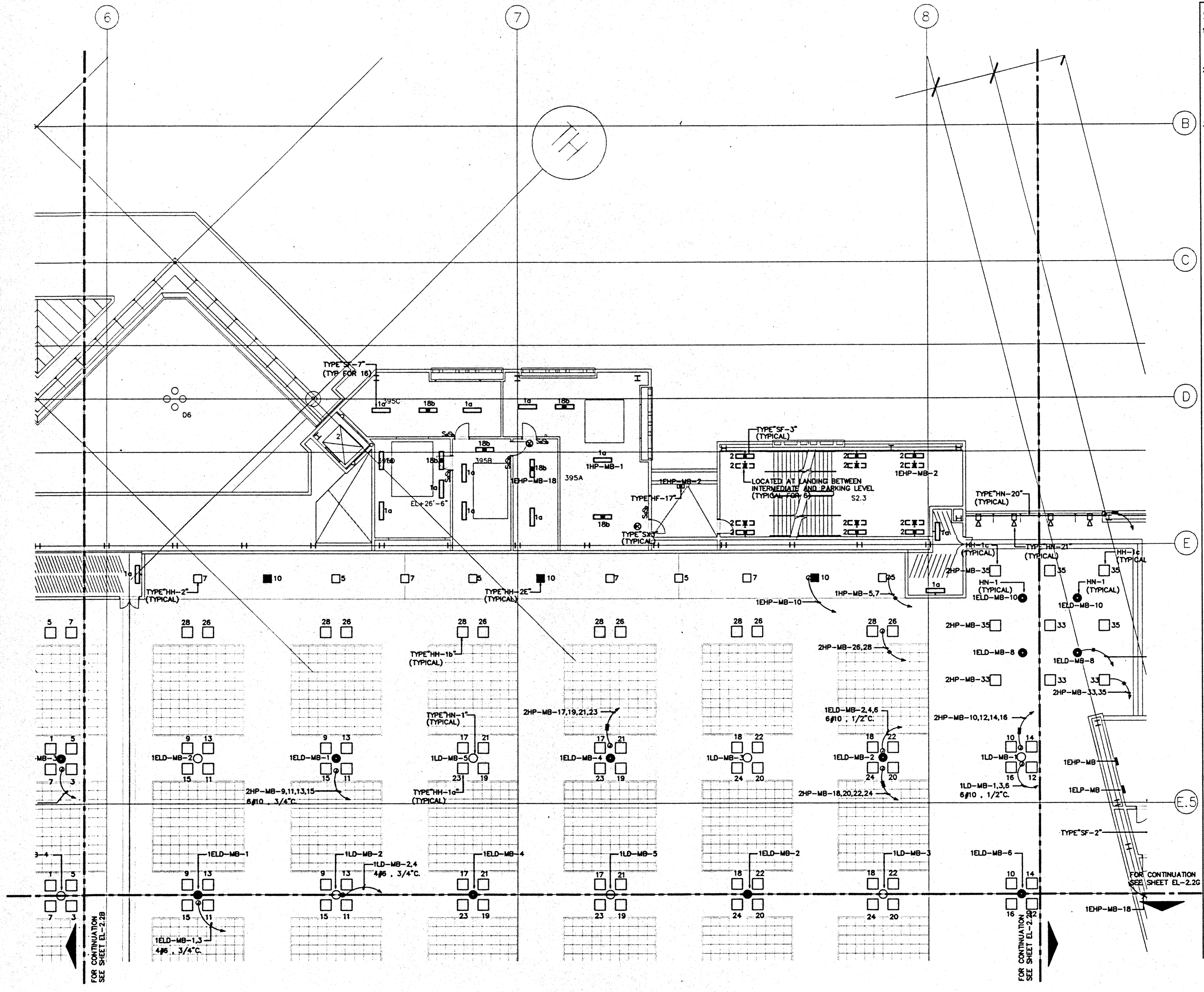
Sheet Title

## INTERMEDIATE LEVEL SECTOR B FLOOR PLAN LIGHTING


Designed MBG/TB/VV  
Drawn MBG/TB/VV  
Checked N/BB  
Date 9/15/95  
Job No. 88086.02B  
Sheet No.

**EL-2.2B**





- GENERAL NOTES:**
1. FOR EXACT LOCATION OF LIGHT FIXTURES REFER TO REFLECTED CEILING PLAN DRAWINGS.
  2. ALL LIGHTING CIRCUITS SHALL BE CONTROLLED THROUGH LIGHTING CONTROL PANEL EXCEPT EMERGENCY CIRCUITS FOR EGRESS CORRIDOR, STAIR, AND EXIT SIGNS.
  3. FOR EXACT LOCATION OF EXTERIOR LIGHTING REFER TO LANDSCAPE DRAWINGS. COORDINATE THE ROUGH-IN WITH LANDSCAPE CONTRACTOR AFTER THE PLANTING BEING MADE.



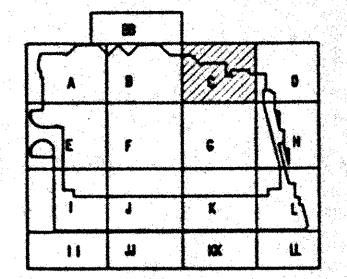
# Hawai'i Convention Center

Convention Center Authority  
Honolulu, HI

Wimberly Allison Tong & Goo, Inc.  
Honolulu, HI  
In association with  
Loescky Marquardt & Neshom  
Seattle, WA

NORDIC / PCL  
A Joint Venture  
Honolulu, HI

Consultants  
**Syska & Hennessy**  
ENGINEERS  
1800 West Olympic Blvd., Los Angeles, CA 90054  
Telephone: (800) 218-0800 Fax: (800) 478-7400



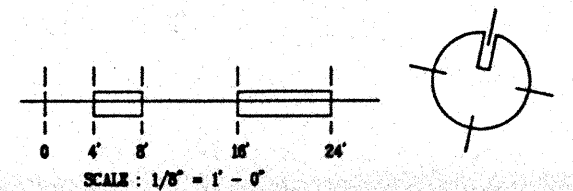
Revisions

No.	Date	By	Description
12/16/96			FINAL DOCUMENTS
10/17/96			OCTOBER COORDINATION
9/15/96			BUILDING PERMIT SET

Sheet Title

**INTERMEDIATE LEVEL  
SECTOR C  
FLOOR PLAN  
LIGHTING**

Designed: MMD/TB/VV  
Drawn: MMD/TB/VV  
Checked: W/WH  
Date: 9/15/96  
Job No.: 90096.023  
Sheet No.: **EL-2.2C**  
CAD File: syp/102/24/96/EL2-2C




9

GENERAL NOTES:

- 1. FOR EXACT LOCATION OF LIGHT FIXTURES REFER TO REFLECTED CEILING PLAN DRAWINGS.
- 2. ALL LIGHTING CIRCUITS SHALL BE CONTROLLED THROUGH LIGHTING CONTROL PANEL EXCEPT EMERGENCY CIRCUITS FOR EGRESS CORRIDOR, STAIR, AND EXIT SIGNS.
- 3. FOR EXACT LOCATION OF EXTERIOR LIGHTING REFER TO LANDSCAPE DRAWINGS. COORDINATE THE ROUGH-IN WITH LANDSCAPE CONTRACTOR AFTER THE PLANTING BEING MADE.

SPECIFIC NOTES:

- ① REFER TO POWER PLANS FOR POWER SUPPLY TO LIGHT FIXTURES IN THIS ROOM.



# Hawai'i Convention Center

Convention Center Authority  
Honolulu, HI

Winberry Allison Tong & Goo, Inc.  
Honolulu, HI

in association with  
Loechky Marquardt & Neesholm  
Seattle, WA

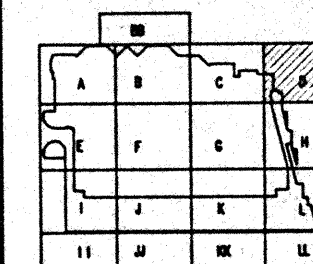
NORDIC / PCL  
A Joint Venture  
Honolulu, HI

Consultants

**Syska & Hennessy**  
ENGINEERS  
1910 West Olympic Blvd., Los Angeles, CA 90004  
Telephone (213) 215-2800 Fax (213) 475-7000



7000 S. SHOSHONE  
DENVER, COLORADO  
80202  
(303) 733-5000



Revisions

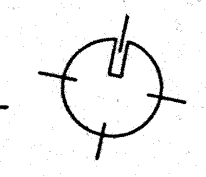
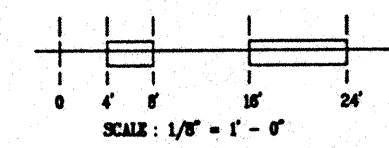
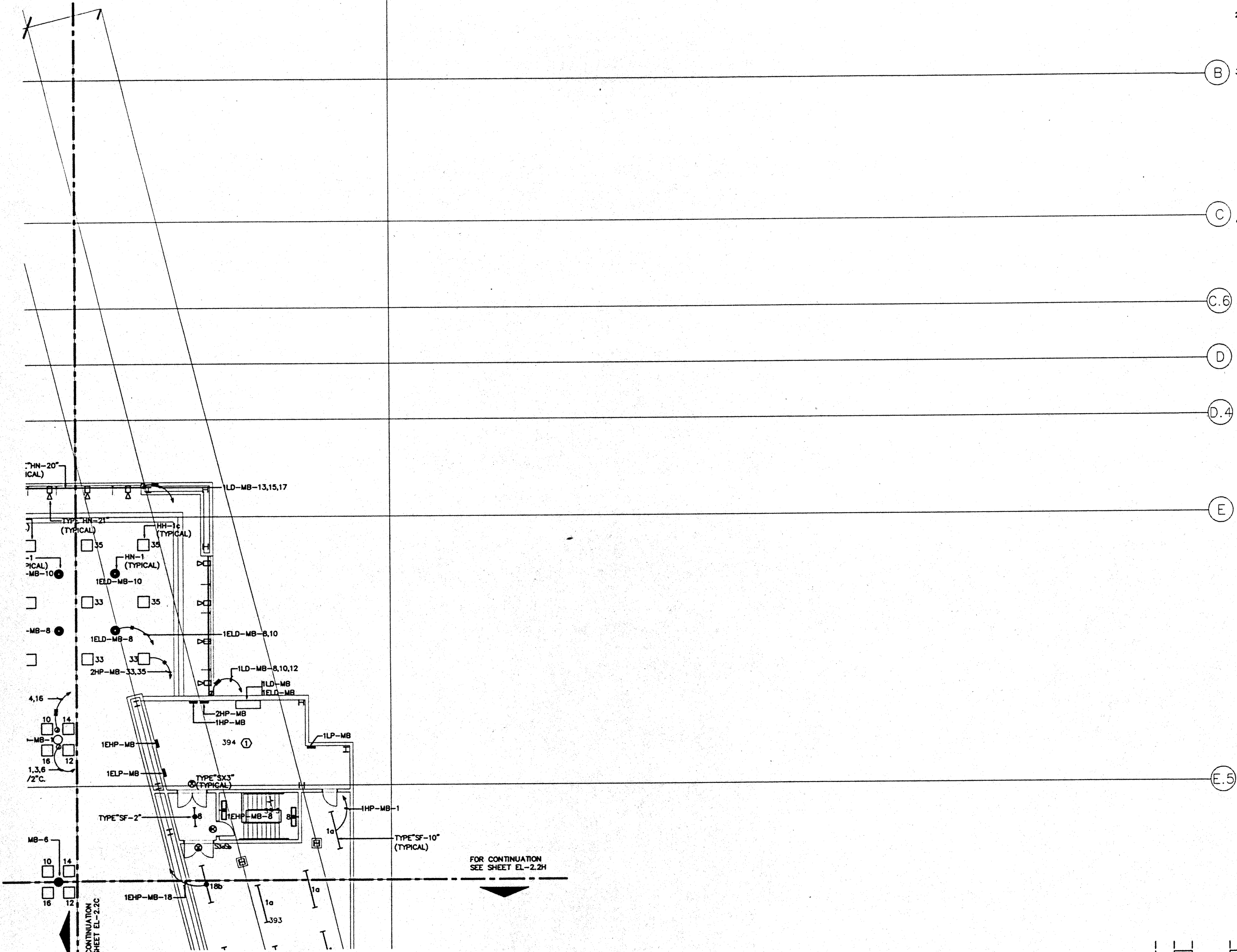
No.	Date	By	Description
1	8/16/95		FINAL DOCUMENTS
2	10/17/95		OCTOBER COORDINATION
3	8/16/95		BUILDING PERMIT SET

Sheet Title

INTERMEDIATE LEVEL  
SECTOR D  
FLOOR PLAN  
LIGHTING

Designed	MMOT/TB/VV
Drawn	MMOT/TB/VV
Checked	N/A/N
Date	8/16/95
Job No.	00000229
Sheet No.	EL-2.2D

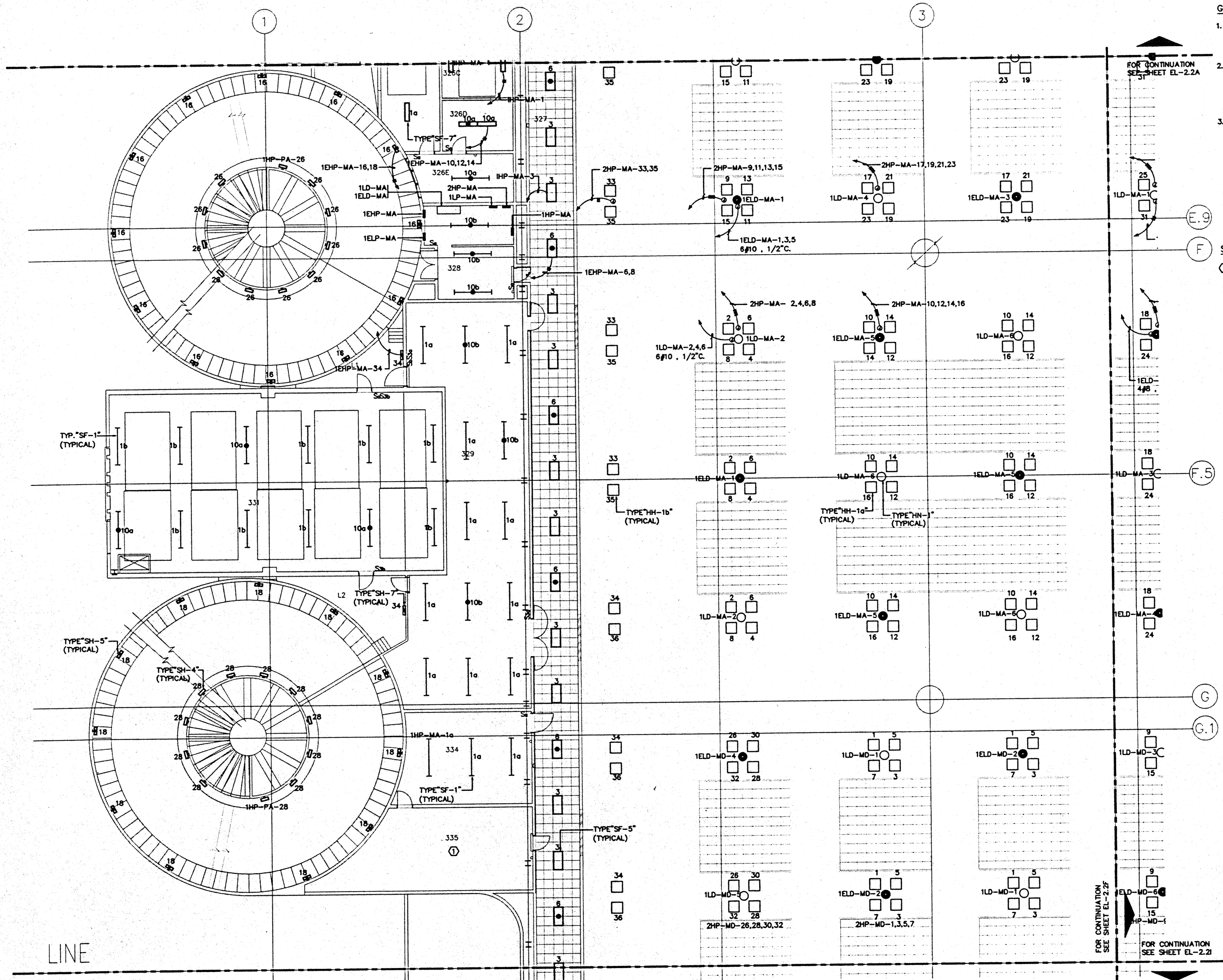
CAD File: p:\proj\hawaii\EL-2.2D



FOR CONTINUATION  
SEE SHEET EL-2.2H

FOR CONTINUATION  
SEE SHEET EL-2.2C






GENERAL NOTES:

1. FOR EXACT LOCATION OF LIGHT FIXTURES REFER TO REFLECTED CEILING PLAN DRAWINGS.
2. ALL LIGHTING CIRCUITS SHALL BE CONTROLLED THROUGH LIGHTING CONTROL PANEL EXCEPT EMERGENCY CIRCUITS FOR EGRESS CORRIDOR, STAIR, AND EXIT SIGNS.
3. FOR EXACT LOCATION OF EXTERIOR LIGHTING REFER TO LANDSCAPE DRAWINGS. COORDINATE THE ROUGH-IN WITH LANDSCAPE CONTRACTOR AFTER THE PLANTING BEING MADE.

SPECIFIC NOTES:

1. REFER TO POWER PLANS FOR POWER SUPPLY TO LIGHT FIXTURES IN THIS ROOM.



# Hawai'i Convention Center

Convention Center Authority  
Honolulu, HI

Wimberly Allison Tong & Goo, Inc.  
Honolulu, HI

In association with

Loschky Marquardt & Neesholm  
Seattle, WA

NORDIC / PCL  
A Joint Venture  
Honolulu, HI

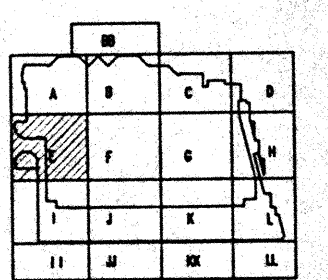
Consultants

## Syska & Hennessy

ENGINEERS  
1999 West Olympic Blvd., Los Angeles, CA 90006  
Telephone: (213) 412-2500 Fax: (213) 475-7000



LUDVIK  
ELECTRIC  
7299 S. BAYSHORE  
ENGLEWOOD, COLORADO 80150  
(303) 781-9641



Revisions

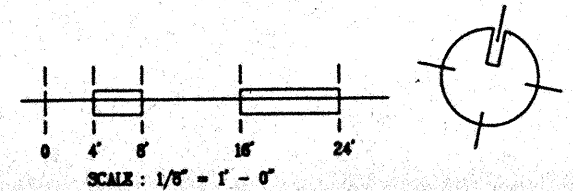
No.	Date	Description
12/16/96	FINAL DOCUMENTS	
10/17/96	OCTOBER COORDINATION	
9/16/96	BUILDING PERMIT SET	


Sheet Title

### INTERMEDIATE LEVEL SECTOR E FLOOR PLAN LIGHTING


Designed	MBOT/TBYV
Drawn	MBOT/TBYV
Checked	M/R
Date	8/16/96
Job No.	8808.029
Sheet No.	EL-2.2E

Scale: 1/8" = 1' - 0"





- GENERAL NOTES:**
1. FOR EXACT LOCATION OF LIGHT FIXTURES REFER TO REFLECTED CEILING PLAN DRAWINGS.
  2. ALL LIGHTING CIRCUITS SHALL BE CONTROLLED THROUGH LIGHTING CONTROL PANEL EXCEPT EMERGENCY CIRCUITS FOR EGRESS CORRIDOR, STAIR, AND EXIT SIGNS.
  3. FOR EXACT LOCATION OF EXTERIOR LIGHTING REFER TO LANDSCAPE DRAWINGS. COORDINATE THE ROUGH-IN WITH LANDSCAPE CONTRACTOR AFTER THE PLANTING BEING MADE.

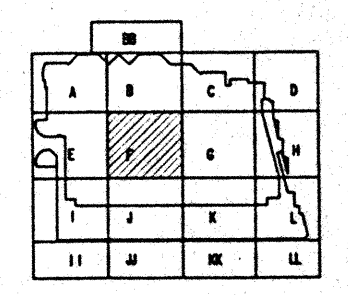



# Hawai'i Convention Center

Convention Center Authority  
Honolulu, HI

Wimberly Allison Tong & Goo, Inc.  
Honolulu, HI  
In association with  
Loechky Marquardt & Neeshom  
Seattle, WA  
NORDIC / PCL  
A Joint Venture  
Honolulu, HI

Consultants  
**Syska & Hennessy**  
ENGINEERS  
1800 West Olympic Blvd., Los Angeles, CA 90004  
Telephone (213) 920-5000 Fax (213) 470-7000



Revisions

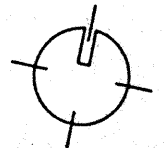
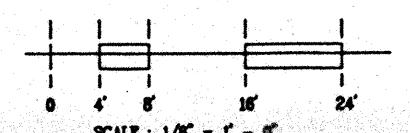
No.	Date	By	Description
12/16/96			FINAL DOCUMENTS
08/7/96			OCTOBER COORDINATION
0/16/96			BUILDING PERMIT SET

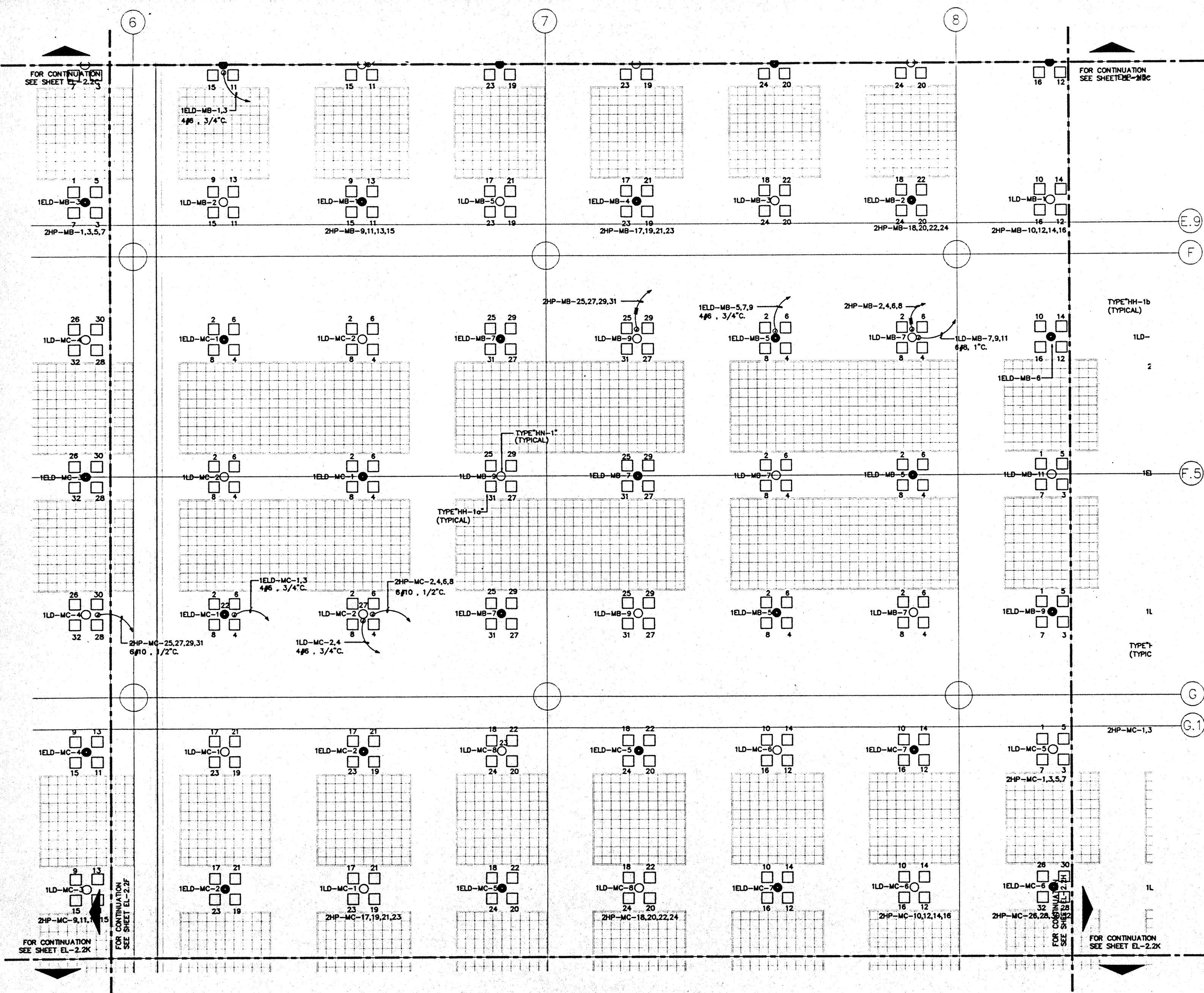
Sheet Title

## INTERMEDIATE LEVEL FLOOR PLAN LIGHTING

Designed: MMD/TBYV  
Drawn: MMD/TBYV  
Checked: M/NH  
Date: 8/16/96  
Job No.: 8800023  
Sheet No.:

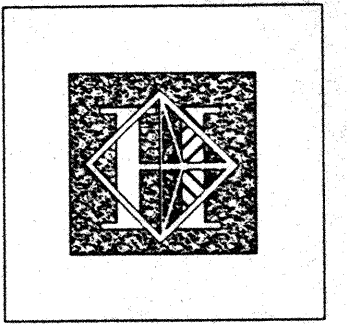
EL-2.2F





**GENERAL NOTES:**

1. FOR EXACT LOCATION OF LIGHT FIXTURES REFER TO REFLECTED CEILING PLAN DRAWINGS.
2. ALL LIGHTING CIRCUITS SHALL BE CONTROLLED THROUGH LIGHTING CONTROL PANEL EXCEPT EMERGENCY CIRCUITS FOR EGRESS CORRIDOR, STAIR, AND EXIT SIGNS.
3. FOR EXACT LOCATION OF EXTERIOR LIGHTING REFER TO LANDSCAPE DRAWINGS. COORDINATE THE ROUGH-IN WITH LANDSCAPE CONTRACTOR AFTER THE PLANTING BEING MADE.



# Hawai'i Convention Center

Convention Center Authority  
Honolulu, HI

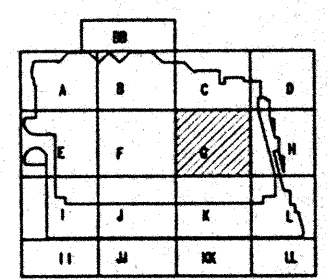

Wimberly Allison Tong & Goo, Inc.  
Honolulu, HI

In association with  
Lochky Marquardt & Neuhom  
Seattle, WA

NORDIC / PCL  
A Joint Venture  
Honolulu, HI

**Consultants**

**Syska & Hennessy**  
ENGINEERS  
1900 West Olympic Blvd., Los Angeles, CA 90004  
Telephone (310) 206-2200 Fax (310) 474-7400

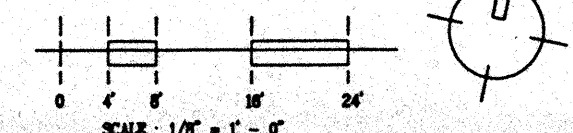


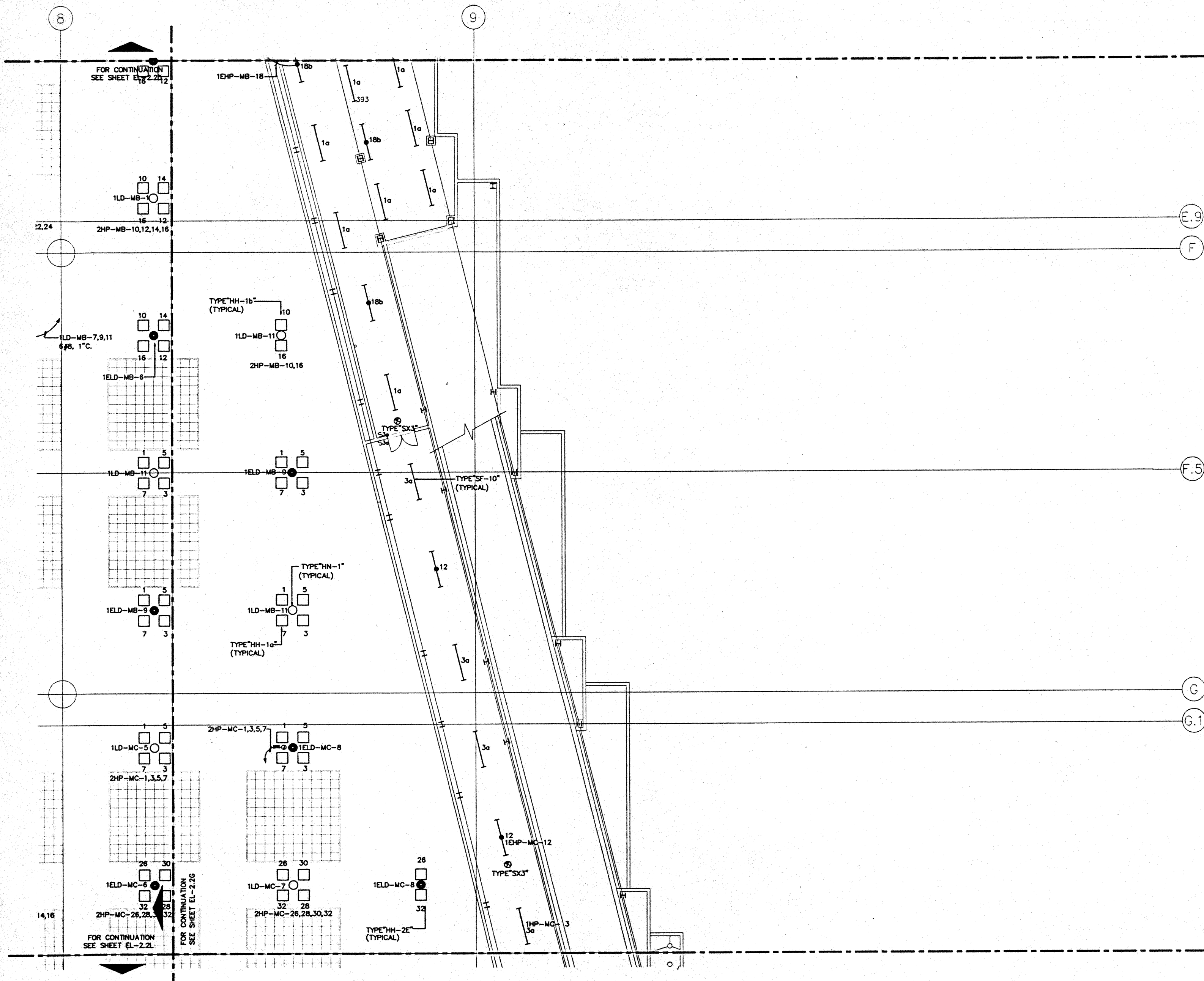
**Revisions**

No.	Date	By	Description
1	9/16/95	MM/T/TS/VV	FINAL DOCUMENTS
2	9/17/95	MM/T/TS/VV	OCTOBER COORDINATION
3	9/19/95	MM/T/TS/VV	BUILDING PERMIT SET

**INTERMEDIATE LEVEL  
SECTOR G  
FLOOR PLAN  
LIGHTING**


Designed	MM/T/TS/VV
Drawn	MM/T/TS/VV
Checked	N/W/N
Date	9/19/95
Job No.	90090229
Sheet No.	EL-22G





**GENERAL NOTES:**

1. FOR EXACT LOCATION OF LIGHT FIXTURES REFER TO REFLECTED CEILING PLAN DRAWINGS.
2. ALL LIGHTING CIRCUITS SHALL BE CONTROLLED THROUGH LIGHTING CONTROL PANEL EXCEPT EMERGENCY CIRCUITS FOR EGRESS CORRIDOR, STAIR, AND EXIT SIGNS.
3. FOR EXACT LOCATION OF EXTERIOR LIGHTING REFER TO LANDSCAPE DRAWINGS. COORDINATE THE ROUGH-IN WITH LANDSCAPE CONTRACTOR AFTER THE PLANTING BEING MADE.



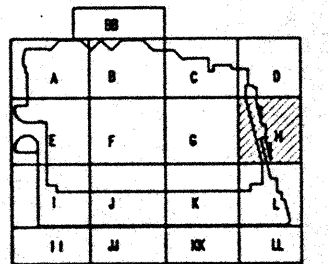

# Hawai'i Convention Center

Convention Center Authority  
Honolulu, HI

Wimberly Allison Tong & Goo, Inc.  
Honolulu, HI  
In association with  
Loechky Marquardt & Neshom  
Seattle, WA  
NORDIC / PCL  
A Joint Venture  
Honolulu, HI

**Consultants**

**Syska & Hennessy**  
**ENGINEERS**  
1850 West Olympic Blvd., Los Angeles, CA 90004  
Telephone (800) 476-2666 Fax (213) 476-7000

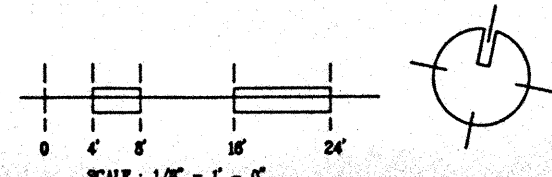


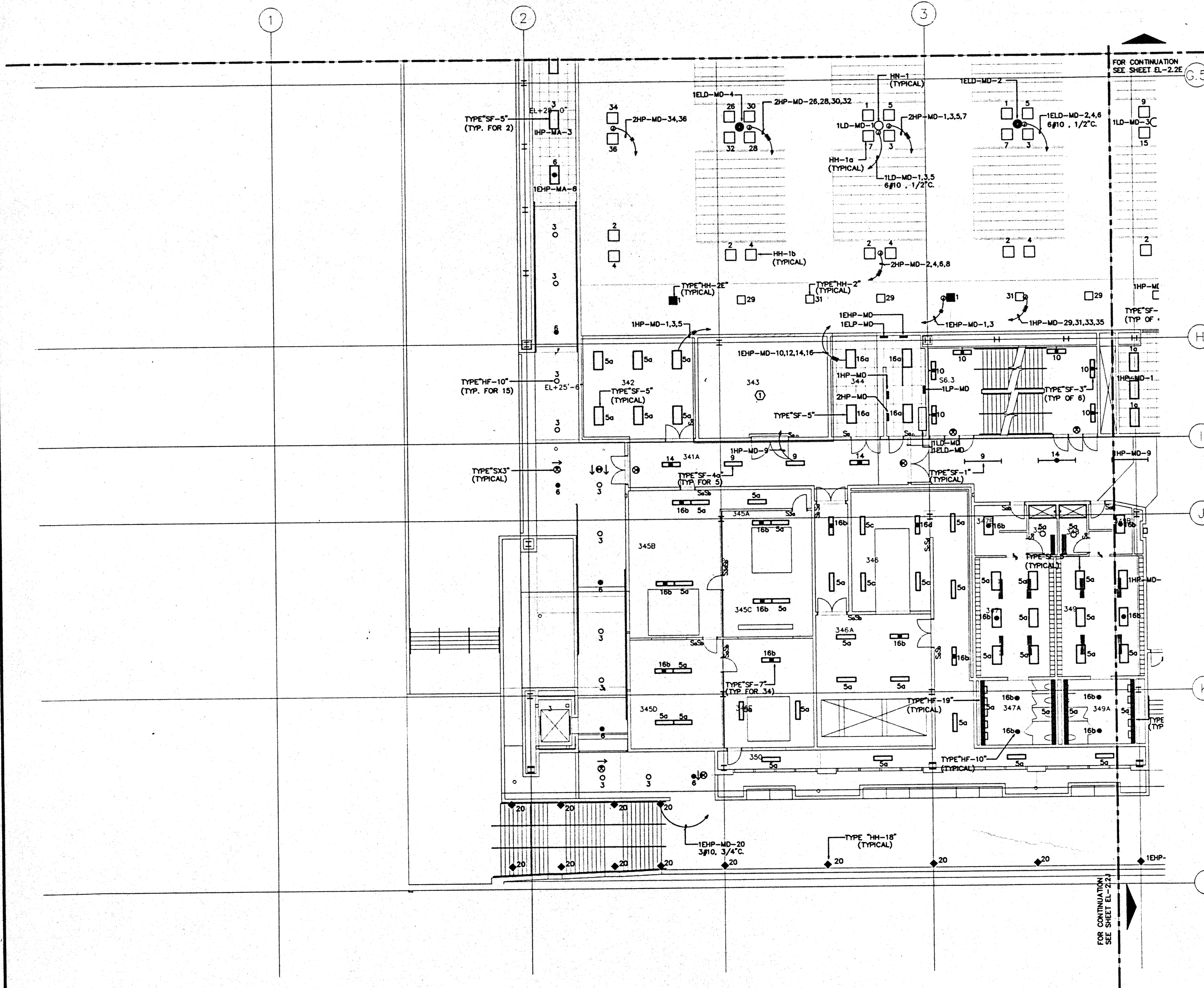
**Revisions**

No.	Date	By	Description
1/15/98			FINAL DOCUMENTS
8/17/98			OCTOBER COORDINATION
6/16/98			BUILDING PERMIT SET

## INTERMEDIATE LEVEL SECTOR H FLOOR PLAN LIGHTING

Designed	MB/DT/TB/VV
Drawn	MB/DT/TB/VV
Checked	M/WR
Date	8/15/98
Job No.	8806028
Sheet No.	EL-2.2H






- GENERAL NOTES:**
- FOR EXACT LOCATION OF LIGHT FIXTURES REFER TO REFLECTED CEILING PLAN DRAWINGS.
  - ALL LIGHTING CIRCUITS SHALL BE CONTROLLED THROUGH LIGHTING CONTROL PANEL EXCEPT EMERGENCY CIRCUITS FOR EGRESS CORRIDOR, STAIR, AND EXIT SIGNS.
  - FOR EXACT LOCATION OF EXTERIOR LIGHTING REFER TO LANDSCAPE DRAWINGS. COORDINATE THE ROUGH-IN WITH LANDSCAPE CONTRACTOR AFTER THE PLANTING BEING MADE.

**SPECIFIC NOTES:**

① REFER TO POWER PLANS FOR POWER SUPPLY TO LIGHT FIXTURES IN THIS ROOM.

FOR CONTINUATION SEE SHEET EL-2.2E

FOR CONTINUATION SEE SHEET EL-2.2J



# Hawai'i Convention Center

Convention Center Authority  
Honolulu, HI

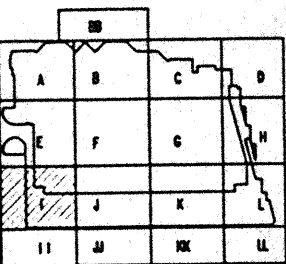
Wimberly Allison Tong & Goo, Inc.  
Honolulu, HI

In association with  
Loechky Marquardt & Neshom  
Seattle, WA

NORDIC / PCL  
A Joint Venture  
Honolulu, HI

Consultants

**Syska & Hennessy**  
ENGINEERS  
1900 West Olympic Blvd., Los Angeles, CA 90004  
Telephone: (213) 512-6200 Fax: (213) 475-7400

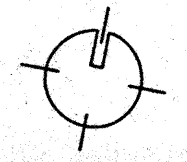
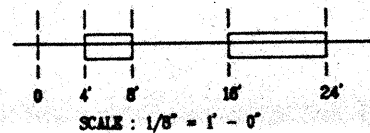


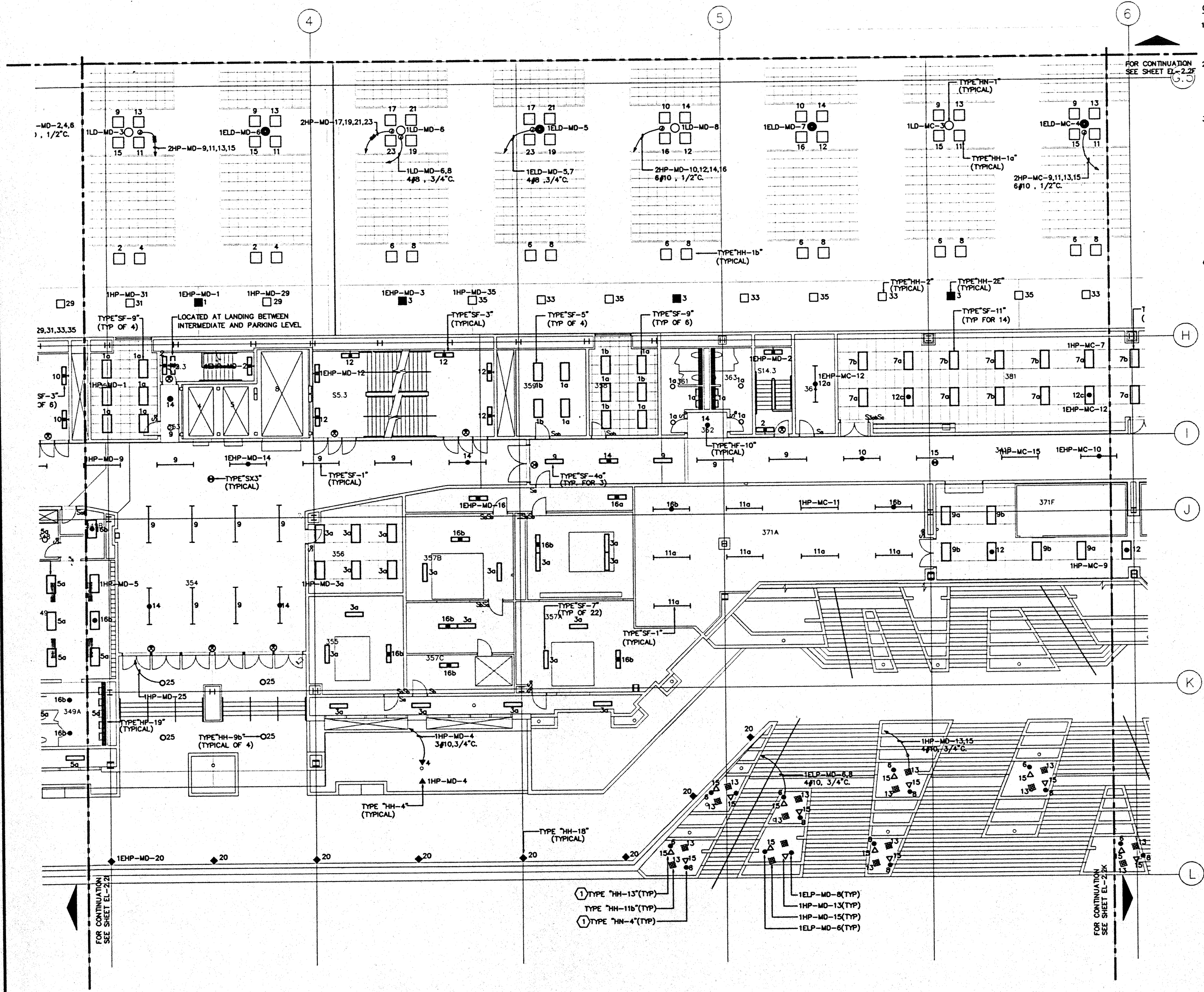
**Revisions**

No.	Date	By	Description
1	12/15/95	MM/DT/TS/VV	FINAL DOCUMENTS
2	10/17/95	MM/DT/TS/VV	OCTOBER COORDINATION
3	9/15/95	MM/DT/TS/VV	BUILDING PERMIT SET

## INTERMEDIATE LEVEL SECTOR I FLOOR PLAN LIGHTING


Designed	MM/DT/TS/VV
Drawn	MM/DT/TS/VV
Checked	MM/DT/TS/VV
Date	9/15/95
Job No.	85006.02J
Sheet No.	EL-2.2I





- GENERAL NOTES:**
1. FOR EXACT LOCATION OF LIGHT FIXTURES REFER TO REFLECTED CEILING PLAN DRAWINGS.
  2. ALL LIGHTING CIRCUITS SHALL BE CONTROLLED THROUGH LIGHTING CONTROL PANEL EXCEPT EMERGENCY CIRCUITS FOR EGRESS CORRIDOR, STAIR, AND EXIT SIGNS.
  3. FOR EXACT LOCATION OF EXTERIOR LIGHTING REFER TO LANDSCAPE DRAWINGS. COORDINATE THE ROUGH-IN WITH LANDSCAPE CONTRACTOR AFTER THE PLANTING BEING MADE.

- SPECIFIC NOTES:**
- 1 REFER TO DRAWING E6.1 FOR MOUNTING DETAIL OF FIXTURES TYPE "HH-13" AND "HN-4".



# Hawai'i Convention Center

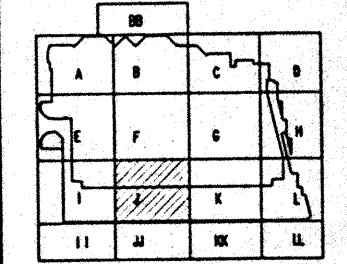

Convention Center Authority  
Honolulu, HI

Wimberly Allison Tong & Goo, Inc.  
Honolulu, HI  
In association with  
Loschky Marquardt & Neeshom  
Seattle, WA

NORDIC / PCL  
A Joint Venture  
Honolulu, HI

**Consultants**

**Syska & Hennessy**  
ENGINEERS  
1800 West Olympic Blvd., Los Angeles, CA 90004  
Telephone: (213) 291-2800 Fax: (213) 475-7400



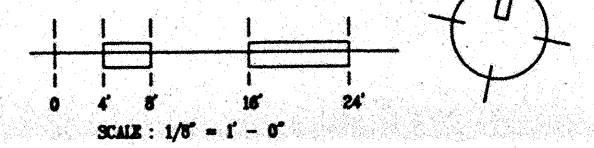
**Revisions**

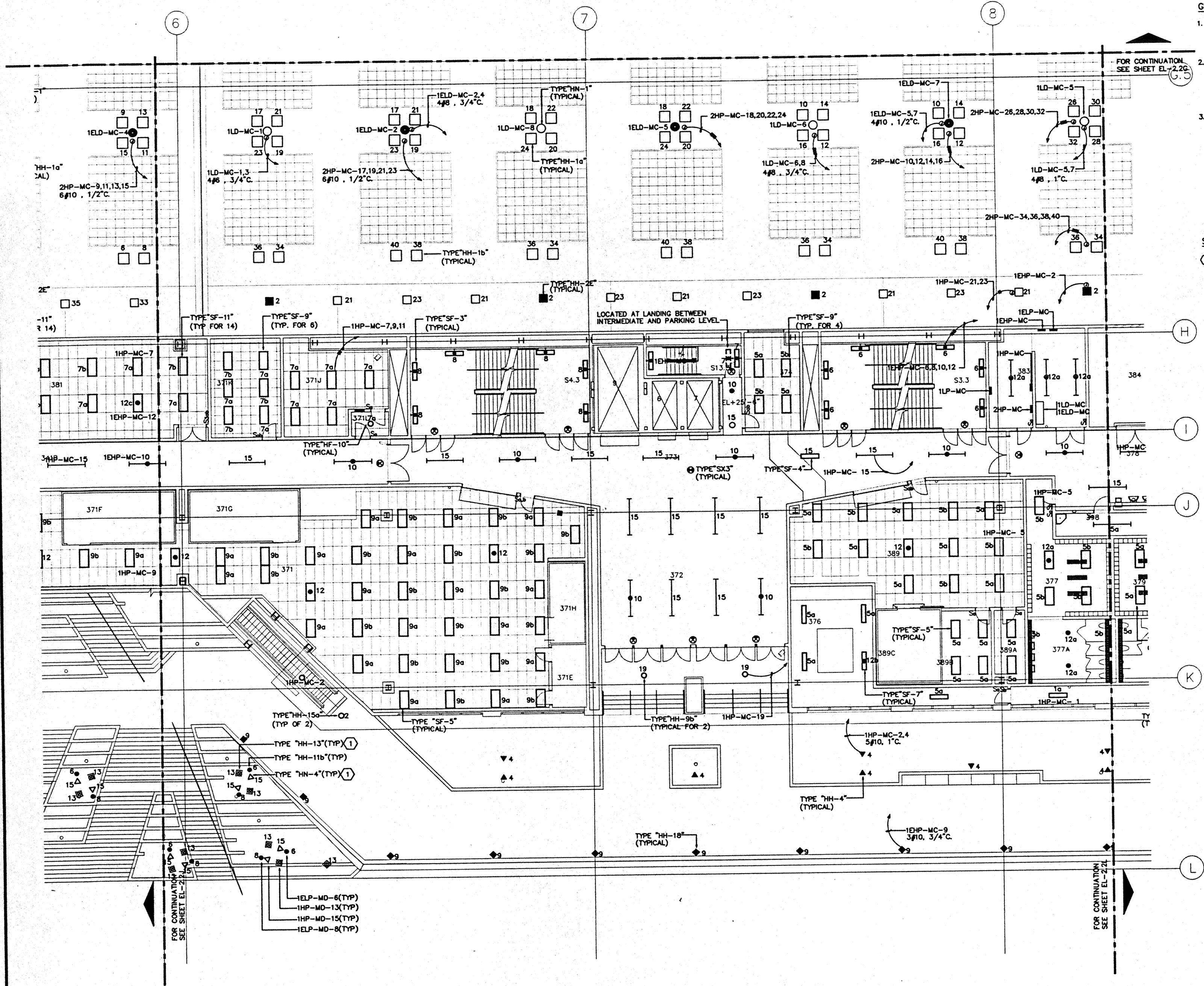
Date	Description
12/16/95	FINAL DOCUMENTS
10/17/95	OCTOBER COORDINATION
9/16/95	BUILDING PERMIT SET
8/1/95	DATE BY: [Signature]

Sheet Title

## INTERMEDIATE LEVEL SECTOR J FLOOR PLAN LIGHTING

Designed: MB/OT/TS/VV  
Drawn: MB/OT/TS/VV  
Checked: N/WH  
Date: 9/25/95  
Job No.: 95098.029  
Sheet No.:






**GENERAL NOTES:**

1. FOR EXACT LOCATION OF LIGHT FIXTURES REFER TO REFLECTED CEILING PLAN DRAWINGS.
2. ALL LIGHTING CIRCUITS SHALL BE CONTROLLED THROUGH LIGHTING CONTROL PANEL EXCEPT EMERGENCY CIRCUITS FOR EGRESS CORRIDOR, STAIR, AND EXIT SIGNS.
3. FOR EXACT LOCATION OF EXTERIOR LIGHTING REFER TO LANDSCAPE DRAWINGS. COORDINATE THE ROUGH-IN WITH LANDSCAPE CONTRACTOR AFTER THE PLANTING BEING MADE.

**SPECIFIC NOTES:**

1. REFER TO DRAWING E6.1 FOR MOUNTING DETAIL OF FIXTURES TYPE "HH-13" AND "HN-4".



# Hawaii Convention Center

Convention Center Authority  
Honolulu, HI

Winberly Allison Tong & Goo, Inc.  
Honolulu, HI

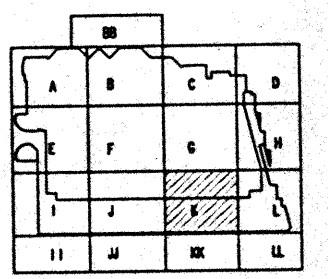

In association with

Loschky Marquardt & Neeholm  
Seattle, WA

NORDIC / PCL  
A Joint Venture  
Honolulu, HI

**Consultants**

**Syska & Hennessy**  
ENGINEERS  
1900 West Olympic Blvd., Los Angeles, CA 90006  
Telephone: (213) 478-6900 Fax: (213) 478-7000



**Revisions**

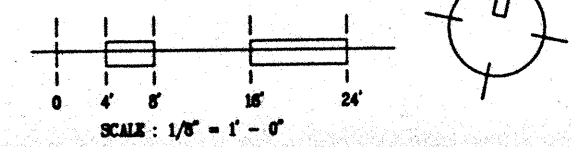
No.	Date	By	Description
1	12/16/96		FINAL DOCUMENTS
2	10/17/96		OCTOBER COORDINATION
3	9/15/96		BUILDING PERMIT SET

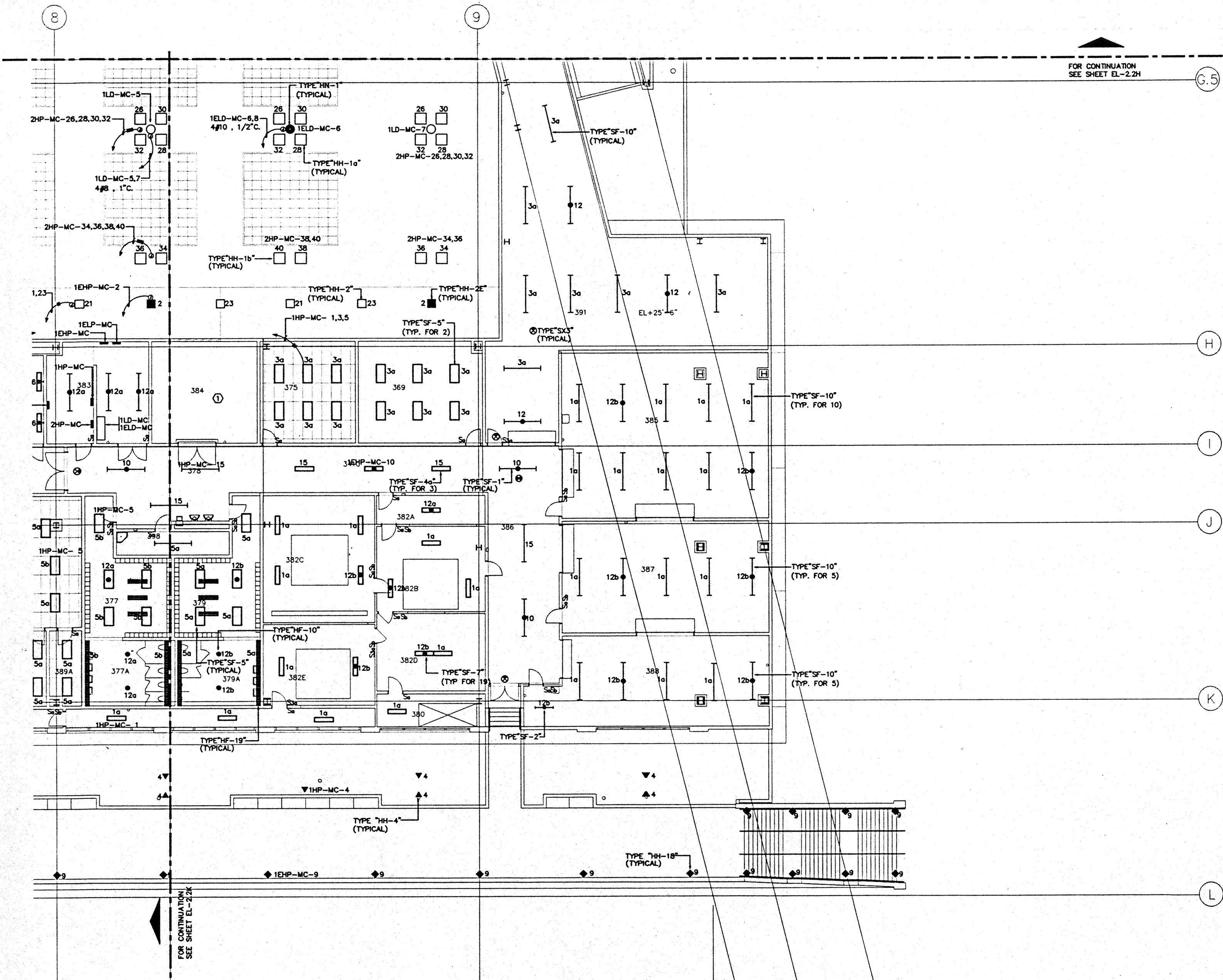
**INTERMEDIATE LEVEL  
SECTOR K  
FLOOR PLAN  
LIGHTING**

Designed	MMO/TB/VV
Drawn	MMO/TB/VV
Checked	N/WH
Date	8/15/96
Job No.	9028.02B
Sheet No.	

**EL-2.2K**

CAD File: pcp/No/28/22k/EL-2.2K






FOR CONTINUATION  
SEE SHEET EL-22H

FOR CONTINUATION  
SEE SHEET EL-22K

- GENERAL NOTES:**
- FOR EXACT LOCATION OF LIGHT FIXTURES REFER TO REFLECTED CEILING PLAN DRAWINGS.
  - ALL LIGHTING CIRCUITS SHALL BE CONTROLLED THROUGH LIGHTING CONTROL PANEL EXCEPT EMERGENCY CIRCUITS FOR EGRESS CORRIDOR, STAIR, AND EXIT SIGNS.
  - FOR EXACT LOCATION OF EXTERIOR LIGHTING REFER TO LANDSCAPE DRAWINGS. COORDINATE THE ROUGH-IN WITH LANDSCAPE CONTRACTOR AFTER THE PLANTING BEING MADE.

- SPECIFIC NOTES:**
- REFER TO POWER PLANS FOR POWER SUPPLY TO LIGHT FIXTURES IN THIS ROOM.



# Hawai'i Convention Center

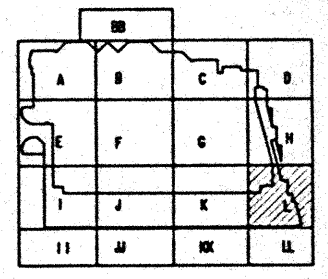

Convention Center Authority  
Honolulu, HI

Wimberly Allison Tong & Goo, Inc.  
Honolulu, HI  
In association with  
Loeschky Marquardt & Neehom  
Seattle, WA

NORDIC / PCL  
A Joint Venture  
Honolulu, HI

**Consultants**

**Syska & Hennessy**  
ENGINEERS  
1900 West Olympic Blvd., Los Angeles, CA 90064  
Telephone: (213) 215-2000 Fax: (213) 475-7000

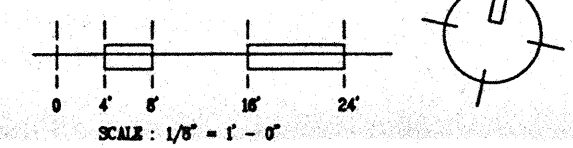


**Revisions**

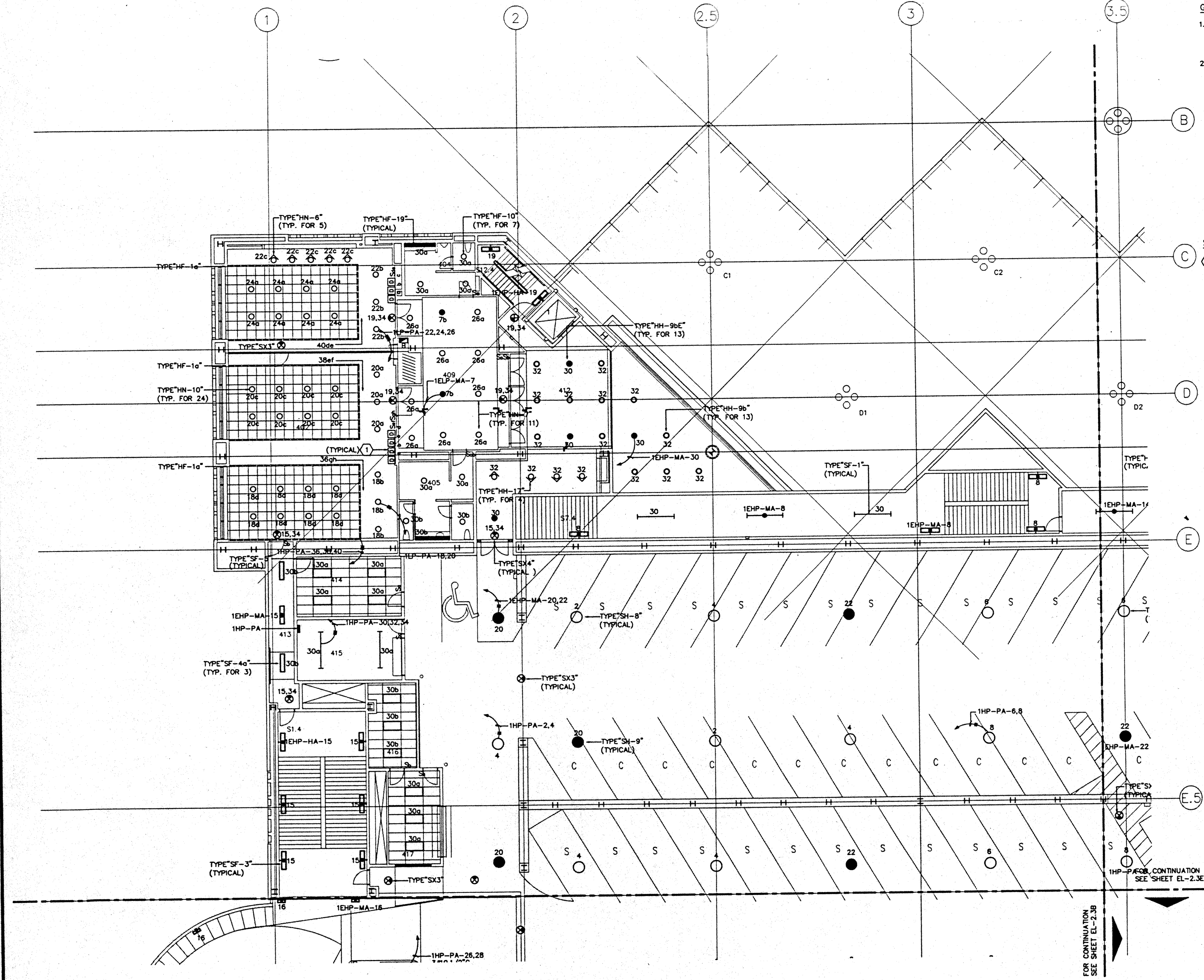
No.	Date	By	Description

**INTERMEDIATE LEVEL  
SECTOR L  
FLOOR PLAN  
LIGHTING**

Designed	MB/OT/TS/VV
Drawn	MB/OT/TS/VV
Checked	N/WH
Date	8/15/98
Job No.	80088.029
Sheet No.	EL-22L








- GENERAL NOTES:**
- FOR EXACT LOCATION OF LIGHT FIXTURES REFER TO REFLECTED CEILING PLAN DRAWINGS.
  - ALL LIGHTING CIRCUITS SHALL BE CONTROLLED THROUGH LIGHTING CONTROL PANEL EXCEPT EMERGENCY CIRCUITS FOR EGRESS CORRIDOR, STAIR, AND EXIT SIGNS.

- SPECIFIC NOTES:**
- WALL DIMMERS WATTAGE RATING SHALL MATCH OR EXCEED THE CONNECTED LIGHTING LOADS.

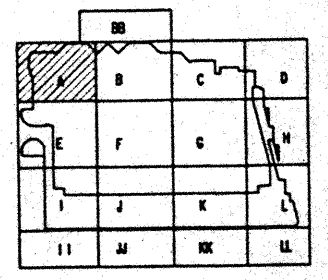


# Hawai'i Convention Center

Convention Center Authority  
Honolulu, HI

Wimberly Allison Tong & Goo, Inc.  
Honolulu, HI  
In association with  
Lockley Marquardt & Neshom  
Seattle, WA  
NORDIC / PCL  
A Joint Venture  
Honolulu, HI

Consultants  
**Syska & Hennessy**  
ENGINEERS  
1000 West Olympic Blvd., Los Angeles, CA 90015  
Telephone: (213) 697-7000 Fax: (213) 697-7000



Revisions

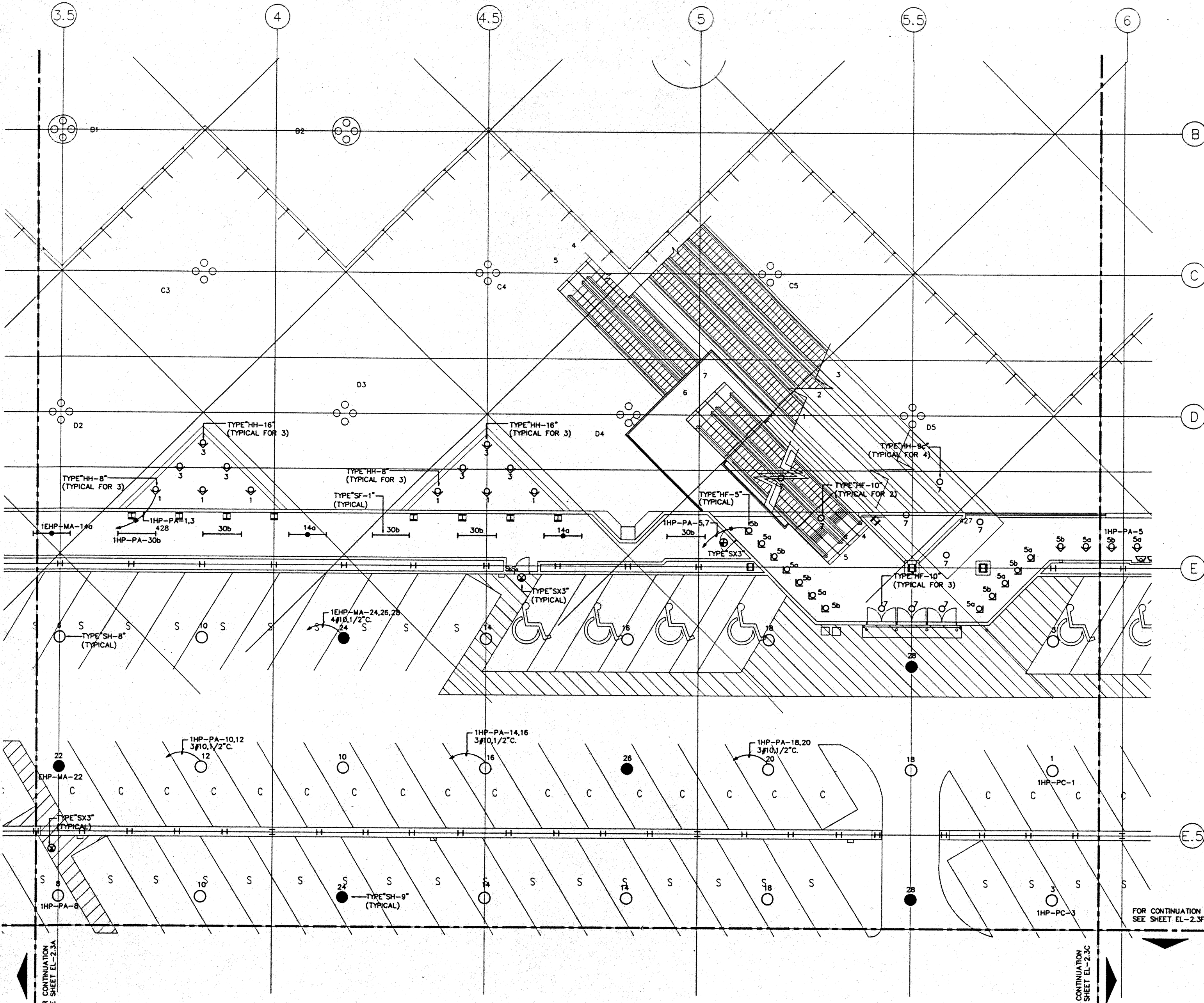
No.	Date	Description
12/18/95		FINAL DOCUMENTS
11/17/95		OCTOBER COORDINATION
9/15/95		BUILDING PERMIT SET

Sheet Title

## PARKING LEVEL SECTOR A FLOOR PLAN LIGHTING


Designed	MB/DT/TB/VV
Drawn	MB/DT/TB/VV
Checked	N/WH
Date	8/25/95
Job No.	89038.023
Sheet No.	

**EL-23A**



**GENERAL NOTES:**

1. FOR EXACT LOCATION OF LIGHT FIXTURES REFER TO REFLECTED CEILING PLAN DRAWINGS.
2. ALL LIGHTING CIRCUITS SHALL BE CONTROLLED THROUGH LIGHTING CONTROL PANEL EXCEPT EMERGENCY CIRCUITS FOR EGRESS CORRIDOR, STAIR, AND EXIT SIGNS.



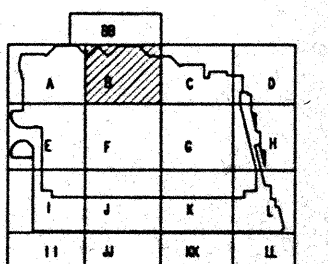

# Hawaii Convention Center

Convention Center Authority  
Honolulu, HI

Wimberly Allison Tong & Goo, Inc.  
Honolulu, HI  
in association with  
Loechky Marquardt & Neehoin  
Seattle, WA

NORDIC / PCL  
A Joint Venture  
Honolulu, HI

Consultants  
**Syska & Hennessy**  
ENGINEERS  
1990 West Olympic Blvd., Los Angeles, CA 90004  
Telephone (213) 778-5500 Fax (213) 470-7000




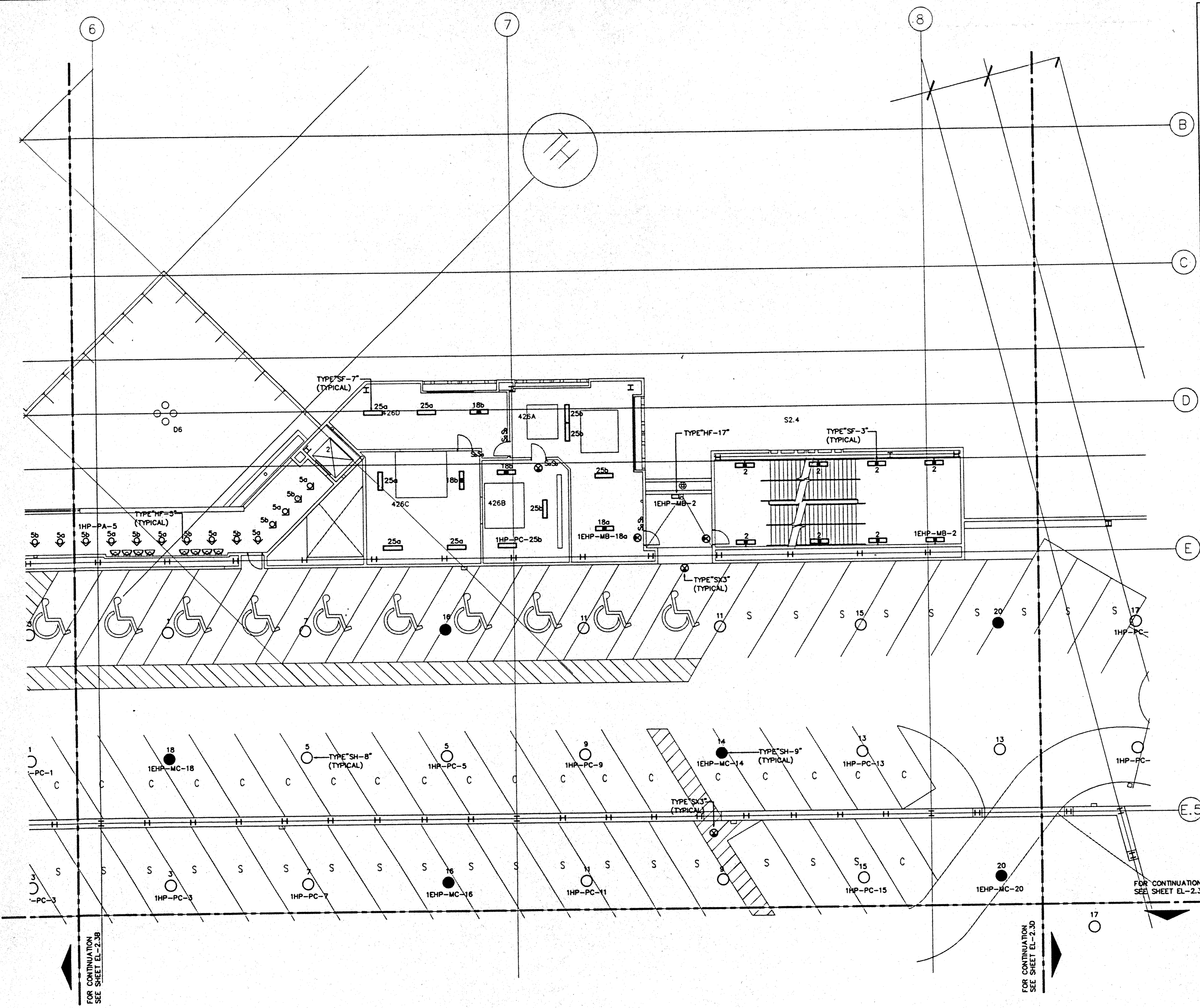
**Revisions**

No.	Date	By	Description

## PARKING LEVEL SECTOR B FLOOR PLAN LIGHTING


Designed	MB/OT/TS/YY
Drawn	MB/OT/TS/YY
Checked	B/MB
Date	8/25/95
Job No.	95038.02.9
Sheet No.	





**GENERAL NOTES:**

1. FOR EXACT LOCATION OF LIGHT FIXTURES REFER TO REFLECTED CEILING PLAN DRAWINGS.
2. ALL LIGHTING CIRCUITS SHALL BE CONTROLLED THROUGH LIGHTING CONTROL PANEL EXCEPT EMERGENCY CIRCUITS FOR EGRESS CORRIDOR, STAIR, AND EXIT SIGNS.



# Hawai'i Convention Center

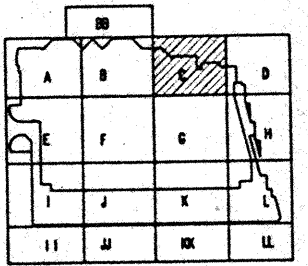

Convention Center Authority  
Honolulu, HI

Winberly Allison Tong & Goo, Inc.  
Honolulu, HI  
In association with  
Loechky Marquardt & Nesholm  
Seattle, WA

NORDIC / PCL  
A Joint Venture  
Honolulu, HI

**Consultants**

**Syska & Hennessy**  
ENGINEERS  
1000 West Chicago Blvd., Los Angeles, CA 90004  
Telephone (213) 216-2800 Fax (213) 474-7000



**Revisions**

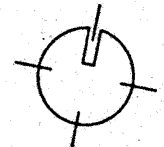
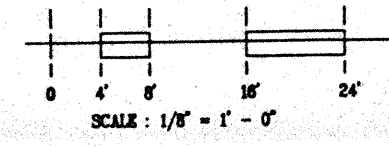
No.	Date	By	Description

**PARKING LEVEL  
SECTOR C  
FLOOR PLAN  
LIGHTING**

Designed	MB/07/13/VV
Drawn	MB/07/13/VV
Checked	M/AN
Date	8/15/05
Job No.	8038029
Sheet No.	

**EL-2.3C**

CAD File: p:\proj\2\el-2.3c




FOR CONTINUATION  
SEE SHEET EL-2.3B

FOR CONTINUATION  
SEE SHEET EL-2.3D

FOR CONTINUATION  
SEE SHEET EL-2.3G

GENERAL NOTES:

1. FOR EXACT LOCATION OF LIGHT FIXTURES REFER TO REFLECTED CEILING PLAN DRAWINGS.
2. ALL LIGHTING CIRCUITS SHALL BE CONTROLLED THROUGH LIGHTING CONTROL PANEL EXCEPT EMERGENCY CIRCUITS FOR EGRESS CORRIDOR, STAIR, AND EXIT SIGNS.



# Hawai'i Convention Center

Convention Center Authority  
Honolulu, HI

Wimberly Allison Tong & Goo, Inc.  
Honolulu, HI

In association with

Loechky Marquardt & Neesham  
Seattle, WA


NORDIC / PCL  
A Joint Venture  
Honolulu, HI

Consultants

## Syska & Hennessy

ENGINEERS

1999 West Olympic Blvd., Los Angeles, CA 90064  
Telephone (818) 718-8888 Fax (818) 470-7000

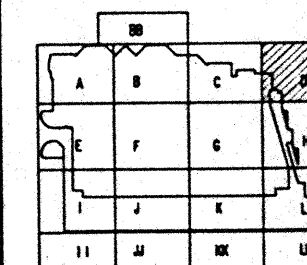


*Michael McClellan*  
Professional Engineer  
State of Hawaii  
License No. 10000



LUDVIK  
ELECTRIC

7500 S. BROADWAY  
ENGLEWOOD, COLORADO  
80150  
(303) 781-5600



Revisions

No.	Date	By	Description
12/15/95			FINAL DOCUMENTS
10/17/95			OCTOBER COORDINATION
9/15/95			BUILDING PERMIT SET

Sheet Title

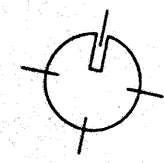
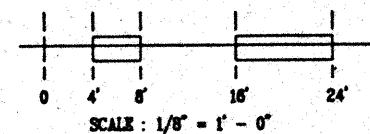
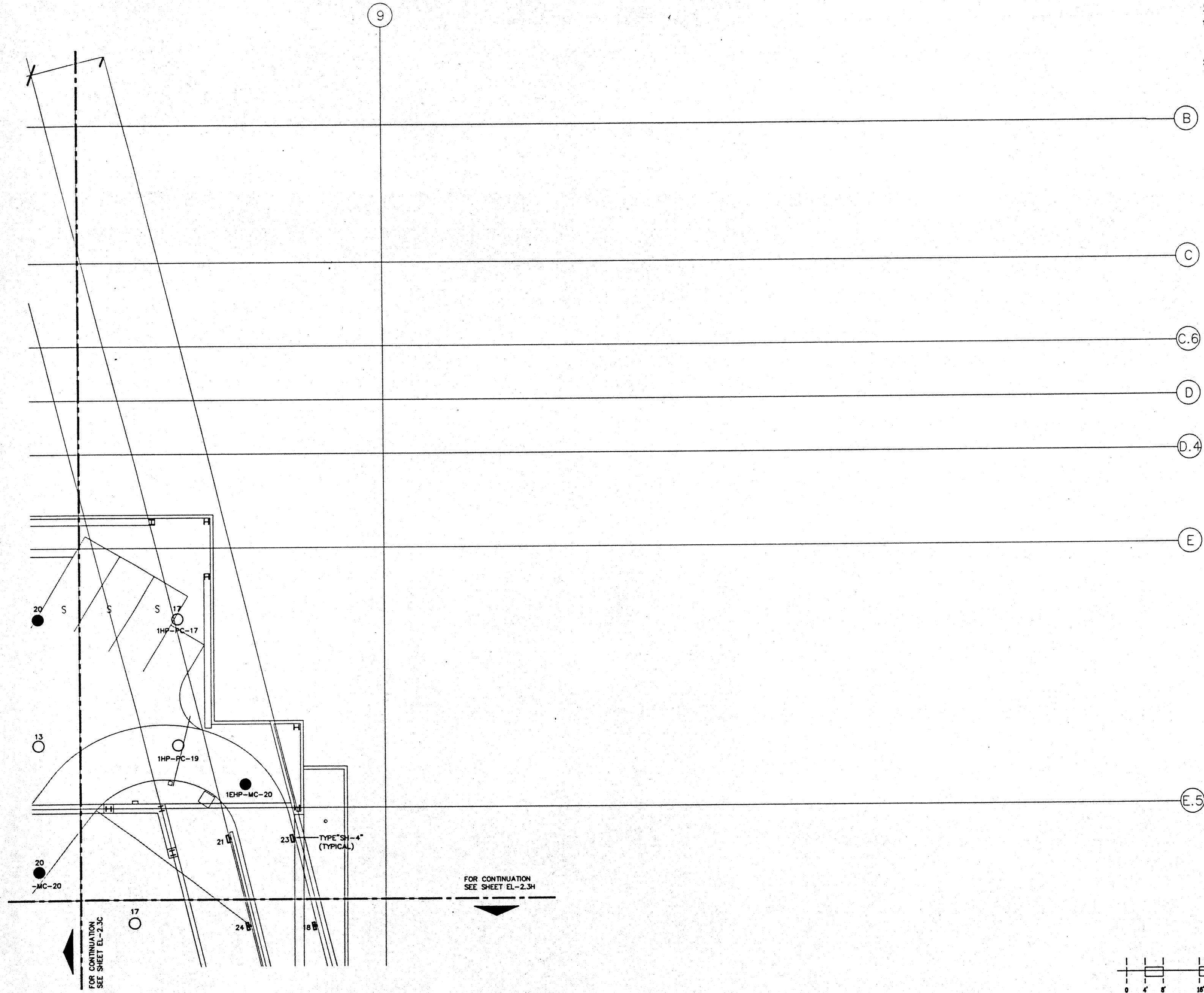
PARKING LEVEL  
SECTOR D  
FLOOR PLAN  
LIGHTING

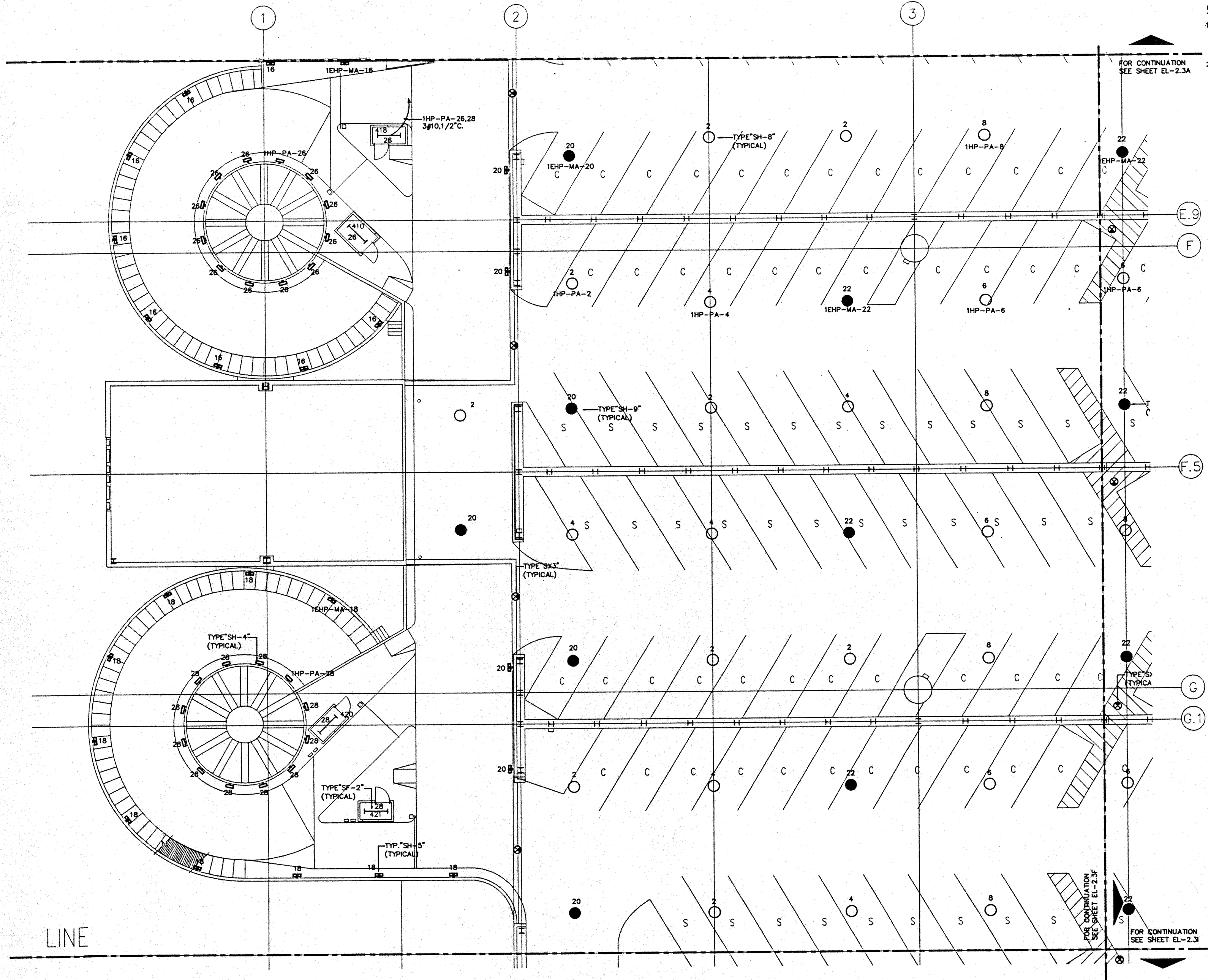
Designed	MMOT/TB/VV
Drawn	MMOT/TB/VV
Checked	N/AN
Date	9/15/95
Job No.	95030.023

Sheet No.

EL-2.3D


CAD File: p:\proj\hawaii\el2-3d





**GENERAL NOTES:**

1. FOR EXACT LOCATION OF LIGHT FIXTURES REFER TO REFLECTED CEILING PLAN DRAWINGS.
2. ALL LIGHTING CIRCUITS SHALL BE CONTROLLED THROUGH LIGHTING CONTROL PANEL EXCEPT EMERGENCY CIRCUITS FOR EGRESS CORRIDOR, STAIR, AND EXIT SIGNS.



# Hawai'i Convention Center

Convention Center Authority  
Honolulu, HI

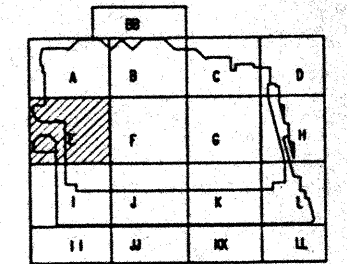
Wimberly Allison Tong & Goo, Inc.  
Honolulu, HI  
In association with  
Loechky Marquardt & Neeshom  
Seattle, WA

NORDIC / PCL  
A Joint Venture  
Honolulu, HI

Consultants

**Syska & Hennessy**  
ENGINEERS

1900 West Olympic Blvd., Los Angeles, CA 90004  
Telephone: (213) 210-0000 Fax: (213) 470-7000



Revisions

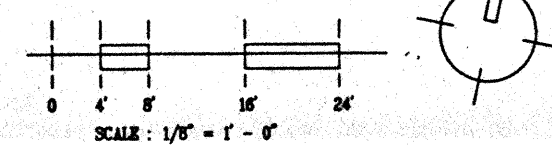
No.	Date	Description
12/15/96		FINAL DOCUMENTS
10/17/96		OCTOBER COORDINATION
9/15/96		BUILDING PERMIT SET


**PARKING LEVEL  
SECTOR E  
FLOOR PLAN  
LIGHTING**

Designed MB/OT/TS/VV  
Drawn MB/OT/TS/VV  
Checked N/RI  
Date 8/15/96  
Job No. 93038.02.9


Sheet No.  
**EL-2.3E**  
CAD File: p:\proj\hawaii\p\EL2.3E

LINE





- GENERAL NOTES:**
1. FOR EXACT LOCATION OF LIGHT FIXTURES REFER TO REFLECTED CEILING PLAN DRAWINGS.
  2. ALL LIGHTING CIRCUITS SHALL BE CONTROLLED THROUGH LIGHTING CONTROL PANEL EXCEPT EMERGENCY CIRCUITS FOR EGRESS CORRIDOR, STAIR, AND EXIT SIGNS.



# Hawai'i Convention Center


Convention Center Authority  
Honolulu, HI

Wimberly Allison Tong & Goo, Inc.  
Honolulu, HI  
In association with  
Loachky Marquardt & Neesholm  
Seattle, WA

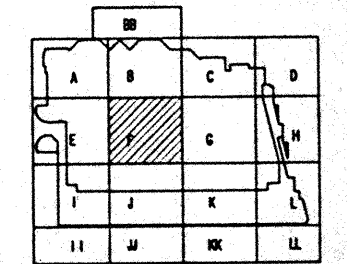
NORDIC / PCL  
A Joint Venture  
Honolulu, HI

Consultants

**Syska & Hennessy**  
ENGINEERS  
1900 West Olympic Blvd., Los Angeles, CA 90004  
Telephone (800) 375-6000 Fax (213) 475-7400



**LE LUDVIK ELECTRIC**  
7500 S. BROADWAY  
DENVER, COLORADO 80230  
(303) 751-5641



Revisions

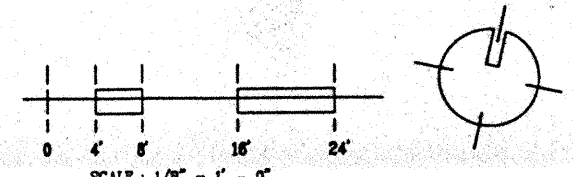
No.	Date	By	Description
12/15/95			FINAL DOCUMENTS
01/07/96			OCTOBER COORDINATION
01/15/96			BUILDING PERMIT SET

Sheet Title

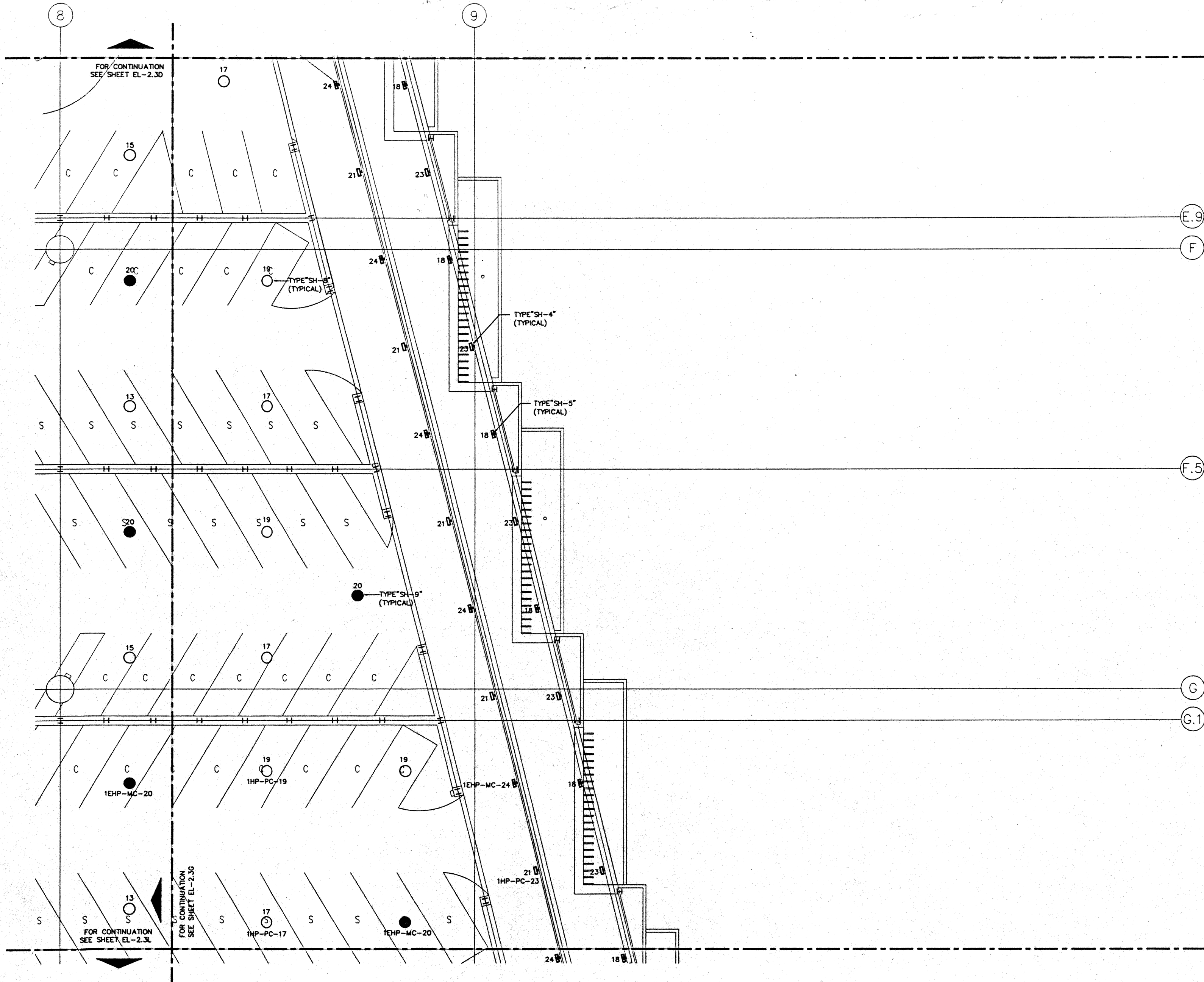
**PARKING LEVEL  
SECTOR F  
FLOOR PLAN  
LIGHTING**

Designed MB/OT/TB/VV  
Drawn MB/OT/TB/VV  
Checked W/NH  
Date 9/15/95  
Job No. 8309L023  
Sheet No. **EL-23F**

CAD File: s:\p\h\c\p\h\c\el-23-f








**GENERAL NOTES:**

1. FOR EXACT LOCATION OF LIGHT FIXTURES REFER TO REFLECTED CEILING PLAN DRAWINGS.
2. ALL LIGHTING CIRCUITS SHALL BE CONTROLLED THROUGH LIGHTING CONTROL PANEL EXCEPT EMERGENCY CIRCUITS FOR EGRESS CORRIDOR, STAIR, AND EXIT SIGNS.



# Hawai'i Convention Center

Convention Center Authority  
Honolulu, HI

Winberly Allison Tong & Goo, Inc.  
Honolulu, HI

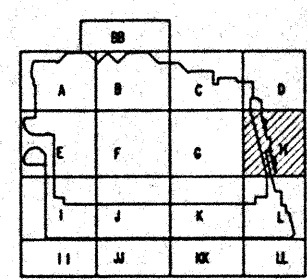
In association with

Loeschky Marquardt & Neesholm  
Seattle, WA

NORDIC / PCL  
A Joint Venture  
Honolulu, HI

**Consultants**

**Syska & Hennessy**  
ENGINEERS  
1900 West Olympic Blvd., Los Angeles, CA 90044  
Telephone (818) 918-8888 Fax (818) 478-7488



**Revisions**

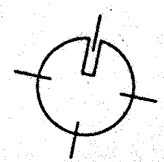
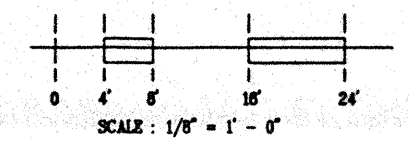
No.	Date	Description
12/15/95	FINAL DOCUMENTS	
10/17/95	OCTOBER COORDINATION	
9/18/95	BUILDING PERMIT SET	

**Sheet Title**

**PARKING LEVEL  
SECTOR H  
FLOOR PLAN  
LIGHTING**

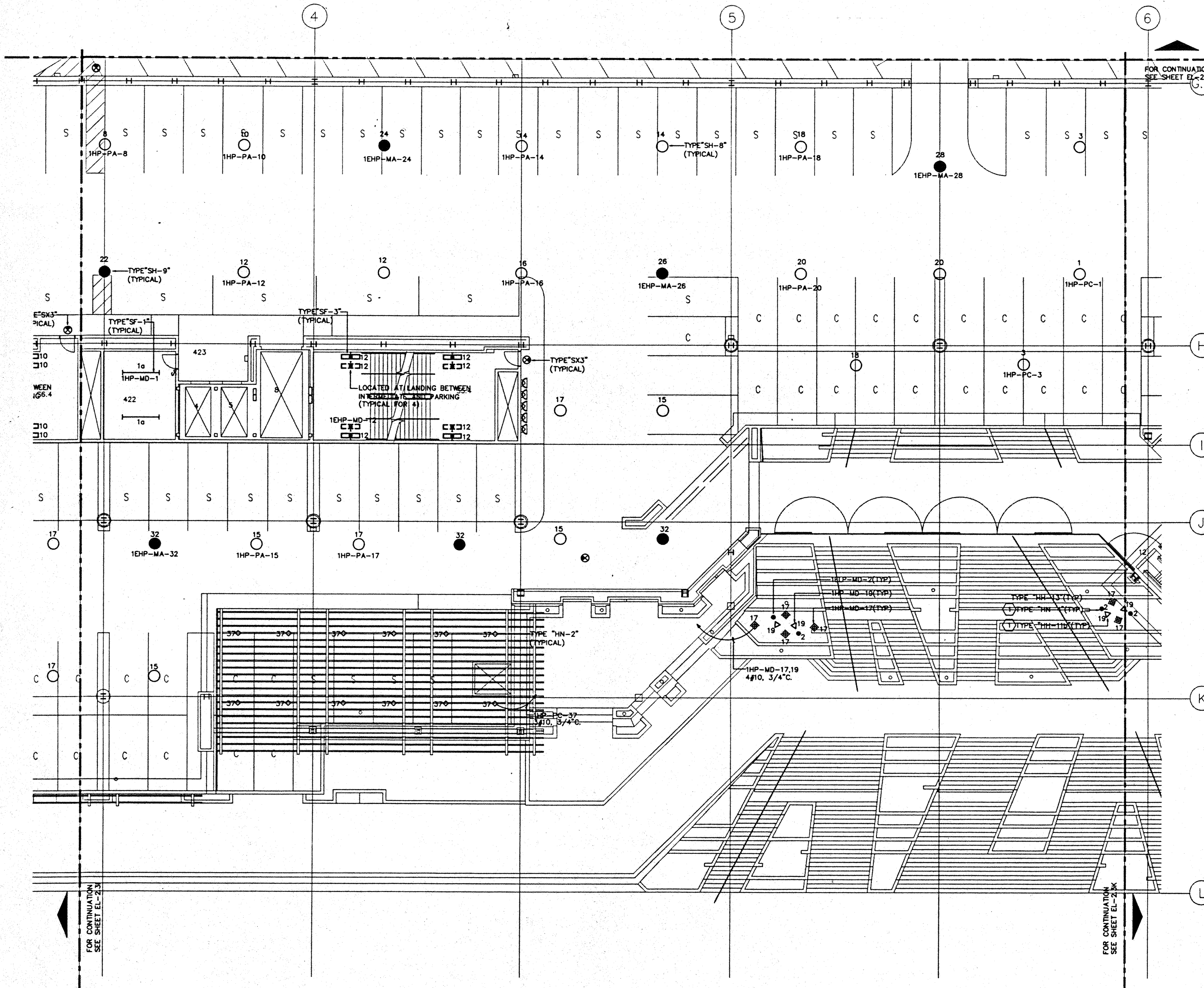
Designed	MB/OT/TS/VV
Drawn	MB/OT/TS/VV
Checked	M/NH
Date	9/15/95
Job No.	93039.023
Sheet No.	

**EL-23H**










**GENERAL NOTES:**

1. FOR EXACT LOCATION OF LIGHT FIXTURES REFER TO REFLECTED CEILING PLAN DRAWINGS.
2. ALL LIGHTING CIRCUITS SHALL BE CONTROLLED THROUGH LIGHTING CONTROL PANEL EXCEPT EMERGENCY CIRCUITS FOR EGRESS CORRIDOR, STAIR, AND EXIT SIGNS.
3. FOR EXACT LOCATION OF EXTERIOR LIGHTING REFER TO LANDSCAPE DRAWINGS. COORDINATE THE ROUGH-IN WITH LANDSCAPE CONTRACTOR AFTER THE PLANTING BEING MADE.

**SPECIFIC NOTES:**

- ① REFER TO DRAWING E6.1 FOR MOUNTING DETAIL OF FIXTURES TYPE "HH-13" AND "HN-4".



# Hawai'i Convention Center

Convention Center Authority  
Honolulu, HI

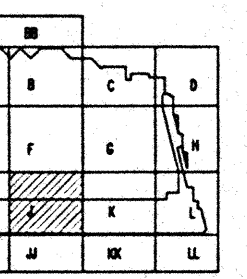

Winberry Allison Tong & Goo, Inc.  
Honolulu, HI

in association with  
Loechky Merquardt & Neesholm  
Seattle, WA

NORDIC / PCL  
A Joint Venture  
Honolulu, HI

Consultants

**Syska & Hennessy**  
**ENGINEERS**  
1900 West Olympic Blvd., Los Angeles, CA 90006  
Telephone: (213) 474-2000 Fax: (213) 474-7000



**Revisions**

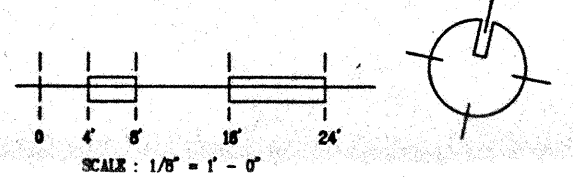
No.	Date	By	Description
12/16/95			FINAL DOCUMENTS
10/17/95			OCTOBER COORDINATION
9/15/95			BUILDING PERMIT SET

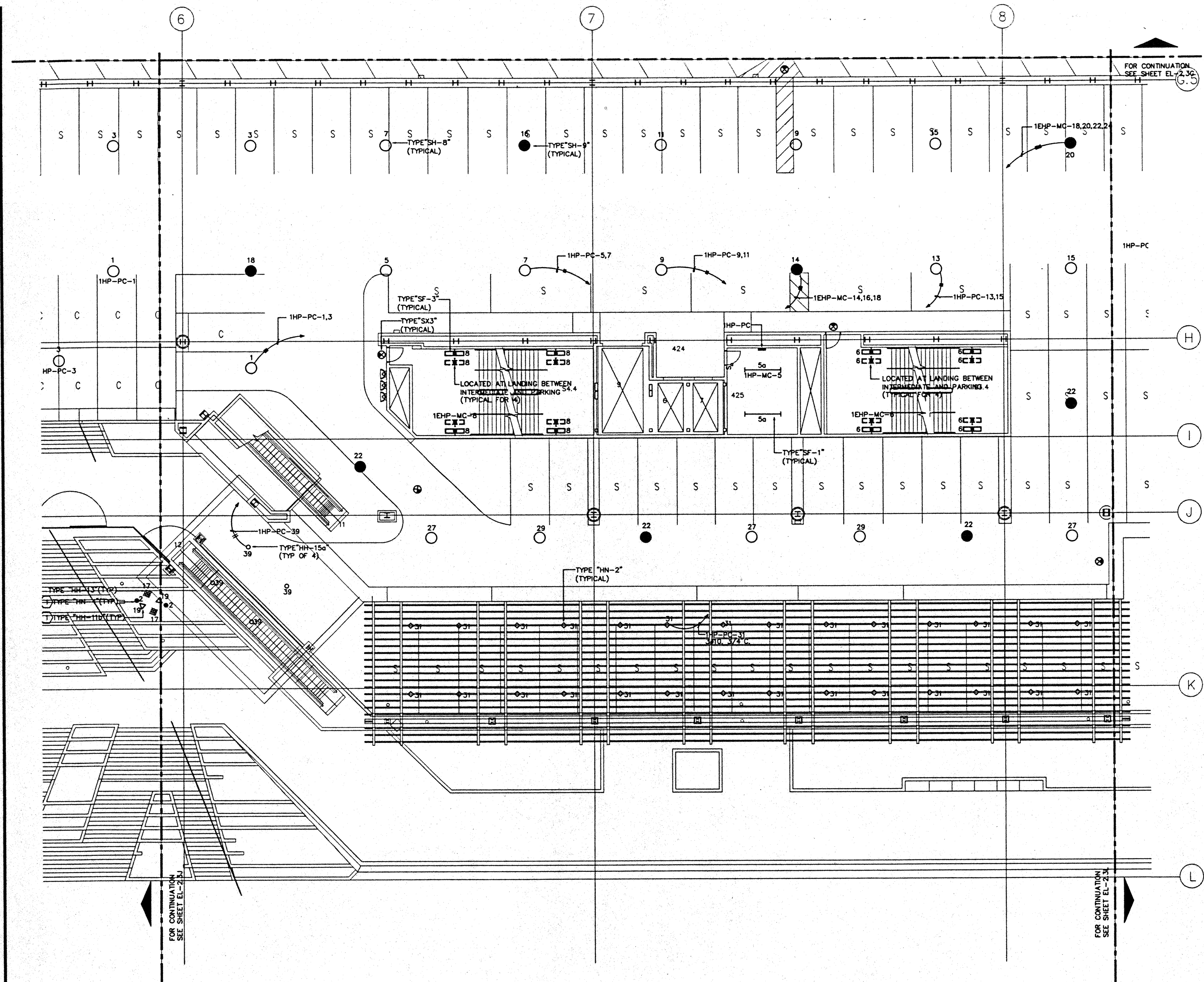
**PARKING LEVEL  
SECTOR J  
FLOOR PLAN  
LIGHTING**

Designed	MB/DT/TS/VV
Drawn	MB/DT/TS/VV
Checked	W/WH
Date	9/15/95
Job No.	90000209
Sheet No.	

**EL-2.3J**


CAD File: ptyr\hcb\el2\p\EL2-3J





**GENERAL NOTES:**

1. FOR EXACT LOCATION OF LIGHT FIXTURES REFER TO REFLECTED CEILING PLAN DRAWINGS.
2. ALL LIGHTING CIRCUITS SHALL BE CONTROLLED THROUGH LIGHTING CONTROL PANEL EXCEPT EMERGENCY CIRCUITS FOR EGRESS CORRIDOR, STAIR, AND EXIT SIGNS.
3. FOR EXACT LOCATION OF EXTERIOR LIGHTING REFER TO LANDSCAPE DRAWINGS. COORDINATE THE ROUGH-IN WITH LANDSCAPE CONTRACTOR AFTER THE PLANTING BEING MADE.



# Hawai'i Convention Center

Convention Center Authority  
Honolulu, HI

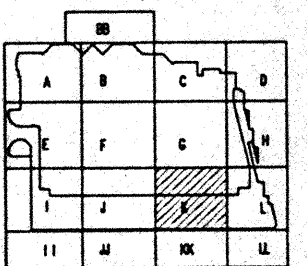

Wimberly Allison Tong & Goo, Inc.  
Honolulu, HI

In association with  
Loachky Marquardt & Nesholm  
Seattle, WA

NORDIC / PCL  
A Joint Venture  
Honolulu, HI

**Consultants**

**Syska & Hennessy**  
ENGINEERS  
1700 West Olympic Blvd., Los Angeles, CA 90006  
Telephone: (213) 291-2000 Fax: (213) 291-2000



**Revisions**

No.	Date	By	Description
12/16/95			FINAL DOCUMENTS
11/17/95			OCTOBER COORDINATION
8/15/95			BUILDING PERMIT SET

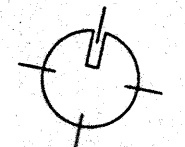
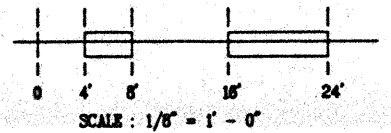
**Sheet Title**

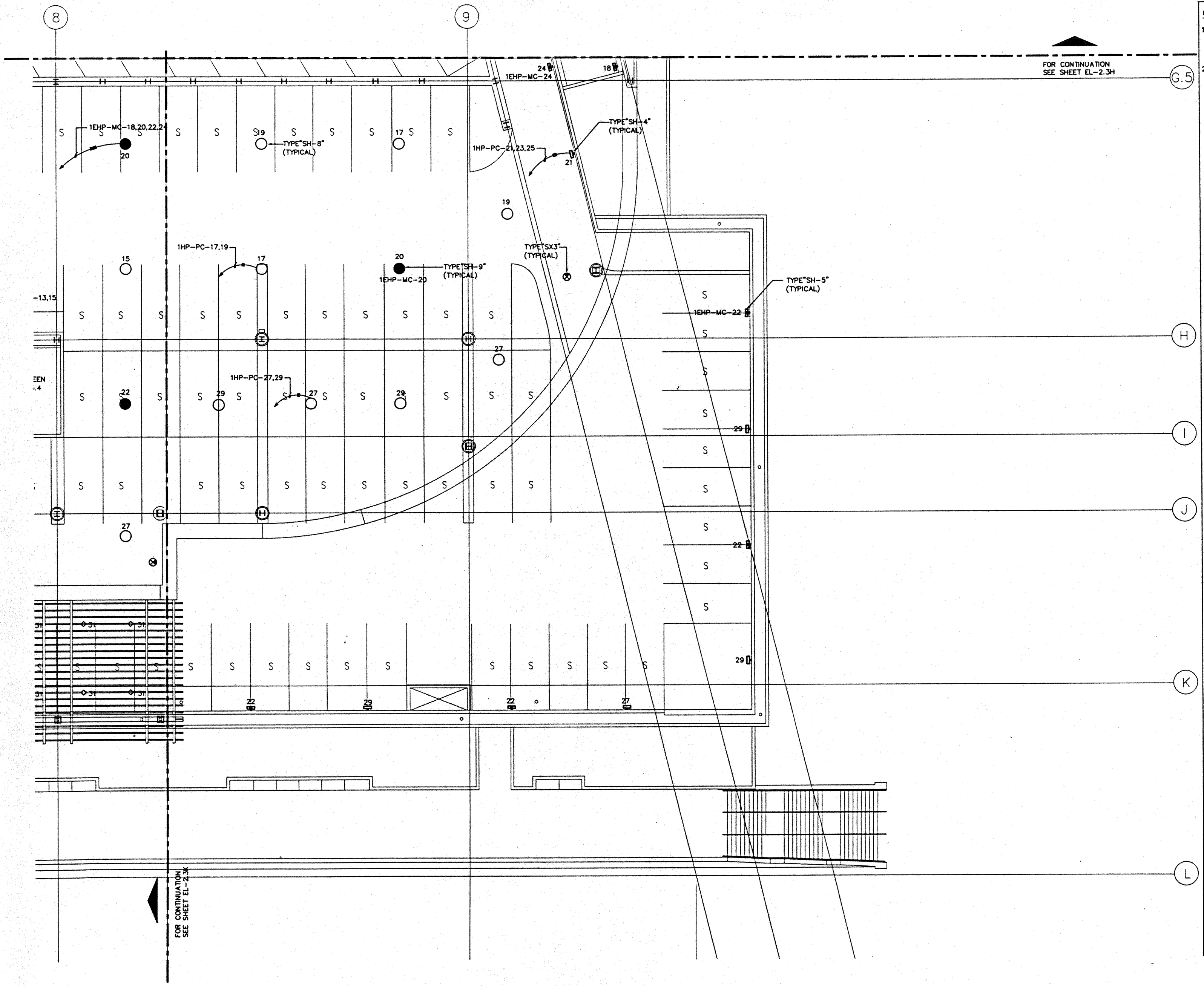
**PARKING LEVEL  
SECTOR K  
FLOOR PLAN  
LIGHTING**

Designed	MB/DT/TS/VV
Drawn	MB/DT/TS/VV
Checked	N/A/N
Date	8/15/95
Job No.	89038.023
Sheet No.	

**EL-2.3K**

CAD File: p:\p\h\2\elc\el-2.3k






FOR CONTINUATION  
SEE SHEET EL-2.3H

FOR CONTINUATION  
SEE SHEET EL-2.3K

- GENERAL NOTES:**
1. FOR EXACT LOCATION OF LIGHT FIXTURES REFER TO REFLECTED CEILING PLAN DRAWINGS.
  2. ALL LIGHTING CIRCUITS SHALL BE CONTROLLED THROUGH LIGHTING CONTROL PANEL EXCEPT EMERGENCY CIRCUITS FOR EGRESS CORRIDOR, STAIR, AND EXIT SIGNS.



# Hawaii Convention Center


Convention Center Authority  
Honolulu, HI

Wimberly Allison Tong & Goo, Inc.  
Honolulu, HI  
In association with  
Loechky Marquardt & Neeholm  
Seattle, WA

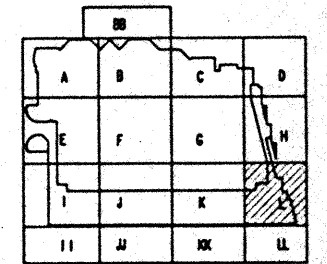
NORDIC / PCL  
A Joint Venture  
Honolulu, HI

Consultants

**Syska & Hennessy**  
ENGINEERS  
1900 West Olympic Blvd., Los Angeles, CA 90044  
Telephone: (213) 216-0500 Fax: (213) 476-7000



**LE LUDVIK ELECTRIC**  
7000 S. BUCKINGHAM  
ENGLEWOOD, COLORADO 80150  
(303) 785-3401



**Revisions**

No.	Date	Description
1	12/16/95	FINAL DOCUMENTS
2	10/17/95	OCTOBER COORDINATION
3	8/15/95	BUILDING PERMIT SET

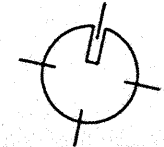
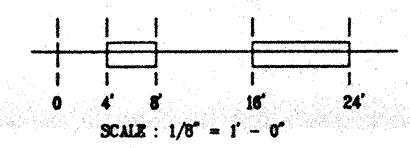
Sheet Title

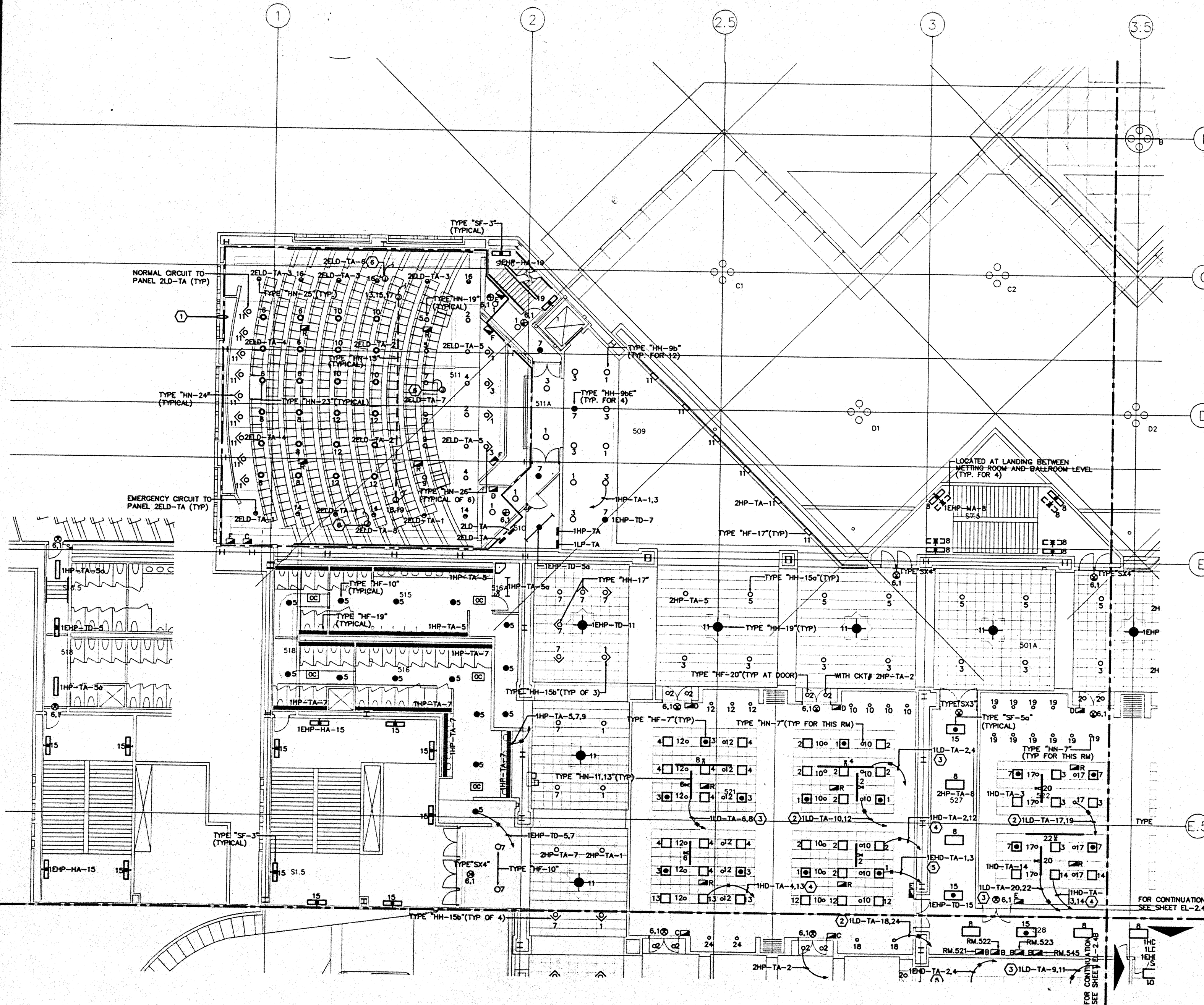
**PARKING LEVEL  
SECTOR L  
FLOOR PLAN  
LIGHTING**

Designed MBOT/TS/VV  
Drawn MBOT/TS/VV  
Checked N/AN  
Date 8/15/95  
Job No. 88036.023  
Sheet No.

**EL-2.3L**

CAD File: p:\proj\2\el\el2.3l






**GENERAL NOTES:**

1. FOR EXACT LOCATION OF LIGHT FIXTURES REFER TO REFLECTED CEILING PLAN DRAWINGS.
2. ALL LIGHTING CIRCUITS SHALL BE CONTROLLED THROUGH LIGHTING CONTROL PANEL EXCEPT EMERGENCY CIRCUITS FOR EGRESS CORRIDOR, STAIR, AND EXIT SIGNS.
3. ALL LIGHT FIXTURES INSIDE MEETING ROOMS SHALL BE CONTROLLED BY DIMMING SYSTEM.
4. CONNECT ALL EXIT SIGNS TO CKT. 1HP-TA-6 (NORMAL) & CKT. 1EHP-TA-1 (EMERGENCY), U.O.N.
5. ALL EXIT SIGNS SHALL BE TYPE "SX2", U.O.N.
6. FOR EXACT LOCATION OF EXTERIOR LIGHTING REFER TO LANDSCAPE DRAWINGS. COORDINATE THE ROUGH-IN WITH LANDSCAPE CONTRACTOR AFTER THE PLANTING BEING MADE.
7. OCCUPANCY SENSORS IN RESTROOMS SHALL CONTROL TYPE "HF-19" FIXTURES IN RESTROOM AREA IN PARALLEL WITH RELAY PANELS.
8. PROVIDE #10 WIRE FOR 120V CIRCUIT OVER 100 FEET LENGTH, U.O.N.

**SPECIFIC NOTES:**

- ① CONNECT HOMERUNS IN THIS AREA TO DIMMING PANEL 2LD-TA AND 2ELD-TA AS INDICATED ON PLANS, U.O.N. PROVIDE SEPARATE NEUTRAL FOR EACH CIRCUIT.
- ② HOMERUN FOR FIXTURE TYPE "HN-7" ONLY (NORMAL).
- ③ HOMERUN FOR FIXTURE TYPE "HN-11,13" ONLY (NORMAL).
- ④ HOMERUN FOR FIXTURE TYPE "HF-7" ONLY (NORMAL).
- ⑤ HOMERUN FOR FIXTURE TYPE "HF-7" ONLY (EMERGENCY).
- ⑥ FLUSH MOUNTED ON SIDE OF STEP FOR POWER SUPPLY TO STEPLIGHTS BUILT-IN SEATS.



# Hawai'i Convention Center

Convention Center Authority  
Honolulu, HI

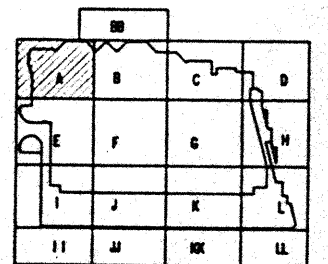

Wimberly Allison Tong & Goo, Inc.  
Honolulu, HI

in association with  
Loosky Marquardt & Neeshom  
Seattle, WA

NORDIC / PCL  
A Joint Venture  
Honolulu, HI

**Consultants**

**Syska & Hennessy**  
ENGINEERS  
1900 West Street Blvd., Los Angeles, CA 90064  
Telephone: (213) 218-0000 Fax: (213) 478-7400



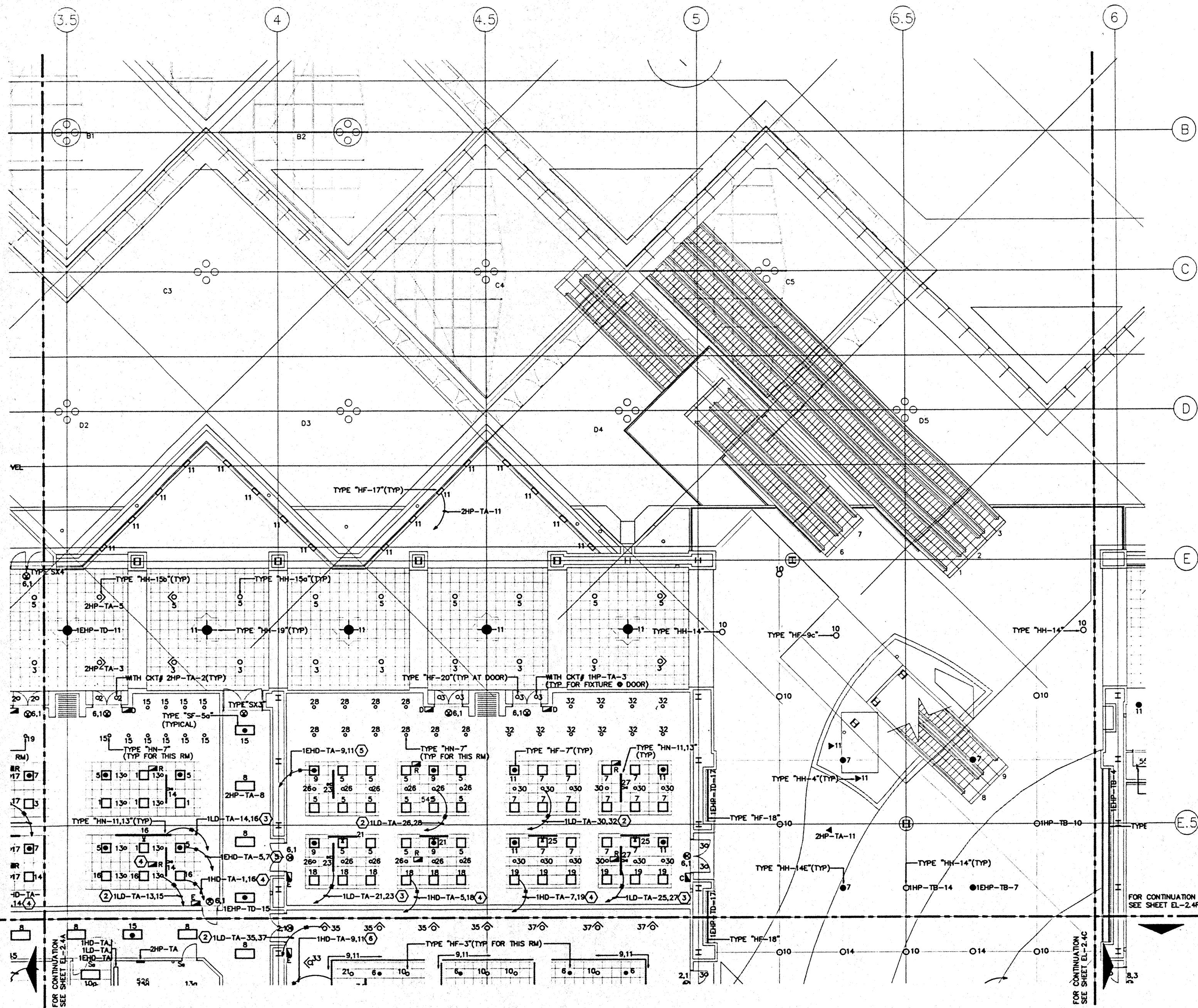
**Revisions**

No.	Date	Description
12/16/95	FINAL DOCUMENTS	
10/17/95	OCTOBER COORDINATION	
8/16/95	BUILDING PERMIT SET	

**MEETING ROOM LEVEL  
SECTOR A  
FLOOR PLAN  
LIGHTING**

Designed: MMD/TB/VV  
Drawn: MMD/TB/VV  
Checked: W/BN  
Date: 8/16/95  
Job No.: 95096.023  
Sheet No.:

EL-2.4A




**GENERAL NOTES:**

1. FOR EXACT LOCATION OF LIGHT FIXTURES REFER TO REFLECTED CEILING PLAN DRAWINGS.
2. ALL LIGHTING CIRCUITS SHALL BE CONTROLLED THROUGH LIGHTING CONTROL PANEL EXCEPT EMERGENCY CIRCUITS FOR EGRESS CORRIDOR, STAIR, AND EXIT SIGNS.
3. ALL LIGHT FIXTURES INSIDE MEETING ROOMS SHALL BE CONTROLLED BY DIMMING SYSTEM.
4. CONNECT ALL EXIT SIGNS TO CKT. 1HP-TA-6 (NORMAL) & CKT. 1EHP-TA-1 (EMERGENCY), U.O.N.
5. ALL EXIT SIGNS SHALL BE TYPE "SX2", U.O.N.
6. FOR EXACT LOCATION OF EXTERIOR LIGHTING REFER TO LANDSCAPE DRAWINGS. COORDINATE THE ROUGH-IN WITH LANDSCAPE CONTRACTOR AFTER THE PLANTING BEING MADE.
7. PROVIDE #10 WIRE FOR 120V CIRCUIT OVER 100 FEET LENGTH, U.O.N.

**SPECIFIC NOTES:**

- ① NOT USED.
- ② HOMERUN FOR FIXTURE TYPE "HN-7" ONLY (NORMAL).
- ③ HOMERUN FOR FIXTURE TYPE "HN-11,13" ONLY (NORMAL).
- ④ HOMERUN FOR FIXTURE TYPE "HF-7" ONLY (NORMAL).
- ⑤ HOMERUN FOR FIXTURE TYPE "HF-7" ONLY (EMERGENCY).



# Hawai'i Convention Center

Convention Center Authority  
Honolulu, HI

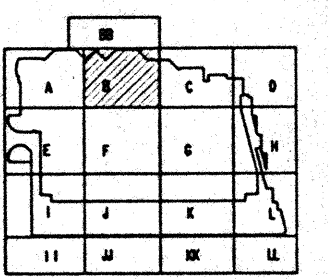

Wimberly Allison Tong & Goo, Inc.  
Honolulu, HI

In association with  
Loschky Marquardt & Neehom  
Seattle, WA

NORDIC / PCL  
A Joint Venture  
Honolulu, HI

**Consultants**

**Syska & Hennessy**  
ENGINEERS  
1900 West Century Blvd., Los Angeles, CA 90064  
Telephone (213) 922-6000 Fax (213) 475-7400

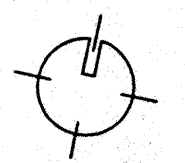
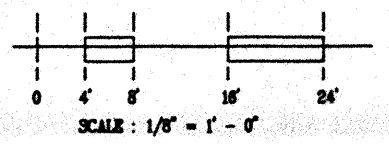


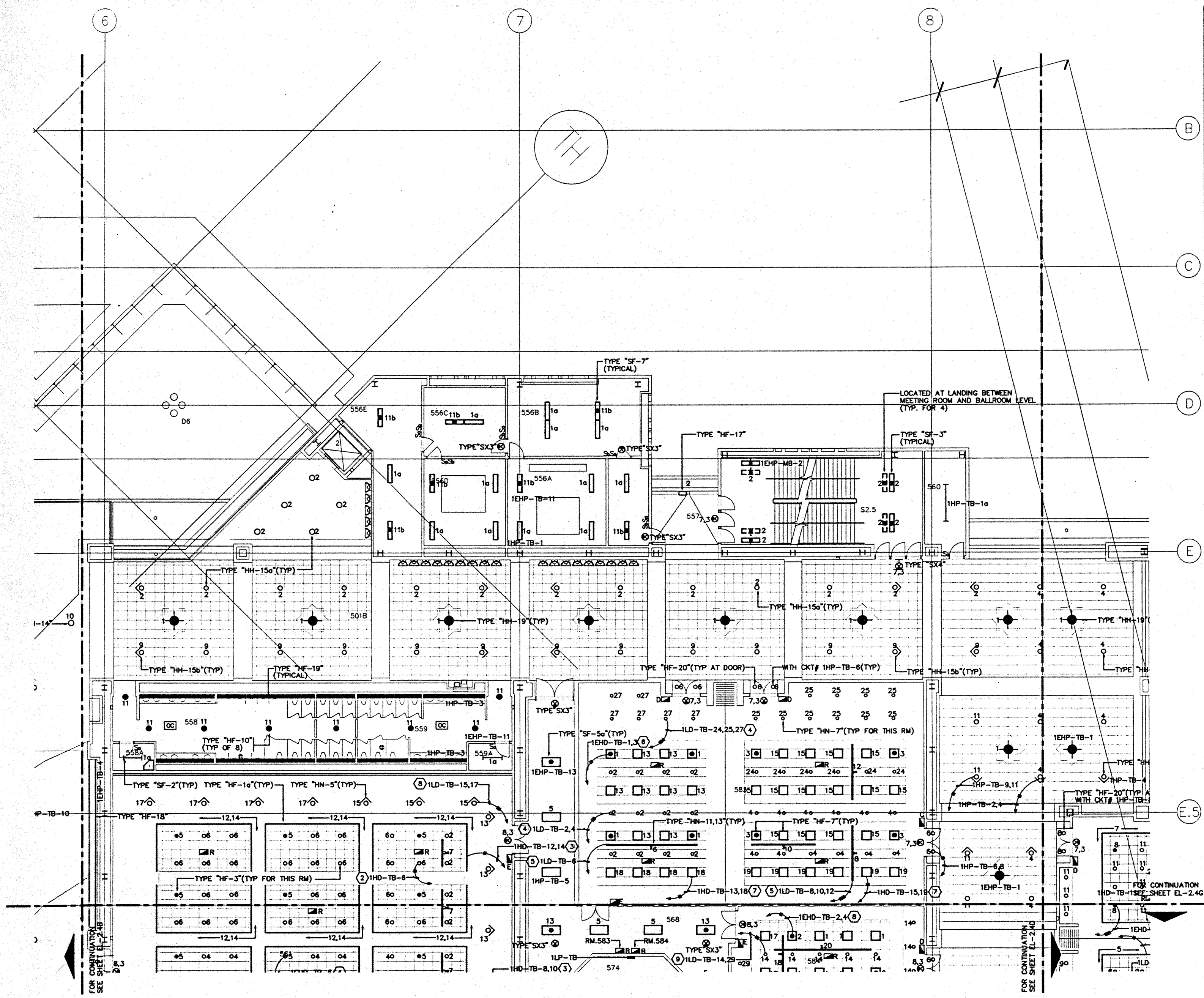
**Revisions**

No.	Date	By	Description
	12/15/95		FINAL DOCUMENTS
	10/19/95		OCTOBER COORDINATION
	9/15/95		BUILDING PERMIT SET

**MEETING ROOM LEVEL  
SECTOR B  
FLOOR PLAN  
LIGHTING**

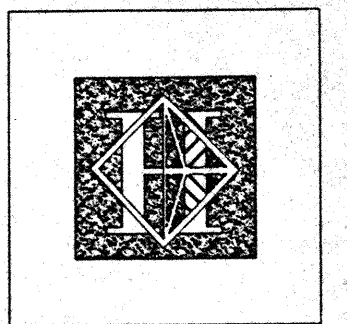
Designed	MB/DT/TS/VV
Drawn	MB/DT/TS/VV
Checked	N/MB
Date	9/15/95
Job No.	95036.029
Sheet No.	EL-2.4B





- GENERAL NOTES:**
- FOR EXACT LOCATION OF LIGHT FIXTURES REFER TO REFLECTED CEILING PLAN DRAWINGS.
  - ALL LIGHTING CIRCUITS SHALL BE CONTROLLED THROUGH LIGHTING CONTROL PANEL EXCEPT EMERGENCY CIRCUITS FOR EGRESS CORRIDOR, STAIR, AND EXIT SIGNS.
  - ALL LIGHT FIXTURES INSIDE MEETING ROOMS SHALL BE CONTROLLED BY DIMMING SYSTEM.
  - CONNECT ALL EXIT SIGNS TO CKT. 1HP-TB-7 (NORMAL) & CKT. 1EHP-TB-3 (EMERGENCY), U.O.N.
  - ALL EXIT SIGNS SHALL BE TYPE "SX2", U.O.N.
  - FOR EXACT LOCATION OF EXTERIOR LIGHTING REFER TO LANDSCAPE DRAWINGS. COORDINATE THE ROUGH-IN WITH LANDSCAPE CONTRACTOR AFTER THE PLANTING BEING MADE.
  - OCCUPANCY SENSORS IN RESTROOMS SHALL CONTROL TYPE "HF-19" FIXTURES IN RESTROOM AREA IN PARALLEL WITH RELAY PANELS.
  - PROVIDE #10 WIRE FOR 120V CIRCUIT OVER 100 FEET LENGTH, U.O.N.

- SPECIFIC NOTES:**
- NOT USED.
  - HOMERUN FOR FIXTURE TYPE "HF-3" ONLY (NORMAL).
  - HOMERUN FOR FIXTURE TYPE "HF-1a" ONLY (NORMAL).
  - HOMERUN FOR FIXTURE TYPE "HN-7" ONLY (NORMAL).
  - HOMERUN FOR FIXTURE TYPE "HN-11,13" ONLY (NORMAL).
  - HOMERUN FOR FIXTURE TYPE "HF-7" ONLY (EMERGENCY).
  - HOMERUN FOR FIXTURE TYPE "HF-7" ONLY (NORMAL).



# Hawai'i Convention Center

Convention Center Authority  
Honolulu, HI

Wimberly Allison Tong & Goo, Inc.  
Honolulu, HI


In association with  
Loschky Marquardt & Neeholm  
Seattle, WA

NORDIC / PCL  
A Joint Venture  
Honolulu, HI

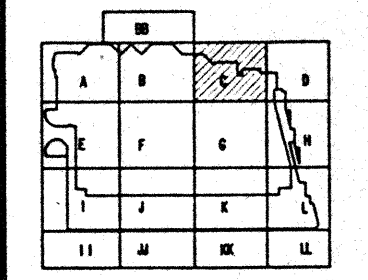
Consultants

**Syska & Hennessy**  
ENGINEERS

1900 West Olympic Blvd., Los Angeles, CA 90006  
Telephone: (213) 621-2200 Fax: (213) 621-7000



**LUDVIK ELECTRIC**  
7700 S. MIDWAY  
INDIANAPOLIS, INDIANA 46216  
(317) 781-9401



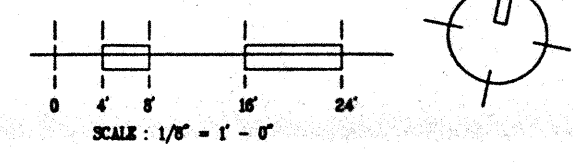
**Revisions**

No.	Date	By	Description

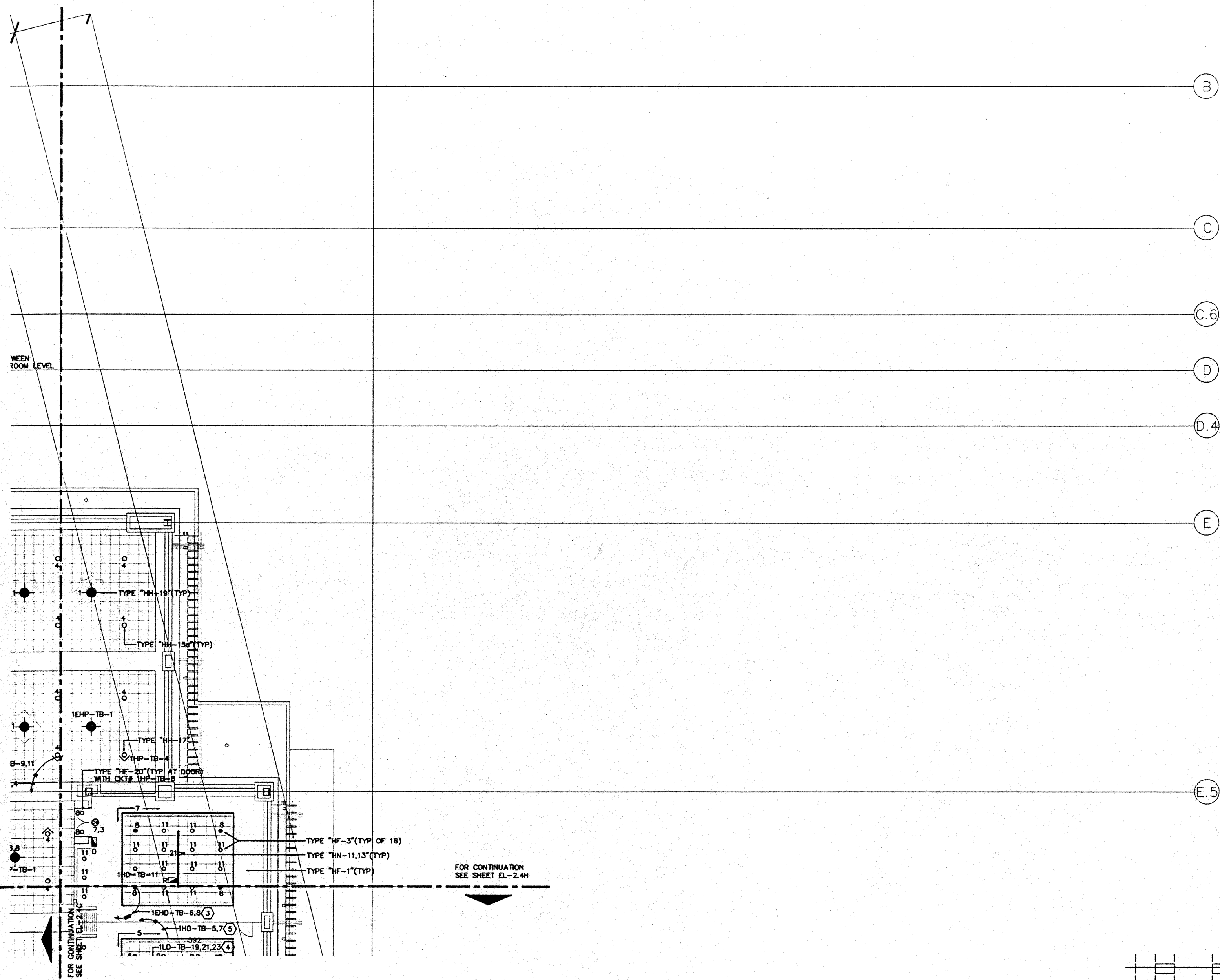
## MEETING ROOM LEVEL SECTOR C FLOOR PLAN LIGHTING

Designed: MMD/TB/VV  
Drawn: MMD/TB/VV  
Checked: N/N  
Date: 9/25/95  
Job No.: 9000029

Sheet No. **EL-24C**



9



GENERAL NOTES:

1. FOR EXACT LOCATION OF LIGHT FIXTURES REFER TO REFLECTED CEILING PLAN DRAWINGS.
2. ALL LIGHTING CIRCUITS SHALL BE CONTROLLED THROUGH LIGHTING CONTROL PANEL EXCEPT EMERGENCY CIRCUITS FOR EGRESS CORRIDOR, STAIR, AND EXIT SIGNS.
3. ALL LIGHT FIXTURES INSIDE MEETING ROOMS SHALL BE CONTROLLED BY DIMMING SYSTEM.
4. CONNECT ALL EXIT SIGNS TO CKT. 1HP-TB-7 (NORMAL) & CKT. 1EHP-TB-3 (EMERGENCY), U.O.N.
5. ALL EXIT SIGNS SHALL BE TYPE "SX2", U.O.N.
6. FOR EXACT LOCATION OF EXTERIOR LIGHTING REFER TO LANDSCAPE DRAWINGS. COORDINATE THE ROUGH-IN WITH LANDSCAPE CONTRACTOR AFTER THE PLANTING BEING MADE.
7. PROVIDE #10 WIRE FOR 120V CIRCUIT OVER 100 FEET LENGTH, U.O.N.

B

C


C.6

D

D.4

E

E.5



# Hawai'i Convention Center

Convention Center Authority  
Honolulu, HI

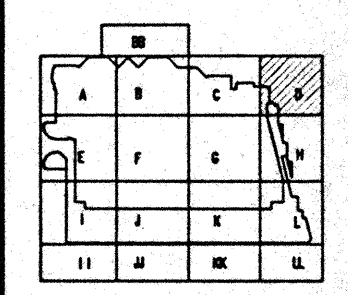

Wimberly Allison Tong & Goo, Inc.  
Honolulu, HI

In association with  
Loechky Marquardt & Neeholm  
Seattle, WA

NORDIC / PCL  
A Joint Venture  
Honolulu, HI

Consultants

**Syska & Hennessy**  
ENGINEERS  
1900 West Olympic Blvd., Los Angeles, CA 90004  
Telephone: (213) 828-2222 Fax: (213) 476-7488



Revisions

No.	Date	By	Description

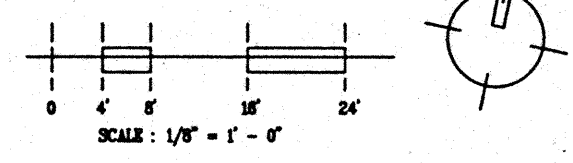
Sheet Title

## MEETING ROOM LEVEL SECTOR D FLOOR PLAN LIGHTING

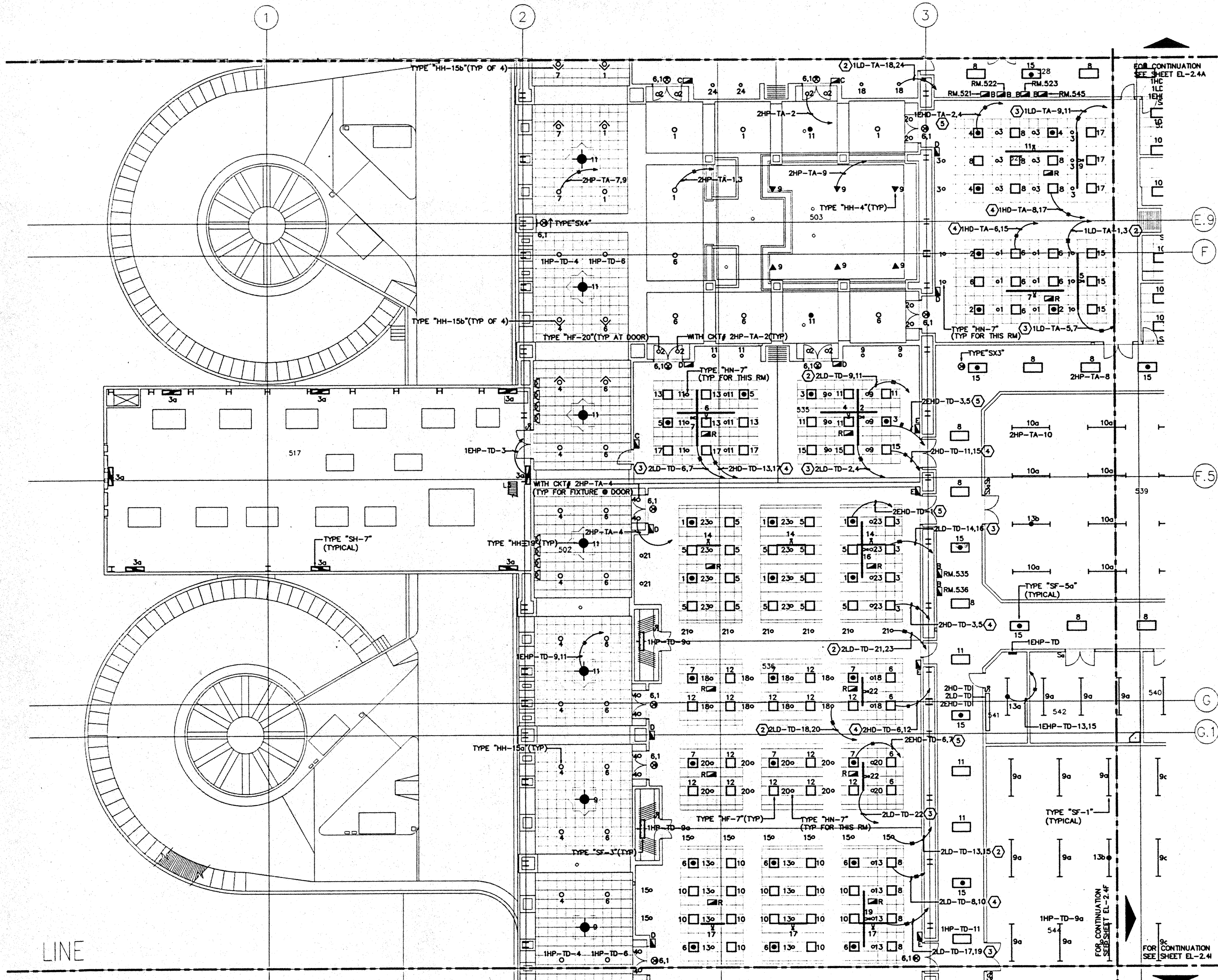
Designed	MM/TT/TVV
Drawn	MM/TT/TVV
Checked	W/WH
Date	8/15/86
Job No.	8009023

Sheet No.  
**EL-24D**

CAD File: p:\p\8009023\EL2-4D








**GENERAL NOTES:**

1. FOR EXACT LOCATION OF LIGHT FIXTURES REFER TO REFLECTED CEILING PLAN DRAWINGS.
2. ALL LIGHTING CIRCUITS SHALL BE CONTROLLED THROUGH LIGHTING CONTROL PANEL EXCEPT EMERGENCY CIRCUITS FOR EGRESS CORRIDOR, STAIR, AND EXIT SIGNS.
3. ALL LIGHT FIXTURES INSIDE MEETING ROOMS SHALL BE CONTROLLED BY DIMMING SYSTEM.
4. CONNECT ALL EXIT SIGNS TO CKT. 1HP-TA-6 (NORMAL) & CKT. 1EHP-TA-1 (EMERGENCY), U.O.N.
5. ALL EXIT SIGNS SHALL BE TYPE "SX2", U.O.N.
6. FOR EXACT LOCATION OF EXTERIOR LIGHTING REFER TO LANDSCAPE DRAWINGS. COORDINATE THE ROUGH-IN WITH LANDSCAPE CONTRACTOR AFTER THE PLANTING BEING MADE.
7. PROVIDE #10 WIRE FOR 120V CIRCUIT OVER 100 FEET LENGTH, U.O.N.

**SPECIFIC NOTES:**

- ① NOT USED.
- ② HOMERUN FOR FIXTURE TYPE "HN-7" ONLY (NORMAL).
- ③ HOMERUN FOR FIXTURE TYPE "HN-11,13" ONLY (NORMAL).
- ④ HOMERUN FOR FIXTURE TYPE "HF-7" ONLY (NORMAL).
- ⑤ HOMERUN FOR FIXTURE TYPE "HF-7" ONLY (EMERGENCY).



# Hawai'i Convention Center

Convention Center Authority  
Honolulu, HI

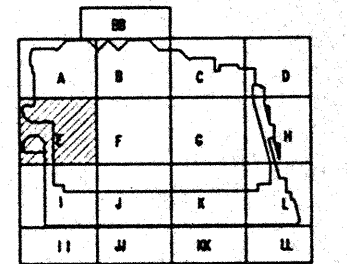

Winberly Allison Tong & Goo, Inc.  
Honolulu, HI

In association with  
Loschky Marquardt & Neeshom  
Seattle, WA

NORDIC / PCL  
A Joint Venture  
Honolulu, HI

**Consultants**

**Syska & Hennessy**  
ENGINEERS  
1950 West Century Blvd., Los Angeles, CA 90064  
Telephone (213) 975-2550 Fax (213) 475-7455



**Revisions**

No.	Date	By	Description
1/16/96	FINAL DOCUMENTS		
11/17/96	OCTOBER COORDINATION		
9/16/96	BUILDING PERMIT SET		

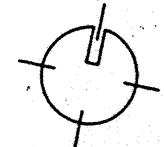
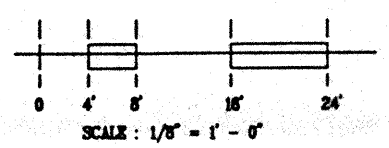
**MEETING ROOM LEVEL  
SECTOR E  
FLOOR PLAN  
LIGHTING**

Designed	MMO/TBWW
Drawn	MMO/TBWW
Checked	N/AN
Date	8/15/96
Job No.	0509029
Sheet No.	

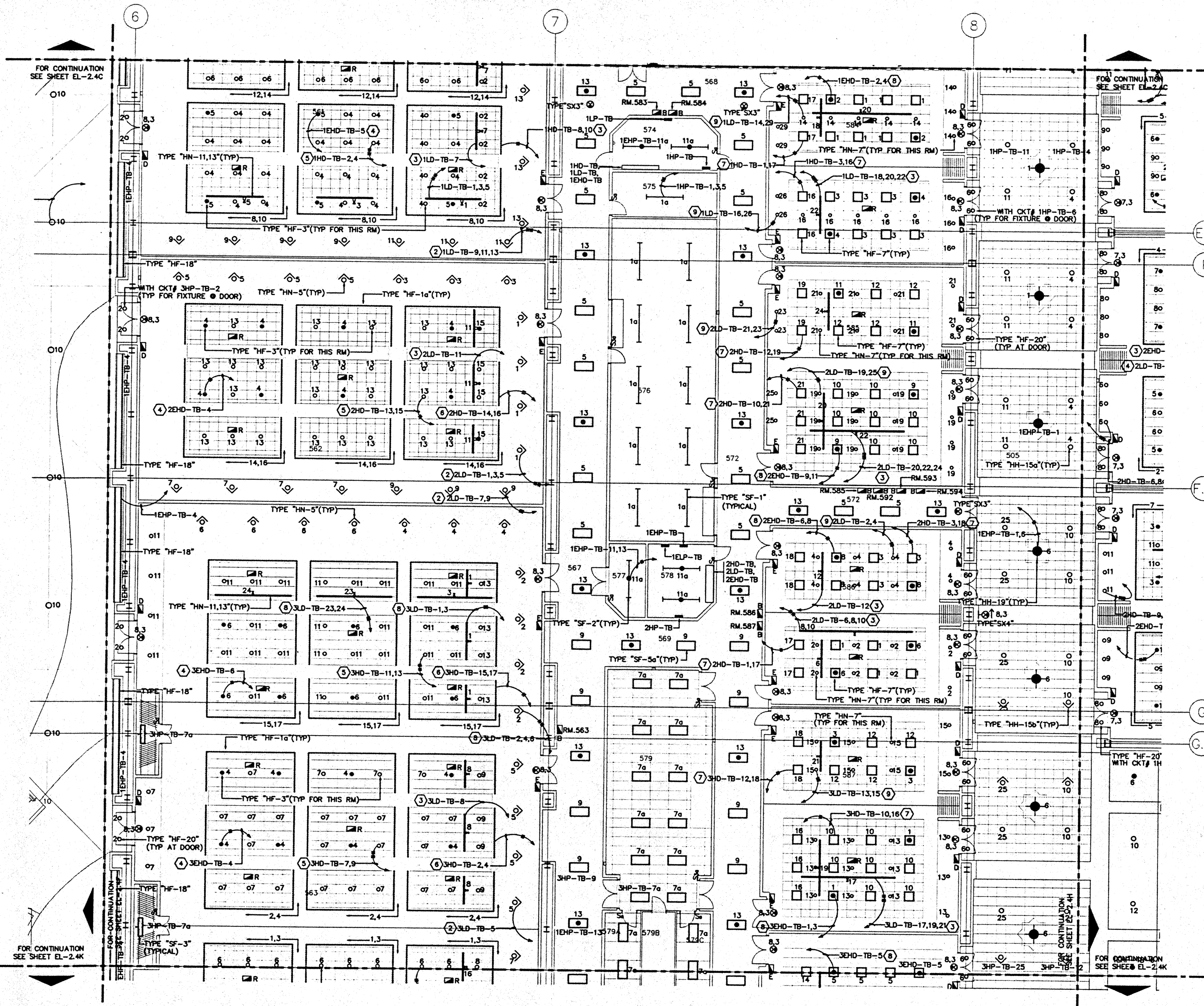
**EL-24E**

CAD File: p:\proj\hawaii\el24e

LINE





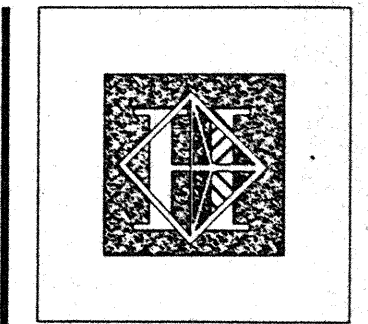


**GENERAL NOTES:**

1. FOR EXACT LOCATION OF LIGHT FIXTURES REFER TO REFLECTED CEILING PLAN DRAWINGS.
2. ALL LIGHTING CIRCUITS SHALL BE CONTROLLED THROUGH LIGHTING CONTROL PANEL EXCEPT EMERGENCY CIRCUITS FOR EGRESS CORRIDOR, STAIR, AND EXIT SIGNS.
3. ALL LIGHT FIXTURES INSIDE MEETING ROOMS SHALL BE CONTROLLED BY DIMMING SYSTEM.
4. CONNECT ALL EXIT SIGNS TO CKT. 3HP-TB-8 (NORMAL) & CKT. 1EHP-TB-3 (EMERGENCY), U.O.N.
5. ALL EXIT SIGNS SHALL BE TYPE "SX2", U.O.N.
6. FOR EXACT LOCATION OF EXTERIOR LIGHTING REFER TO LANDSCAPE DRAWINGS. COORDINATE THE ROUGH-IN WITH LANDSCAPE CONTRACTOR AFTER THE PLANTING BEING MADE.
7. PROVIDE #10 WIRE FOR 120V CIRCUIT OVER 100 FEET LENGTH, U.O.N.

**SPECIFIC NOTES:**

- ① NOT USED.
- ② HOMERUN FOR FIXTURE TYPE "HN-5" ONLY (NORMAL).
- ③ HOMERUN FOR FIXTURE TYPE "HN-11,13" ONLY (NORMAL).
- ④ HOMERUN FOR FIXTURE TYPE "HF-3" ONLY (EMERGENCY).
- ⑤ HOMERUN FOR FIXTURE TYPE "HF-3" ONLY (NORMAL).
- ⑥ HOMERUN FOR FIXTURE TYPE "HF-10" ONLY (NORMAL).
- ⑦ HOMERUN FOR FIXTURE TYPE "HF-7" ONLY (NORMAL).
- ⑧ HOMERUN FOR FIXTURE TYPE "HF-7" ONLY (EMERGENCY).
- ⑨ HOMERUN FOR FIXTURE TYPE "HN-7" ONLY (NORMAL).



# Hawai'i Convention Center

Convention Center Authority  
Honolulu, HI

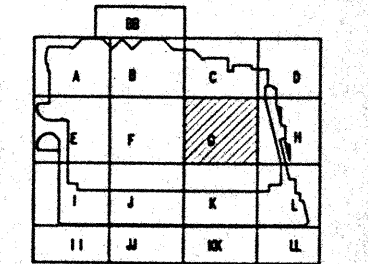

Winberly Allison Tong & Goo, Inc.  
Honolulu, HI

In association with  
Loosky Marquardt & Neeshom  
Seattle, WA

NORDIC / PCL  
A Joint Venture  
Honolulu, HI

**Consultants**

**Syska & Hennessy**  
**ENGINEERS**  
1900 West Olympic Blvd., Los Angeles, CA 90006  
Telephone: (213) 924-0000 Fax: (213) 478-7000

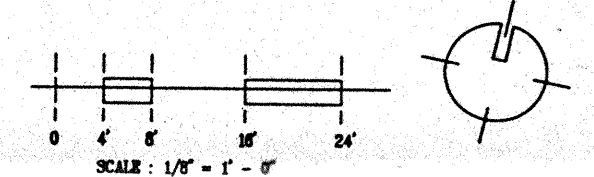


**Revisions**

No.	Date	By	Description

**MEETING ROOM LEVEL  
SECTOR G  
FLOOR PLAN  
LIGHTING**

Designed	MBOT/TB/VV
Drawn	MBOT/TB/VV
Checked	MAN
Date	9/12/95
Job No.	0508023
Sheet No.	EL-24G

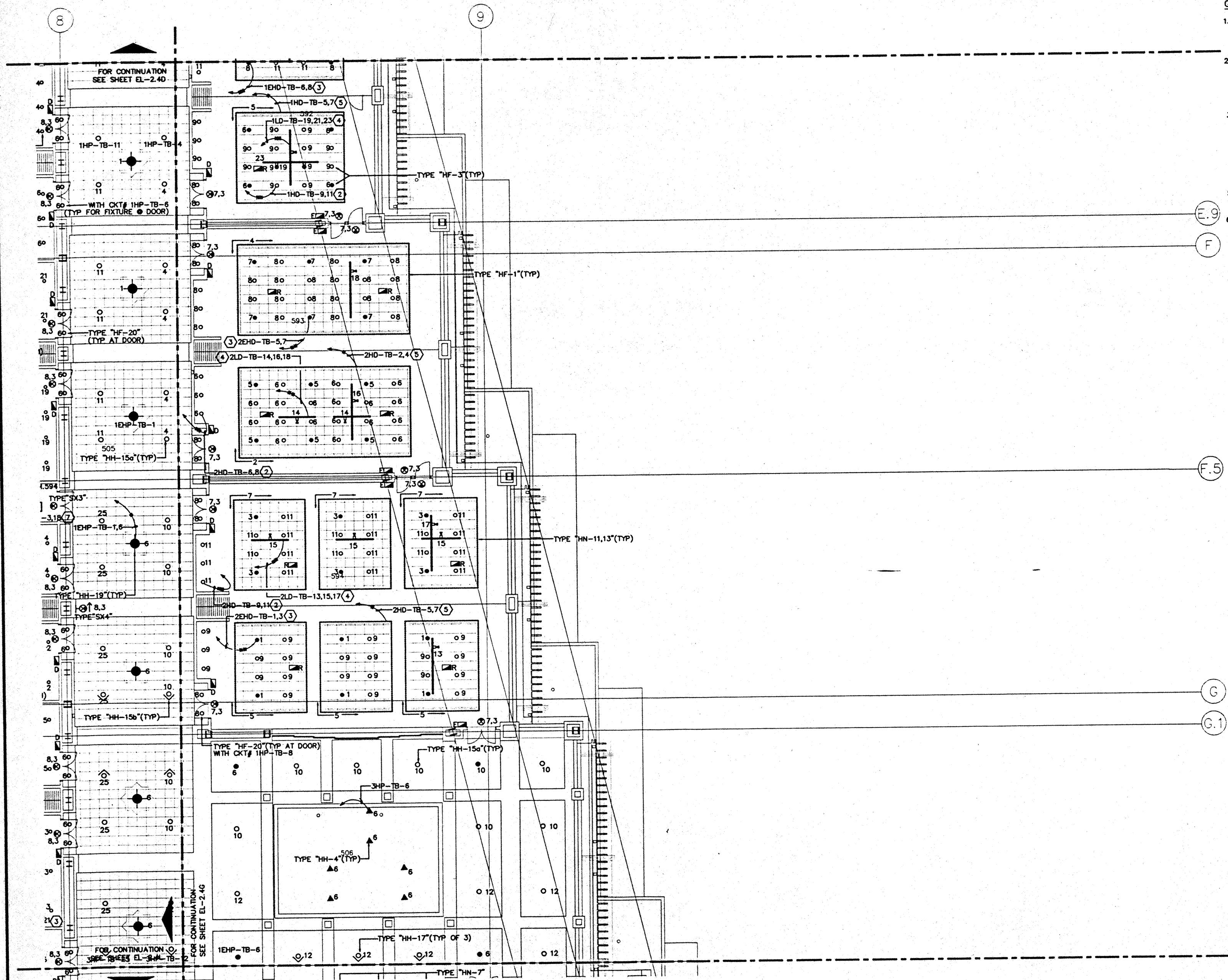


FOR CONTINUATION  
SEE SHEET EL-2.4C

FOR CONTINUATION  
SEE SHEET EL-2.4C

FOR CONTINUATION  
SEE SHEET EL-2.4K

FOR CONTINUATION  
SEE SHEET EL-2.4K

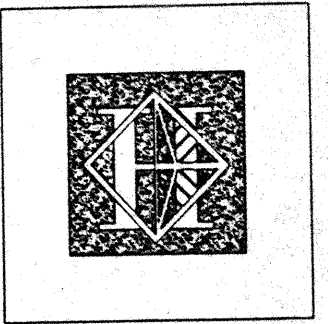


**GENERAL NOTES:**

1. FOR EXACT LOCATION OF LIGHT FIXTURES REFER TO REFLECTED CEILING PLAN DRAWINGS.
2. ALL LIGHTING CIRCUITS SHALL BE CONTROLLED THROUGH LIGHTING CONTROL PANEL EXCEPT EMERGENCY CIRCUITS FOR EGRESS CORRIDOR, STAIR, AND EXIT SIGNS.
3. ALL LIGHT FIXTURES INSIDE MEETING ROOMS SHALL BE CONTROLLED BY DIMMING SYSTEM.
4. CONNECT ALL EXIT SIGNS TO CKT. 1HP-TB-7 (NORMAL) & CKT. 1EHP-TB-3 (EMERGENCY), U.O.N.
5. ALL EXIT SIGNS SHALL BE TYPE "SX2", U.O.N.
6. FOR EXACT LOCATION OF EXTERIOR LIGHTING REFER TO LANDSCAPE DRAWINGS. COORDINATE THE ROUGH-IN WITH LANDSCAPE CONTRACTOR AFTER THE PLANTING BEING MADE.
7. PROVIDE #10 WIRE FOR 120V CIRCUIT OVER 100 FEET LENGTH, U.O.N.

**SPECIFIC NOTES:**

- ① NOT USED.
- ② HOMERUN FOR FIXTURE TYPE "HF-3" ONLY (NORMAL).
- ③ HOMERUN FOR FIXTURE TYPE "HF-3" ONLY (EMERGENCY).
- ④ HOMERUN FOR FIXTURE TYPE "HN-11,13" ONLY (NORMAL).
- ⑤ HOMERUN FOR FIXTURE TYPE "HF-1" ONLY (NORMAL).



# Hawai'i Convention Center

Convention Center Authority  
Honolulu, HI

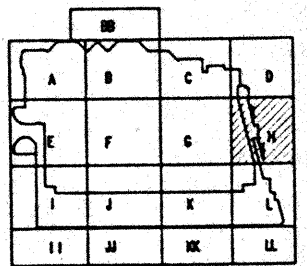

Winbery Allison Tang & Goo, Inc.  
Honolulu, HI

In association with  
Lochky Merquardt & Nesholm  
Seattle, WA

NORDIC / PCL  
A Joint Venture  
Honolulu, HI

**Consultants**

**Syska & Hennessy**  
ENGINEERS  
1900 West Century Blvd., Los Angeles, CA 90067  
Telephone: (213) 391-2000 Fax: (213) 391-7400



**Revisions**

No.	Date	By	Description

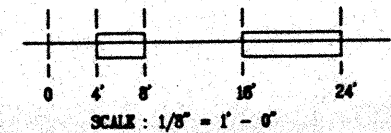
**Sheet Title**


**MEETING ROOM LEVEL  
SECTOR H  
FLOOR PLAN  
LIGHTING**

Designed	MB/DT/BN/VV
Drawn	MB/DT/BN/VV
Checked	M/AM
Date	8/18/06
Job No.	06030223
Sheet No.	

**EL-2.4H**

CAD File: p:\p\h\h\l\l\EL2-4H





# Hawaii Convention Center

Convention Center Authority  
Honolulu, HI

Wimberly Allison Tong & Goo, Inc.  
Honolulu, HI

In association with  
Loechky Marquardt & Nesholm  
Seattle, WA

NORDIC / PCL  
A Joint Venture  
Honolulu, HI

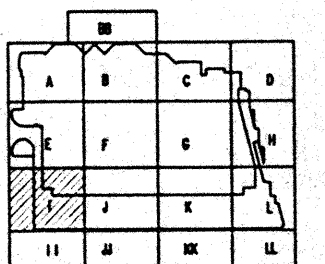
Consultants

**Syska & Hennessy**  
ENGINEERS

1900 West Olympic Blvd., Los Angeles, CA 90006  
Telephone (213) 924-2000 Fax (213) 478-7500



LUDVIK ELECTRIC  
7800 S. RICHMOND  
BOLTON, COLORADO  
80429  
(303) 711-1841

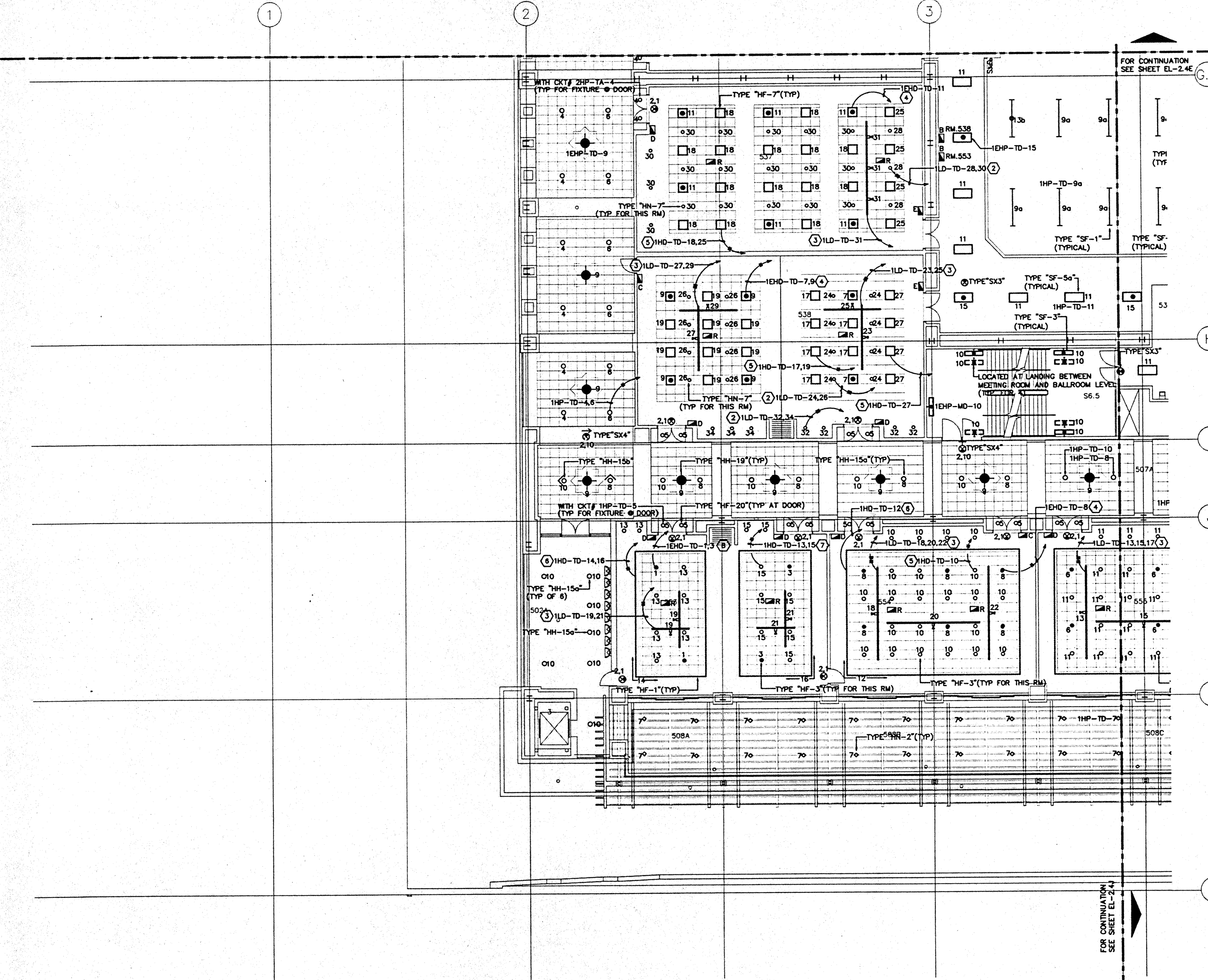


### GENERAL NOTES:

- FOR EXACT LOCATION OF LIGHT FIXTURES REFER TO REFLECTED CEILING PLAN DRAWINGS.
- ALL LIGHTING CIRCUITS SHALL BE CONTROLLED THROUGH LIGHTING CONTROL PANEL EXCEPT EMERGENCY CIRCUITS FOR EGRESS CORRIDOR, STAIR, AND EXIT SIGNS.
- ALL LIGHT FIXTURES INSIDE MEETING ROOMS SHALL BE CONTROLLED BY DIMMING SYSTEM.
- CONNECT ALL EXIT SIGNS TO CKT. 1HP-TD-2 (NORMAL) & CKT. 1EHP-TA-1 (EMERGENCY), U.O.N.
- ALL EXIT SIGNS SHALL BE TYPE "SX2", U.O.N.
- FOR EXACT LOCATION OF EXTERIOR LIGHTING REFER TO LANDSCAPE DRAWINGS. COORDINATE THE ROUGH-IN WITH LANDSCAPE CONTRACTOR AFTER THE PLANTING BEING MADE.
- PROVIDE #10 WIRE FOR 120V CIRCUIT OVER 100 FEET LENGTH, U.O.N.

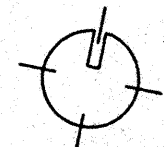
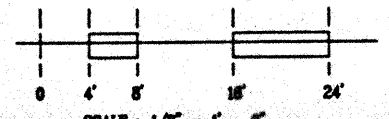
### SPECIFIC NOTES:

- NOT USED.
- HOMERUN FOR FIXTURE TYPE "HN-7" ONLY (NORMAL).
- HOMERUN FOR FIXTURE TYPE "HN-11,13" ONLY (NORMAL).
- HOMERUN FOR FIXTURE TYPE "HF-7" ONLY (EMERGENCY).
- HOMERUN FOR FIXTURE TYPE "HF-1" ONLY (NORMAL).
- HOMERUN FOR FIXTURE TYPE "HF-3" ONLY (NORMAL).
- HOMERUN FOR FIXTURE TYPE "HF-3" ONLY (EMERGENCY).



FOR CONTINUATION  
SEE SHEET EL-2.4E

FOR CONTINUATION  
SEE SHEET EL-2.4F



Revisions

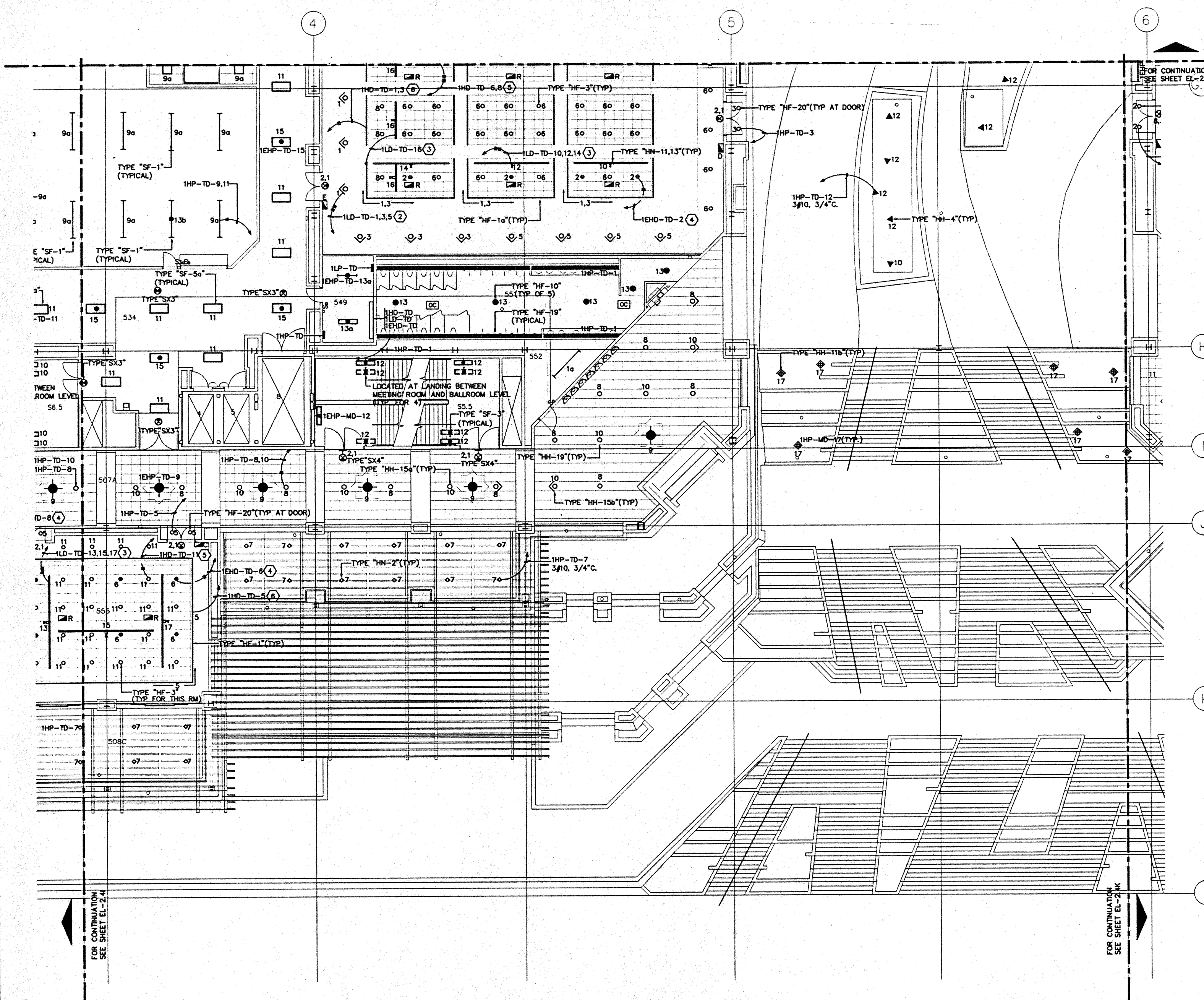
No.	Date	Description

MEETING ROOM LEVEL  
SECTOR I  
FLOOR PLAN  
LIGHTING

Designed: MBD/TB/VV  
 Drawn: MBD/TB/VV  
 Checked: W/N  
 Date: 9/15/95  
 Job No.: 9008029  
 Sheet No.:

EL-2.4I

CAD File: p:\hawaii\el-2.4i




**GENERAL NOTES:**

1. FOR EXACT LOCATION OF LIGHT FIXTURES REFER TO REFLECTED CEILING PLAN DRAWINGS.
2. ALL LIGHTING CIRCUITS SHALL BE CONTROLLED THROUGH LIGHTING CONTROL PANEL EXCEPT EMERGENCY CIRCUITS FOR EGRESS CORRIDOR, STAIR, AND EXIT SIGNS.
3. ALL LIGHT FIXTURES INSIDE MEETING ROOMS SHALL BE CONTROLLED BY DIMMING SYSTEM.
4. CONNECT ALL EXIT SIGNS TO CKT. IHP-TD-2 (NORMAL) & CKT. IHP-TA-1 (EMERGENCY), U.O.N.
5. ALL EXIT SIGNS SHALL BE TYPE "SX2", U.O.N.
6. FOR EXACT LOCATION OF EXTERIOR LIGHTING REFER TO LANDSCAPE DRAWINGS. COORDINATE THE ROUGH-IN WITH LANDSCAPE CONTRACTOR AFTER THE PLANTING BEING MADE.
7. OCCUPANCY SENSORS IN RESTROOMS SHALL CONTROL TYPE "HF-19" FIXTURES IN RESTROOM AREA IN PARALLEL WITH RELAY PANELS.
8. PROVIDE #10 WIRE FOR 120V CIRCUIT OVER 100 FEET LENGTH, U.O.N.

**SPECIFIC NOTES:**

- ① NOT USED.
- ② HOMERUN FOR FIXTURE TYPE "HN-5" ONLY (NORMAL).
- ③ HOMERUN FOR FIXTURE TYPE "HN-11,13" ONLY (NORMAL).
- ④ HOMERUN FOR FIXTURE TYPE "HF-3" ONLY (EMERGENCY).
- ⑤ HOMERUN FOR FIXTURE TYPE "HF-3" ONLY (NORMAL).
- ⑥ HOMERUN FOR FIXTURE TYPE "HF-1,1a" ONLY (NORMAL).



# Hawai'i Convention Center

Convention Center Authority  
Honolulu, HI

Wimberly Allison Tong & Goo, Inc.  
Honolulu, HI

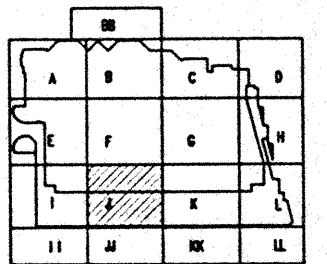

In association with

Loeschky Marquardt & Neeshom  
Seattle, WA

NORDIC / PCL  
A Joint Venture  
Honolulu, HI

**Consultants**

**Syska & Hennessy**  
ENGINEERS  
1900 West Olympic Blvd., Los Angeles, CA 90004  
Telephone: (213) 216-6500 Fax: (213) 478-7488

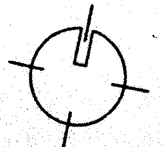
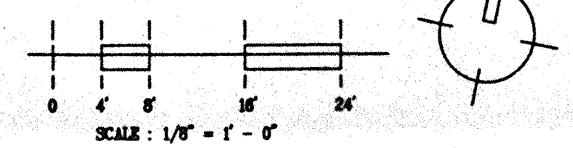


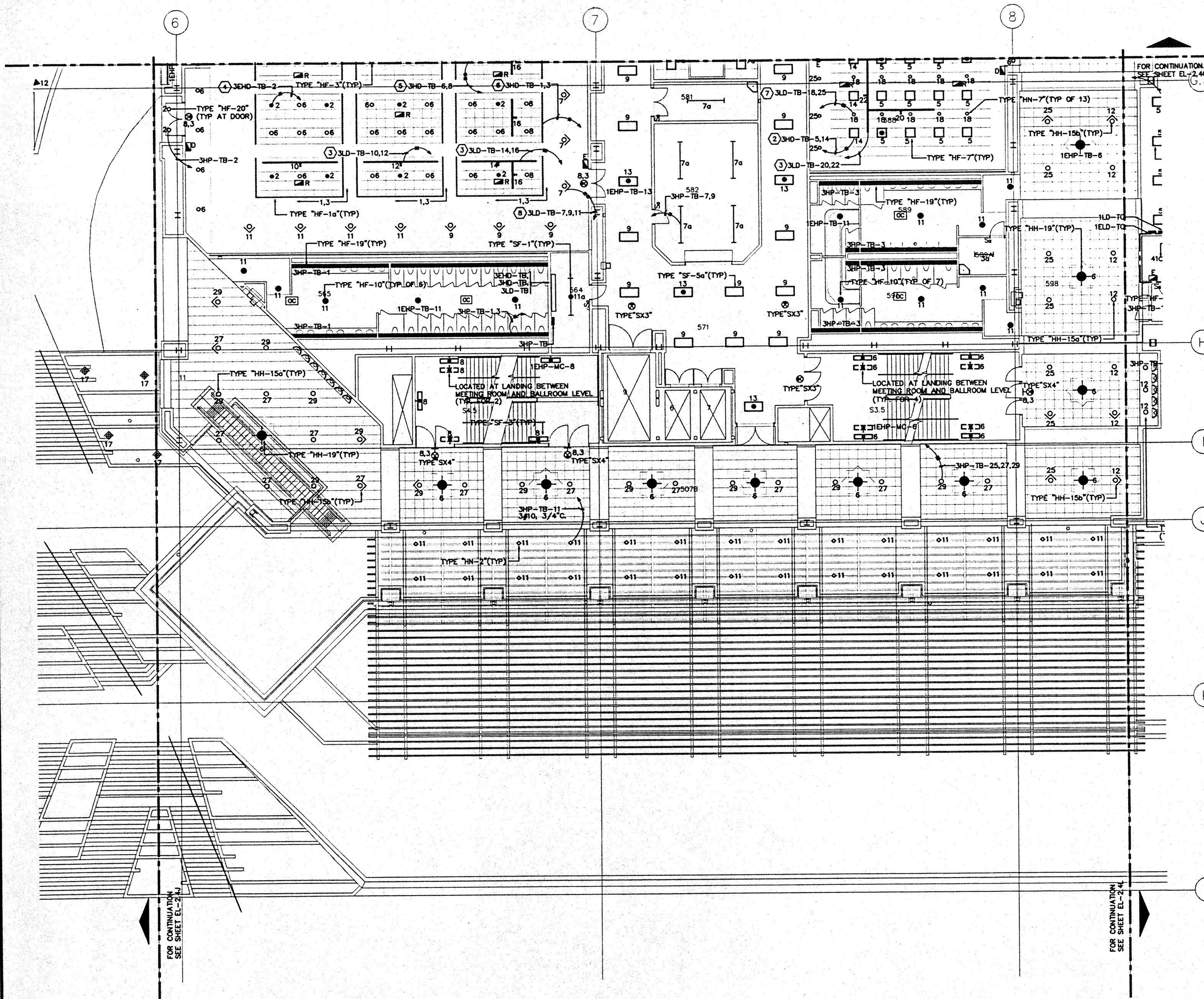
**Revisions**

No.	Date	By	Description
1	8/16/96	MM/DT/TS/VV	FINAL DOCUMENTS
2	9/7/96	MM/DT/TS/VV	OCTOBER COORDINATION
3	9/16/96	MM/DT/TS/VV	BUILDING PERMIT SET

**MEETING ROOM LEVEL  
SECTION J  
FLOOR PLAN  
LIGHTING**

Designed	MM/DT/TS/VV
Drawn	MM/DT/TS/VV
Checked	N/A
Date	9/16/96
Job No.	99096.023
Sheet No.	EL-24J






**GENERAL NOTES:**

1. FOR EXACT LOCATION OF LIGHT FIXTURES REFER TO REFLECTED CEILING PLAN DRAWINGS.
2. ALL LIGHTING CIRCUITS SHALL BE CONTROLLED THROUGH LIGHTING CONTROL PANEL EXCEPT EMERGENCY CIRCUITS FOR EGRESS CORRIDOR, STAIR, AND EXIT SIGNS.
3. ALL LIGHT FIXTURES INSIDE MEETING ROOMS SHALL BE CONTROLLED BY DIMMING SYSTEM.
4. CONNECT ALL EXIT SIGNS TO CKT. 3HP-TB-8 (NORMAL) & CKT. 1EHP-TB-3 (EMERGENCY), U.O.N.
5. ALL EXIT SIGNS SHALL BE TYPE "SX2", U.O.N.
6. FOR EXACT LOCATION OF EXTERIOR LIGHTING REFER TO LANDSCAPE DRAWINGS. COORDINATE THE ROUGH-IN WITH LANDSCAPE CONTRACTOR AFTER THE PLANTING BEING MADE.
7. OCCUPANCY SENSORS IN RESTROOMS SHALL CONTROL TYPE "HF-19" FIXTURES IN RESTROOM AREA IN PARALLEL WITH RELAY PANELS.
8. PROVIDE #10 WIRE FOR 120V CIRCUIT OVER 100 FEET LENGTH, U.O.N.

**SPECIFIC NOTES:**

- ① NOT USED.
- ② HOMERUN FOR FIXTURE TYPE "HF-7" ONLY (NORMAL).
- ③ HOMERUN FOR FIXTURE TYPE "HN-11,13" ONLY (NORMAL).
- ④ HOMERUN FOR FIXTURE TYPE "HF-3" ONLY (EMERGENCY).
- ⑤ HOMERUN FOR FIXTURE TYPE "HF-10" ONLY (NORMAL).
- ⑥ HOMERUN FOR FIXTURE TYPE "HF-3" ONLY (NORMAL).
- ⑦ HOMERUN FOR FIXTURE TYPE "HN-7" ONLY (NORMAL).
- ⑧ HOMERUN FOR FIXTURE TYPE "HN-5" ONLY (NORMAL).



# Hawai'i Convention Center

Convention Center Authority  
Honolulu, HI


Wimberly Allison Tong & Goo, Inc.  
Honolulu, HI

in association with  
Loeschky Marquardt & Nasholm  
Seattle, WA

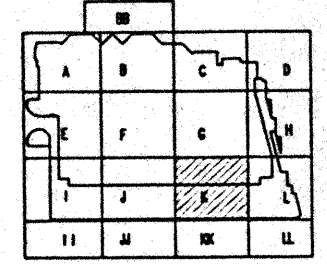
NORDIC / PCL  
A Joint Venture  
Honolulu, HI

**Consultants**

**Syska & Hennessy**  
**ENGINEERS**  
1000 West Olympic Blvd., Los Angeles, CA 90064  
Telephone (818) 978-0000 Fax (818) 478-7668



**LE**  
**LUDVIK**  
**ELECTRIC**  
7508 S. SHONONE  
ENGLEWOOD, COLORADO 80150  
(303) 781-9601



**Revisions**

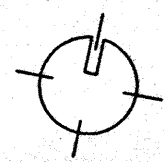
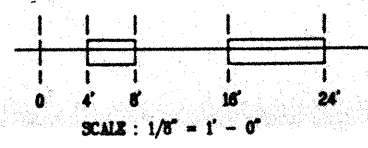
No.	Date	Description
1	12/18/95	FINAL DOCUMENTS
2	10/19/95	OCTOBER COORDINATION
3	9/15/95	BUILDING PERMIT SET

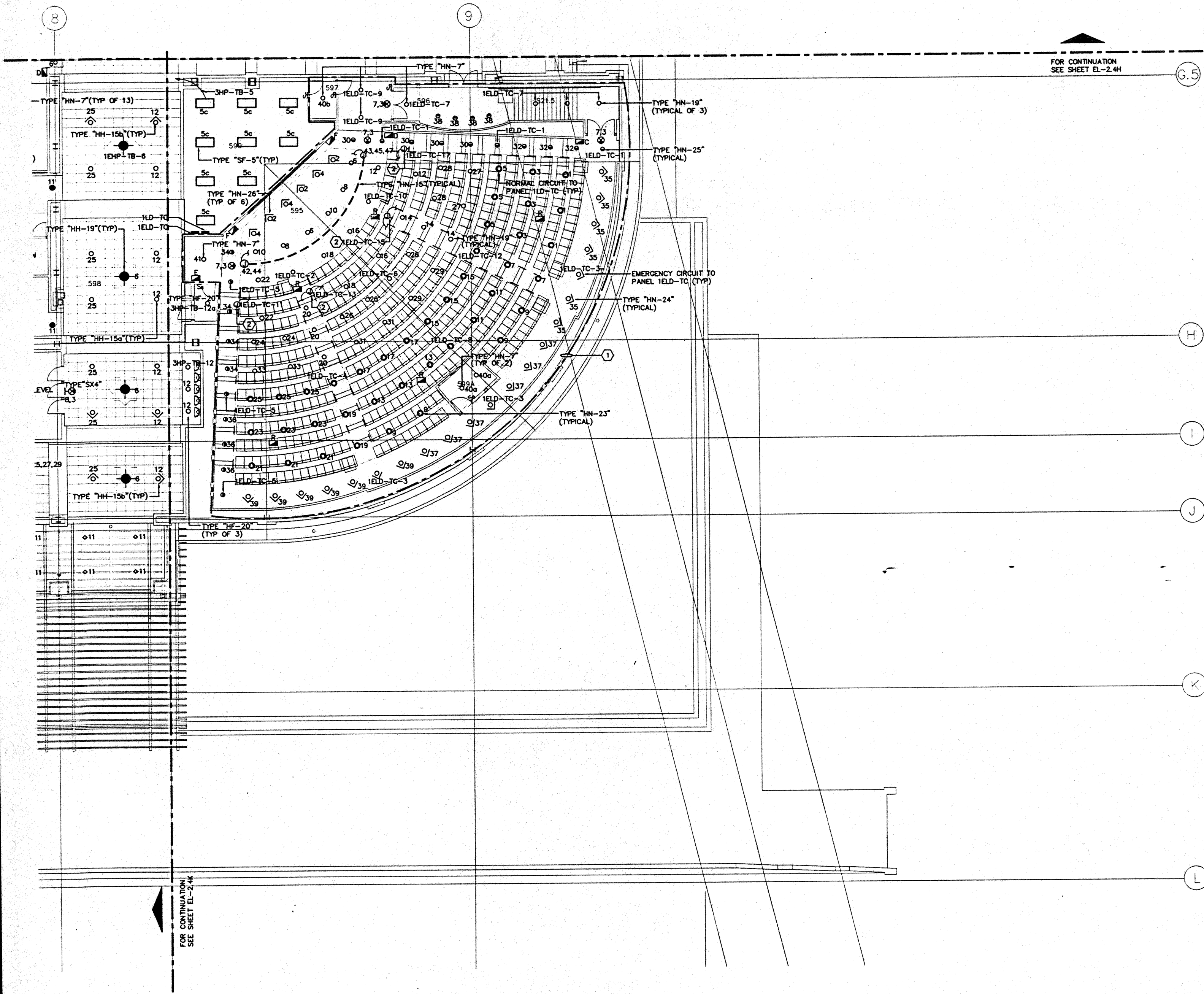
**Sheet Title**  
**MEETING ROOM LEVEL**  
**SECTOR K**  
**FLOOR PLAN**  
**LIGHTING**

Designed	MBDT/TS/VV
Drawn	MBDT/TS/VV
Checked	M/W
Date	9/15/95
Job No.	95095.029
Sheet No.	

**EL-2.4K**

CAD File: pty\hawaii\el2-4k





**GENERAL NOTES:**


1. FOR EXACT LOCATION OF LIGHT FIXTURES REFER TO REFLECTED CEILING PLAN DRAWINGS.
2. ALL LIGHTING CIRCUITS SHALL BE CONTROLLED THROUGH LIGHTING CONTROL PANEL EXCEPT EMERGENCY CIRCUITS FOR EGRESS CORRIDOR, STAIR, AND EXIT SIGNS.
3. CONNECT ALL EXIT SIGNS TO CKT. 1HP-TB-7 (NORMAL) & CKT. 1HP-TB-3 (EMERGENCY), U.O.N.
4. ALL EXIT SIGNS SHALL BE TYPE "SX2", U.O.N.
5. FOR EXACT LOCATION OF EXTERIOR LIGHTING REFER TO LANDSCAPE DRAWINGS. COORDINATE THE ROUGH-IN WITH LANDSCAPE CONTRACTOR AFTER THE PLANTING BEING MADE.
6. PROVIDE #10 WIRE FOR 120V CIRCUIT OVER 100 FEET LENGTH, U.O.N.

**SPECIFIC NOTES:**

1. CONNECT HOMERUNS IN THIS AREA TO DIMMING PANEL 1D-TC AND 1ELD-TC AS INDICATED ON PLANS, U.O.N. PROVIDE SEPARATE NEUTRAL FOR EACH CIRCUIT.
2. FLUSH MOUNTED ON SIDE OF STEP FOR POWER SUPPLY TO STEPLIGHTS BUILT-IN SEATS.

FOR CONTINUATION  
SEE SHEET EL-2.4H

FOR CONTINUATION  
SEE SHEET EL-2.4K



# Hawai'i Convention Center

Convention Center Authority  
Honolulu, HI


Wimberly Allison Tong & Goo, Inc.  
Honolulu, HI

In association with  
Loeschky Marquardt & Neeshom  
Seattle, WA

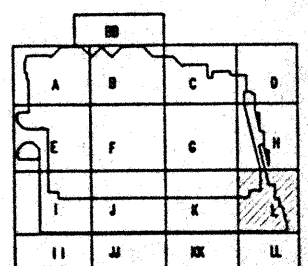
NORDIC / PCL  
A Joint Venture  
Honolulu, HI

**Consultants**

**Syska & Hennessy**  
**ENGINEERS**  
1900 West Olympic Blvd., Los Angeles, CA 90004  
Telephone: (213) 978-2800 Fax: (213) 474-7400



**LE**  
**LUDVIK**  
**ELECTRIC**  
7300 S. MICHIGAN  
DENVER, COLORADO 80231  
(303) 751-3401



**Revisions**

No.	Date	Description

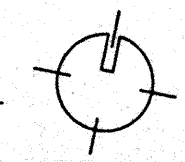
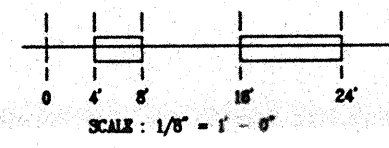
**Sheet Title**

**MEETING ROOM LEVEL  
SECTOR L  
FLOOR PLAN  
LIGHTING**

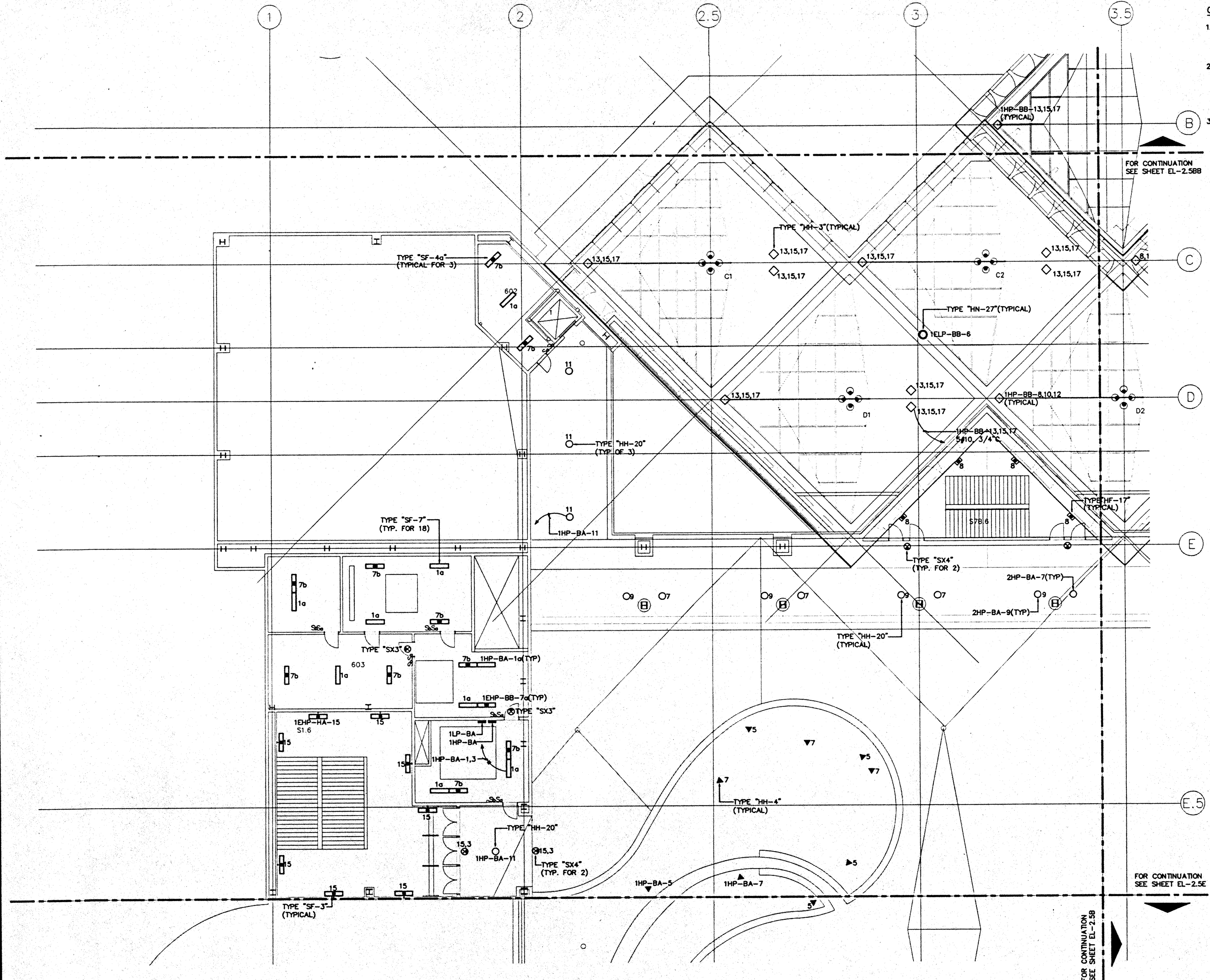
Designed: MBOT/TS/VV  
Drawn: MBOT/TS/VV  
Checked: M/M  
Date: 9/15/05  
Job No.: 00090229  
Sheet No.:

**EL-2.4L**

CAD File: p:\p\h\el2.4l






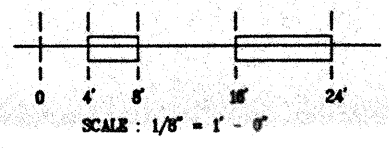


- GENERAL NOTES:**
1. FOR EXACT LOCATION OF LIGHT FIXTURES REFER TO REFLECTED CEILING PLAN DRAWINGS.
  2. ALL LIGHTING CIRCUITS SHALL BE CONTROLLED THROUGH LIGHTING CONTROL PANEL EXCEPT EMERGENCY CIRCUITS FOR EGRESS CORRIDOR, STAIR, AND EXIT SIGNS.
  3. FOR EXACT LOCATION OF EXTERIOR LIGHTING REFER TO LANDSCAPE DRAWINGS.

FOR CONTINUATION  
SEE SHEET EL-2.5BB

FOR CONTINUATION  
SEE SHEET EL-2.5E

FOR CONTINUATION  
SEE SHEET EL-2.5B



# Hawai'i Convention Center

Convention Center Authority  
Honolulu, HI

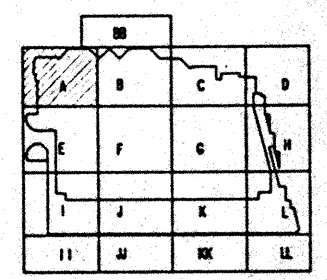

Wimberly Allison Tong & Goo, Inc.  
Honolulu, HI

In association with  
Loschky Marquardt & Nesholm  
Seattle, WA

NORDIC / PCL  
A Joint Venture  
Honolulu, HI

**Consultants**

**Syska & Hennessy**  
ENGINEERS  
1000 West Century Blvd., Los Angeles, CA 90024  
Telephone (213) 920-2000 Fax (213) 475-7000



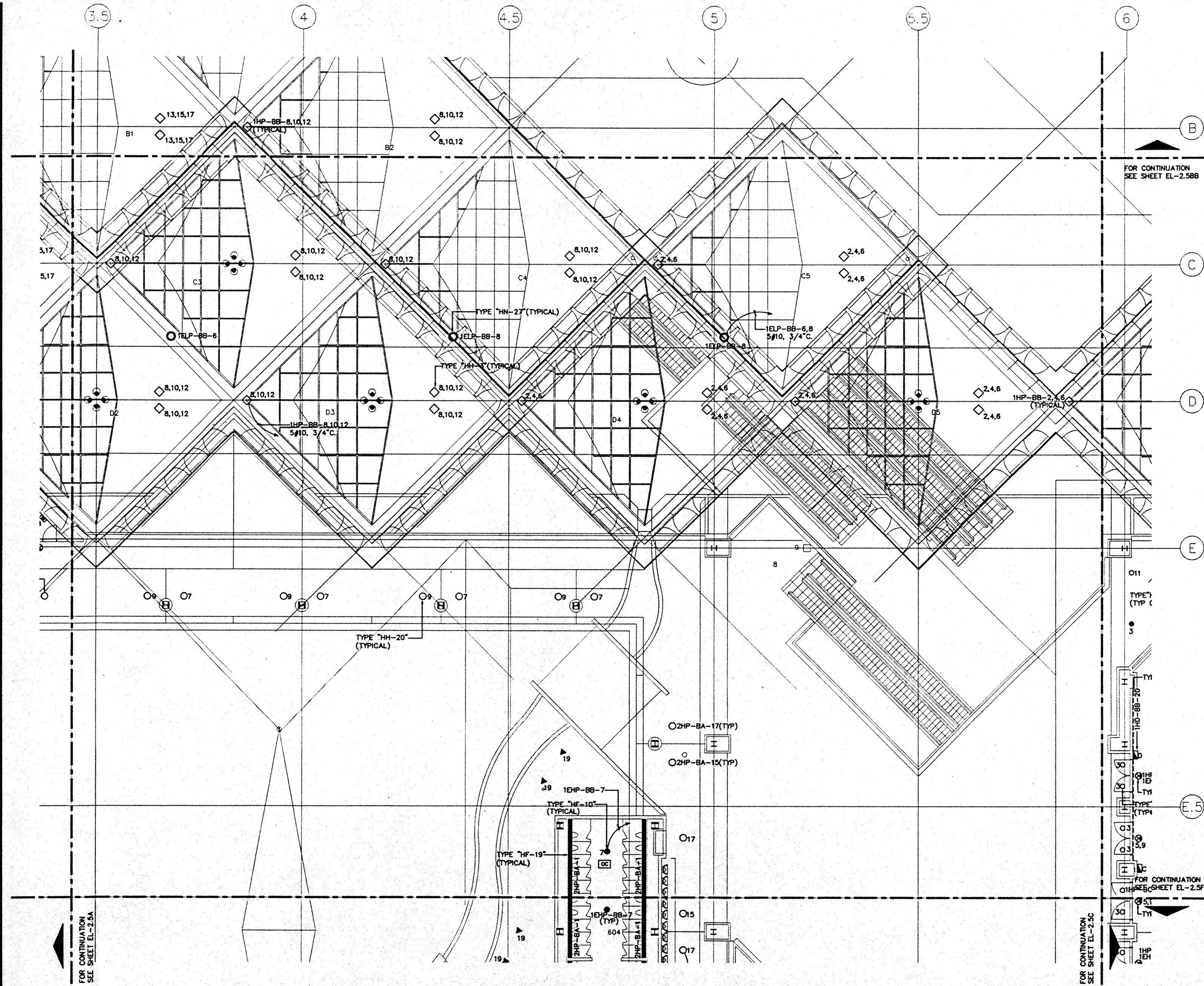
**Revisions**

No.	Date	By	Description

**Sheet Title**

**BALLROOM LEVEL  
SECTOR A  
FLOOR PLAN  
LIGHTING**

Designed	MB/OT/BA/VV
Drawn	MB/OT/BA/VV
Checked	M/AN
Date	9/15/98
Job No.	85050023
Sheet No.	EL-2.5A


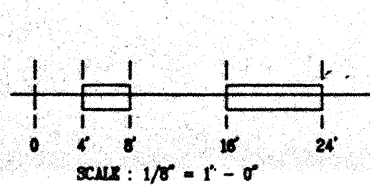


- GENERAL NOTES:**
1. FOR EXACT LOCATION OF LIGHT FIXTURES REFER TO REFLECTED CEILING PLAN DRAWINGS.
  2. ALL LIGHTING CIRCUITS SHALL BE CONTROLLED THROUGH LIGHTING CONTROL PANEL EXCEPT EMERGENCY CIRCUITS FOR EGRESS CORRIDOR, STAIR, AND EXIT SIGNS.
  3. FOR EXACT LOCATION OF EXTERIOR LIGHTING REFER TO LANDSCAPE DRAWINGS.
  4. OCCUPANCY SENSORS IN RESTROOMS SHALL CONTROL TYPE "HF-19" FIXTURES IN RESTROOM AREA IN PARALLEL WITH RELAY PANELS.

FOR CONTINUATION  
SEE SHEET EL-2.5BB

FOR CONTINUATION  
SEE SHEET EL-2.5A

FOR CONTINUATION  
SEE SHEET EL-2.5C



# Hawai'i Convention Center

Convention Center Authority  
Honolulu, HI

Wimberly Allison Tong & Goo, Inc.  
Honolulu, HI

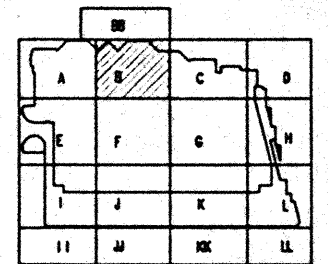

In association with

Loschky Marquardt & Nesholm  
Seattle, WA

NORDIC / PCL  
A Joint Venture  
Honolulu, HI

Consultants

**Syska & Hennessy**  
ENGINEERS  
1900 West Century Blvd., Los Angeles, CA 90064  
Telephone (213) 216-2800 Fax (213) 279-7400



**Revisions**


No.	Date	Description
12/15/96	FINAL DOCUMENTS	
10/17/96	OCTOBER COORDINATION	
8/15/96	BUILDING PERMIT SET	

**BALLROOM LEVEL  
SECTOR B  
FLOOR PLAN  
LIGHTING**

Designed	MBD/TB/VV
Drawn	MBD/TB/VV
Checked	N/A/N
Date	8/15/96
Job No.	9809.02.9
Sheet No.	EL-2.5B

GENERAL NOTES:

1. FOR EXACT LOCATION OF LIGHT FIXTURES REFER TO REFLECTED CEILING PLAN DRAWINGS.
2. ALL LIGHTING CIRCUITS SHALL BE CONTROLLED THROUGH LIGHTING CONTROL PANEL EXCEPT EMERGENCY CIRCUITS FOR EGRESS CORRIDOR, STAIR, AND EXIT SIGNS.
3. FOR EXACT LOCATION OF EXTERIOR LIGHTING REFER TO LANDSCAPE DRAWINGS.



# Hawai'i Convention Center

Convention Center Authority  
Honolulu, HI

Wimberly Allison Tong & Goo, Inc.  
Honolulu, HI


In association with

Loechky Marquardt & Neahom  
Seattle, WA

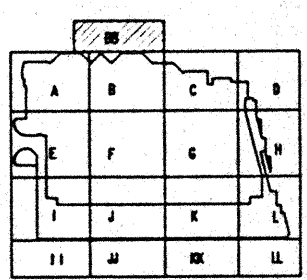
NORDIC / PCL  
A Joint Venture  
Honolulu, HI

Consultants

**Syska & Hennessy**  
ENGINEERS  
1900 West Olympic Blvd., Los Angeles, CA 90004  
Telephone 1909 470-6000 Fax 1909 470-7400



**LE LUDVIK ELECTRIC**  
7200 S. SHOSHONE  
BOLDSWOOD, COLORADO 80402  
(303) 331-3641



Revisions

No.	Date	By	Description
12/16/96			FINAL DOCUMENTS
10/17/96			OCTOBER COORDINATION
9/16/96			BUILDING PERMIT SET

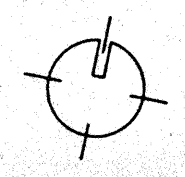
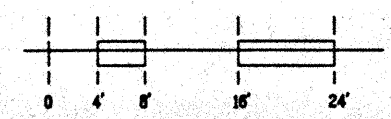
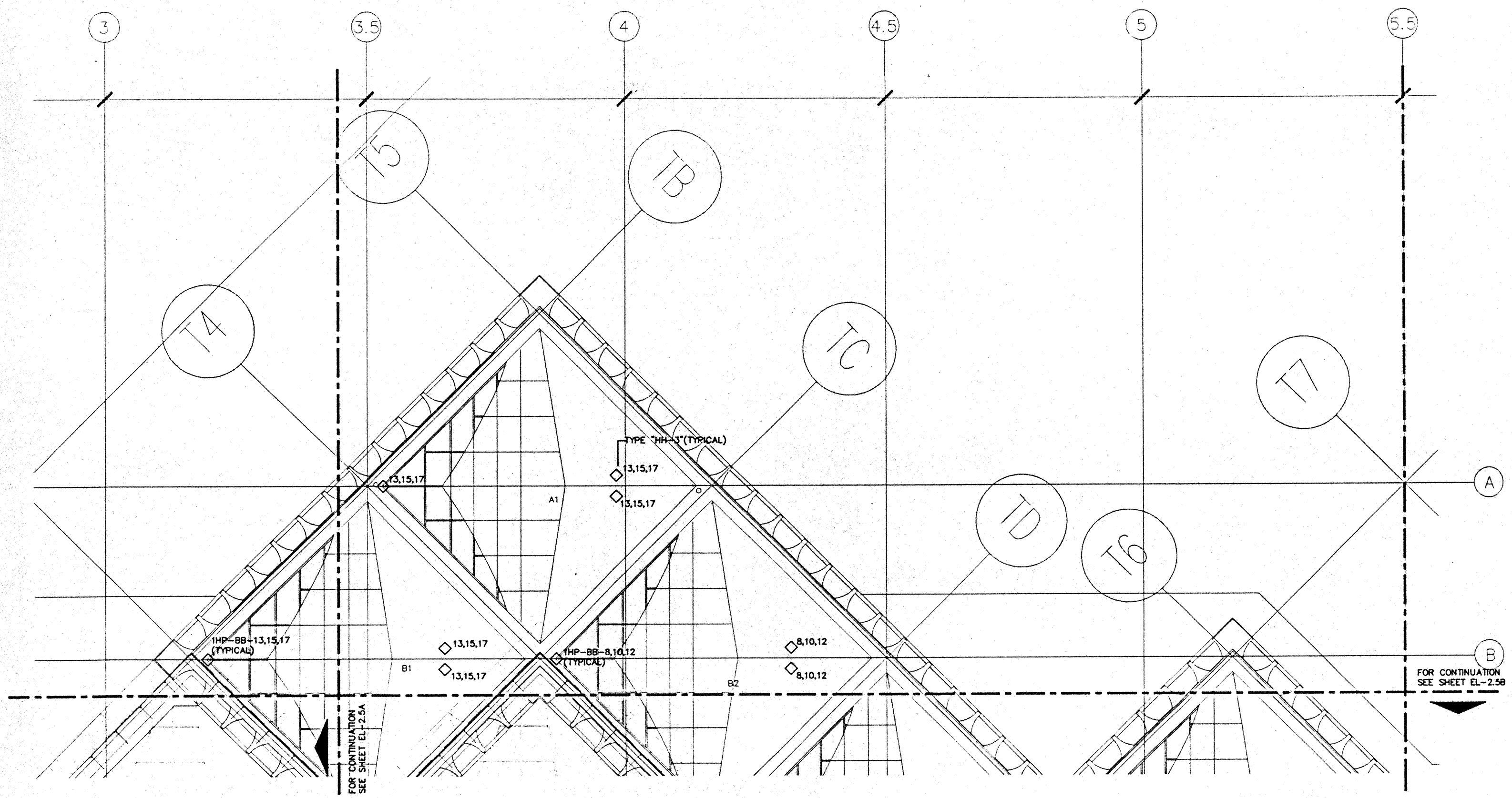
Sheet Title

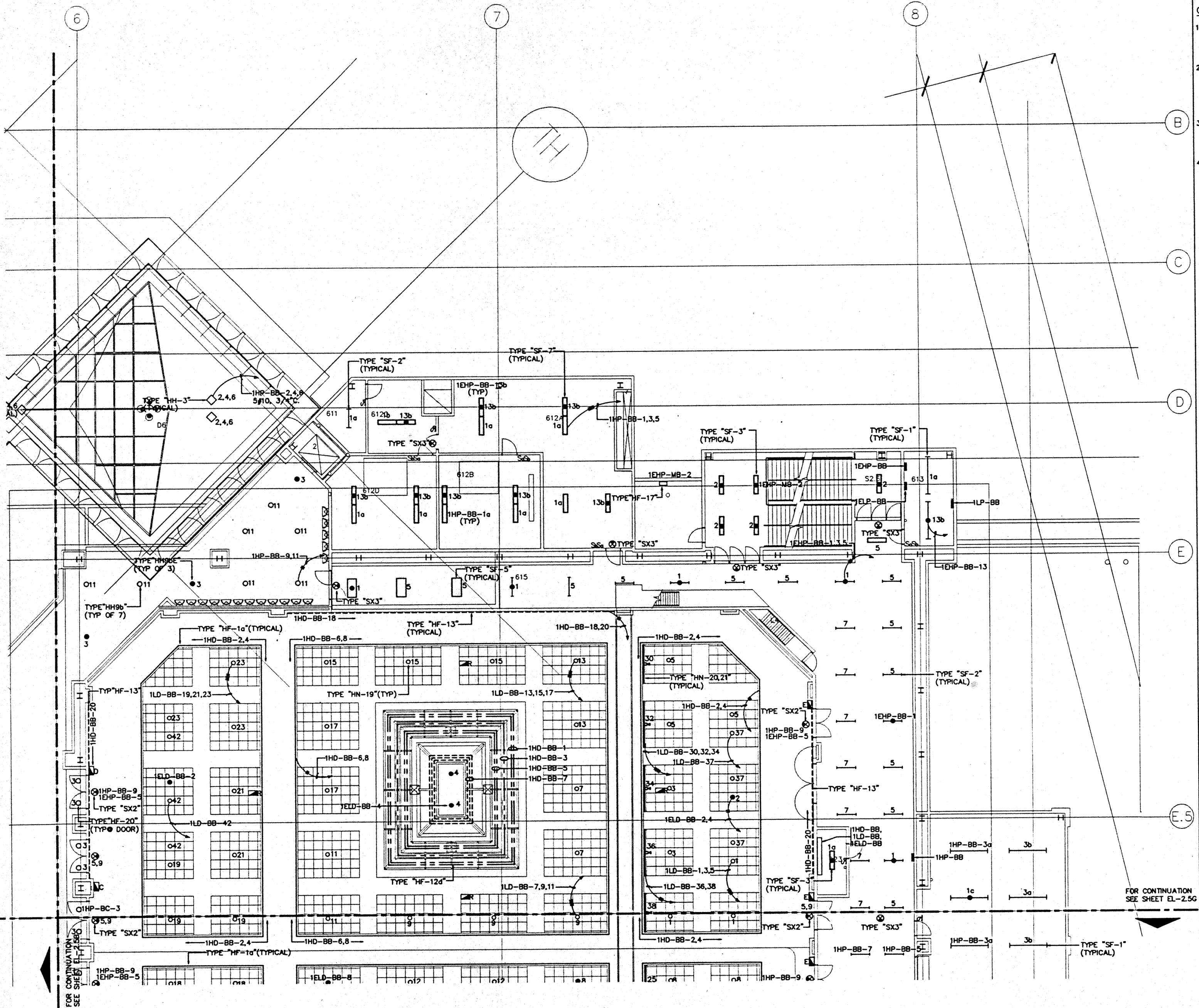
**BALLROOM LEVEL  
SECTOR BB  
LIGHTING PLAN**

Designed MB/DT/TS/VV  
Drawn MB/DT/TS/VV  
Checked N/AN  
Date 9/16/96  
Job No. 90038.02B  
Sheet No.

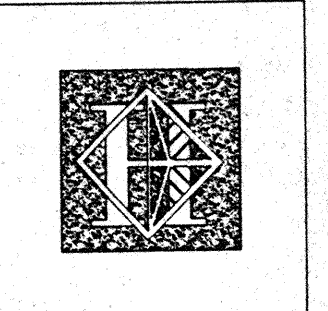
**EL-2.5BB**

CAD File: p:\proj\2\ballroom\EL2-5A





- GENERAL NOTES:
1. FOR EXACT LOCATION OF LIGHT FIXTURES REFER TO REFLECTED CEILING PLAN DRAWINGS.
  2. ALL LIGHTING CIRCUITS SHALL BE CONTROLLED THROUGH LIGHTING CONTROL PANEL EXCEPT EMERGENCY CIRCUITS FOR EGRESS CORRIDOR, STAIR, AND EXIT SIGNS.
  3. ALL LIGHT FIXTURES INSIDE THE BALL ROOM SHALL BE CONTROLLED BY DIMMING SYSTEM.
  4. FOR EXACT LOCATION OF EXTERIOR LIGHTING REFER TO LANDSCAPE DRAWINGS.



# Hawaii Convention Center

Convention Center Authority  
Honolulu, HI

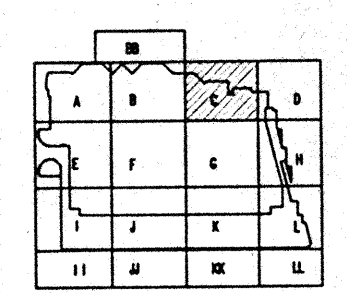

Wimberly Allison Tong & Goo, Inc.  
Honolulu, HI

In association with  
Loosky Marquardt & Nesholm  
Seattle, WA

NORDIC / PCL  
A Joint Venture  
Honolulu, HI

Consultants  
**Syska & Hennessy**  
ENGINEERS

1900 West Olympic Blvd., Los Angeles, CA 90006  
Telephone (800) 248-0000 Fax (310) 478-7000



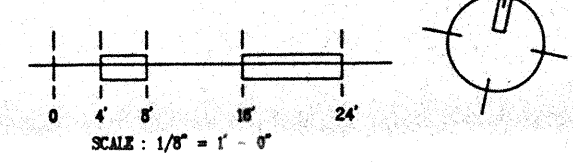
Revisions

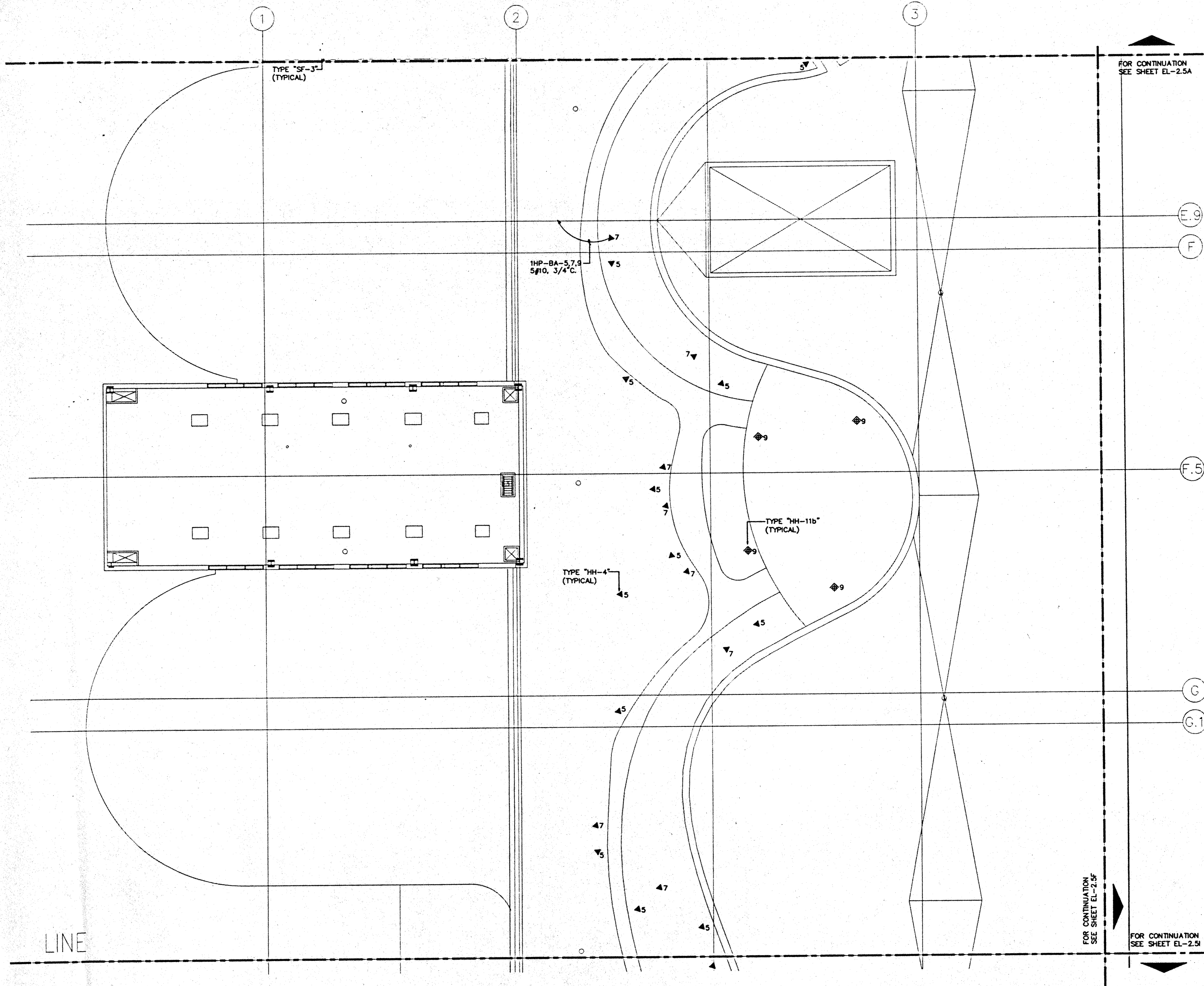
No.	Date	Description
1	12/15/95	FINAL DOCUMENTS
2	10/19/95	OCTOBER COORDINATION
3	9/15/95	BUILDING PERMIT SET

Sheet Title

**BALLROOM LEVEL  
SECTOR C  
FLOOR PLAN  
LIGHTING**

Designed MB/07/78/VV  
Drawn MB/07/78/VV  
Checked N/MI  
Date 9/15/95  
Job No. 93098.029  
Sheet No.  
**EL-2.5C**  
CAD File: p:\proj\2\el2-5c

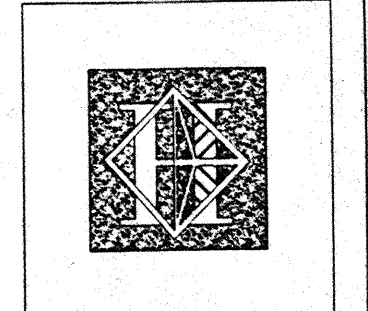
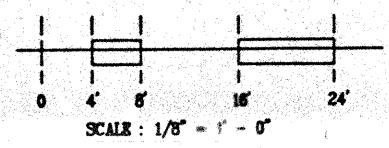




- GENERAL NOTES:**
1. FOR EXACT LOCATION OF LIGHT FIXTURES REFER TO REFLECTED CEILING PLAN DRAWINGS.
  2. ALL LIGHTING CIRCUITS SHALL BE CONTROLLED THROUGH LIGHTING CONTROL PANEL EXCEPT EMERGENCY CIRCUITS FOR EGRESS CORRIDOR, STAIR, AND EXIT SIGNS.
  3. FOR EXACT LOCATION OF EXTERIOR LIGHTING REFER TO LANDSCAPE DRAWINGS.

FOR CONTINUATION  
SEE SHEET EL-2.5A

FOR CONTINUATION  
SEE SHEET EL-2.5I



# Hawai'i Convention Center

Convention Center Authority  
Honolulu, HI

Wimberly Allison Tong & Goo, Inc.  
Honolulu, HI


In association with

Lochky Marquardt & Nesholm  
Seattle, WA

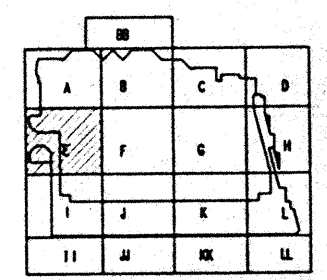
NORDIC / PCL  
A Joint Venture  
Honolulu, HI

**Consultants**

**Syska & Hennessy**  
ENGINEERS  
1900 West Olympic Blvd., Los Angeles, CA 90024  
Telephone (213) 921-2200 Fax (213) 475-7100



**LE LUDVIK ELECTRIC**  
7300 S. SHOSHONE  
ENGLEWOOD, COLORADO 80150  
(303) 781-9801



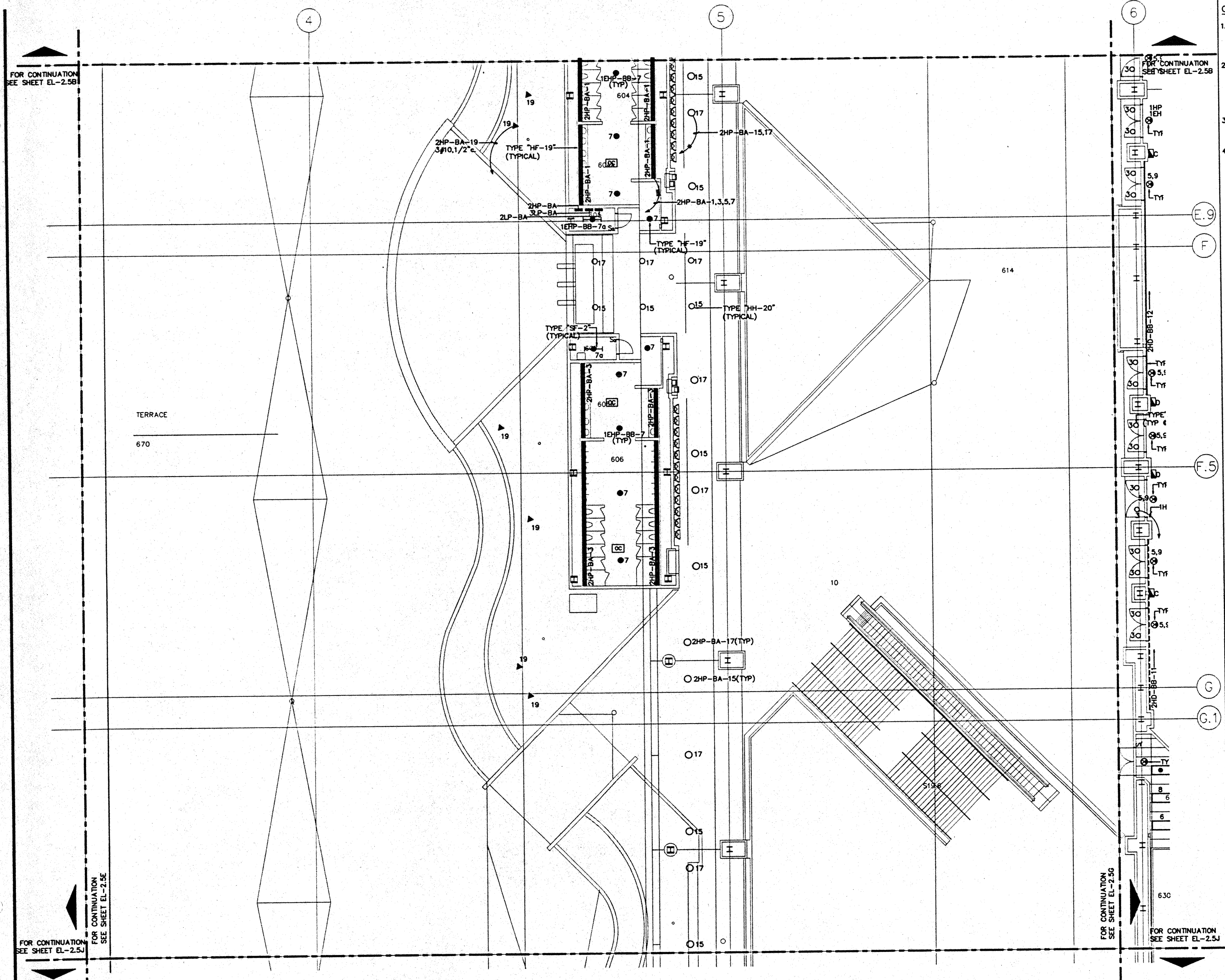
**Revisions**

No.	Date	By	Description
12/18/95	12/18/95	MM	FINAL DOCUMENTS
11/17/95	11/17/95	MM	OCTOBER COORDINATION
9/15/95	9/15/95	MM	BUILDING PERMIT SET

**Sheet Title**

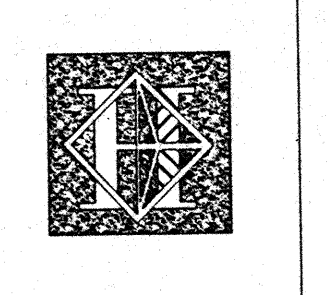
**BALLROOM LEVEL  
SECTOR E  
FLOOR PLAN  
LIGHTING**

Designed	MM/DT/TS/VV
Drawn	MM/DT/TS/VV
Checked	MM
Date	9/15/95
Job No.	90035.023
Sheet No.	EL-2.5E



**GENERAL NOTES:**

1. FOR EXACT LOCATION OF LIGHT FIXTURES REFER TO REFLECTED CEILING PLAN DRAWINGS.
2. ALL LIGHTING CIRCUITS SHALL BE CONTROLLED THROUGH LIGHTING CONTROL PANEL EXCEPT EMERGENCY CIRCUITS FOR EGRESS CORRIDOR, STAIR, AND EXIT SIGNS.
3. FOR EXACT LOCATION OF EXTERIOR LIGHTING REFER TO LANDSCAPE DRAWINGS.
4. OCCUPANCY SENSORS IN RESTROOMS SHALL CONTROL TYPE "HF-19" FIXTURES IN RESTROOM AREA IN PARALLEL WITH RELAY PANELS.



# Hawai'i Convention Center

Convention Center Authority  
Honolulu, HI


Wimberly Allison Tong & Goo, Inc.  
Honolulu, HI

In association with  
Loechky Marquardt & Nesholm  
Seattle, WA

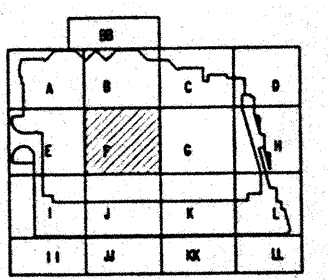
NORDIC / PCL  
A Joint Venture  
Honolulu, HI

**Consultants**

**Syska & Hennessy**  
ENGINEERS  
1900 West Olympic Blvd., Los Angeles, CA 90004  
Telephone: (213) 924-2200 Fax: (213) 472-7400



LUDVIK ELECTRIC  
7100 S. BAYSHORE  
ENGLEWOOD, COLORADO 80155  
(303) 781-9401



**Revisions**

No.	Date	By	Description
1	12/15/95		FINAL DOCUMENTS
2	10/17/95		OCTOBER COORDINATION
3	9/15/95		BUILDING PERMIT SET

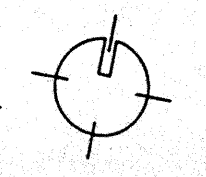
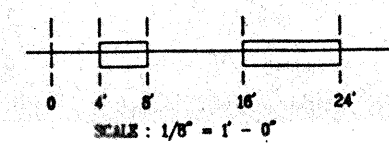
**Sheet Title**

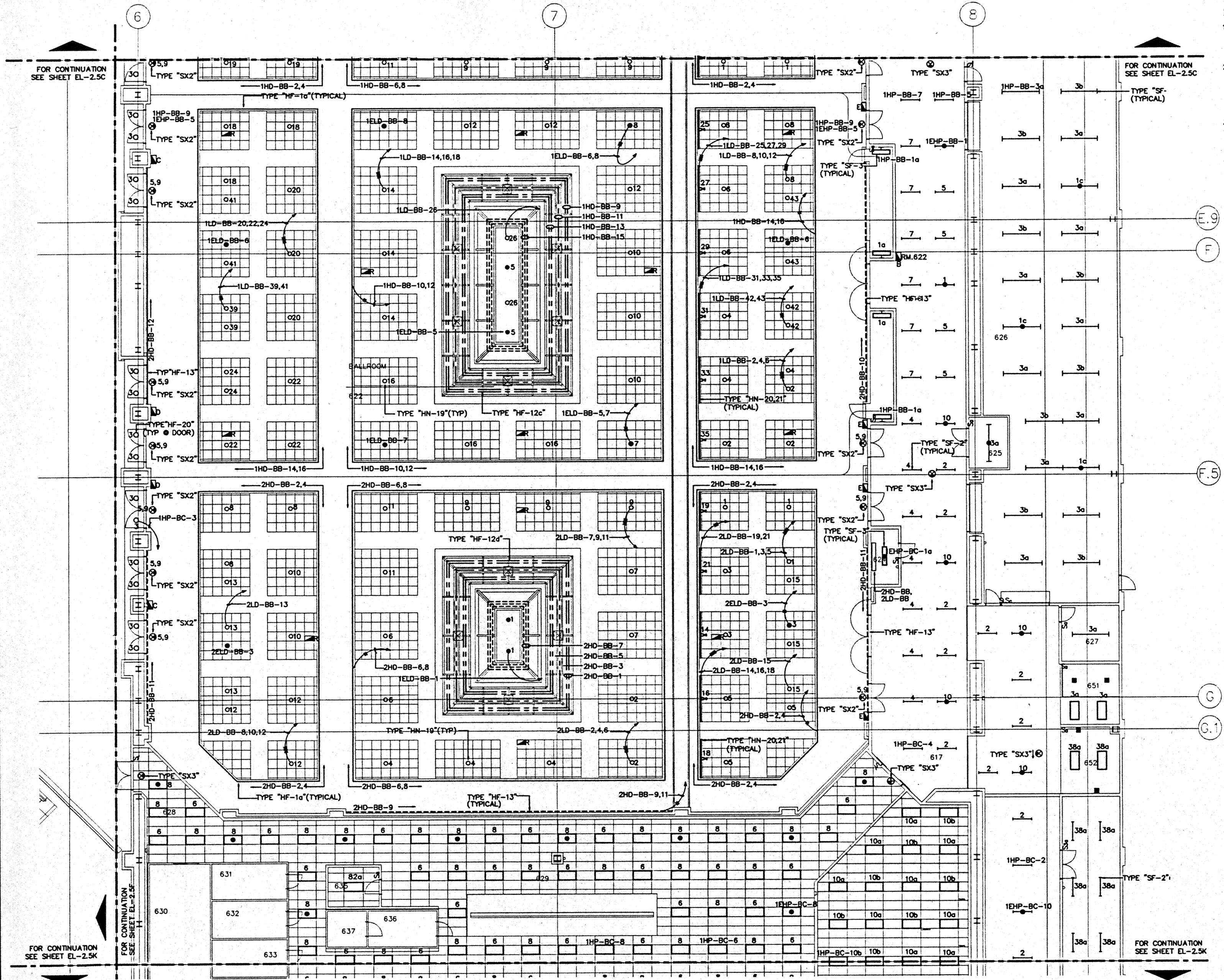
**BALLROOM LEVEL  
SECTOR F  
FLOOR PLAN  
LIGHTING**

Designed	MB/DT/TS/VV
Drawn	MB/DT/TS/VV
Checked	M/AN
Date	9/15/95
Job No.	95008.02.9
Sheet No.	


**EL-2.5F**

CAD File: p:\p\h\re\el2-5f





- GENERAL NOTES:**
1. FOR EXACT LOCATION OF LIGHT FIXTURES REFER TO REFLECTED CEILING PLAN DRAWINGS.
  2. ALL LIGHTING CIRCUITS SHALL BE CONTROLLED THROUGH LIGHTING CONTROL PANEL EXCEPT EMERGENCY CIRCUITS FOR EGRESS CORRIDOR, STAIR, AND EXIT SIGNS.
  3. ALL LIGHT FIXTURES INSIDE THE BALL ROOM SHALL BE CONTROLLED BY DIMMING SYSTEM.
  4. FOR EXACT LOCATION OF EXTERIOR LIGHTING REFER TO LANDSCAPE DRAWINGS.



# Hawaii Convention Center

Convention Center Authority  
Honolulu, HI

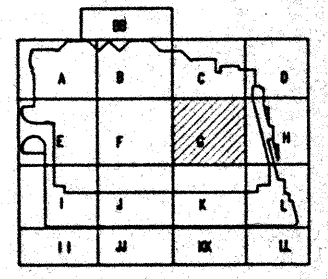
Wimberly Allison Tong & Goo, Inc.  
Honolulu, HI

In association with  
Loeschky Marquardt & Neeshom  
Seattle, WA

NORDIC / PCL  
A Joint Venture  
Honolulu, HI

Consultants

**Syska & Hennessy**  
ENGINEERS  
1900 West Olympic Blvd., Los Angeles, CA 90006  
Telephone: (213) 412-5000 Fax: (213) 476-7500



**Revisions**

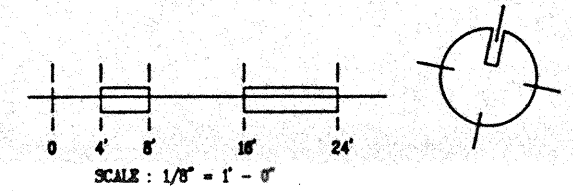
No.	Date	Description
12/15/95	FINAL DOCUMENTS	
10/17/95	OCTOBER COORDINATOR	
9/15/95	BUILDING PERMIT SET	

**BALLROOM LEVEL  
SECTOR G  
FLOOR PLAN  
LIGHTING**

Designed: MB/07/95  
Drawn: MB/07/95  
Checked: N/95  
Date: 9/15/95  
Job No.: 95008.029  
Sheet No.:

**EL-2.5G**

CAD File: p:\proj\2\el2-5g




1

2

3

GENERAL NOTES:

- 1. FOR EXACT LOCATION OF LIGHT FIXTURES REFER TO REFLECTED CEILING PLAN DRAWINGS.
- 2. ALL LIGHTING CIRCUITS SHALL BE CONTROLLED THROUGH LIGHTING CONTROL PANEL EXCEPT EMERGENCY CIRCUITS FOR EGRESS CORRIDOR, STAIR, AND EXIT SIGNS.
- 3. FOR EXACT LOCATION OF EXTERIOR LIGHTING REFER TO LANDSCAPE DRAWINGS.



# Hawai'i Convention Center

Convention Center Authority  
Honolulu, HI

Wimberly Allison Tong & Goo, Inc.  
Honolulu, HI


In association with  
Loschky Marquardt & Neuhom  
Seattle, WA

NORDIC / PCL  
A Joint Venture  
Honolulu, HI

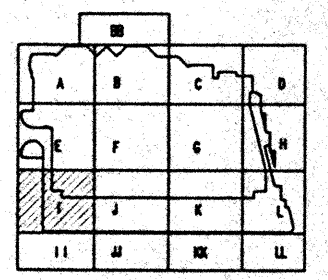
Consultants

## Syska & Hennessy ENGINEERS

1900 West Olympic Blvd., Los Angeles, CA 90006  
Telephone (213) 910-0000 Fax (213) 478-7100



LUDVIK  
ELECTRIC  
7500 S. BROADWAY  
ENGLEWOOD, COLORADO  
80150  
(303) 781-1000



Revisions

No.	Date	Description
1	12/15/95	FINAL DOCUMENTS
2	10/17/95	OCTOBER COORDINATION
3	9/15/95	BUILDING PERMIT SET

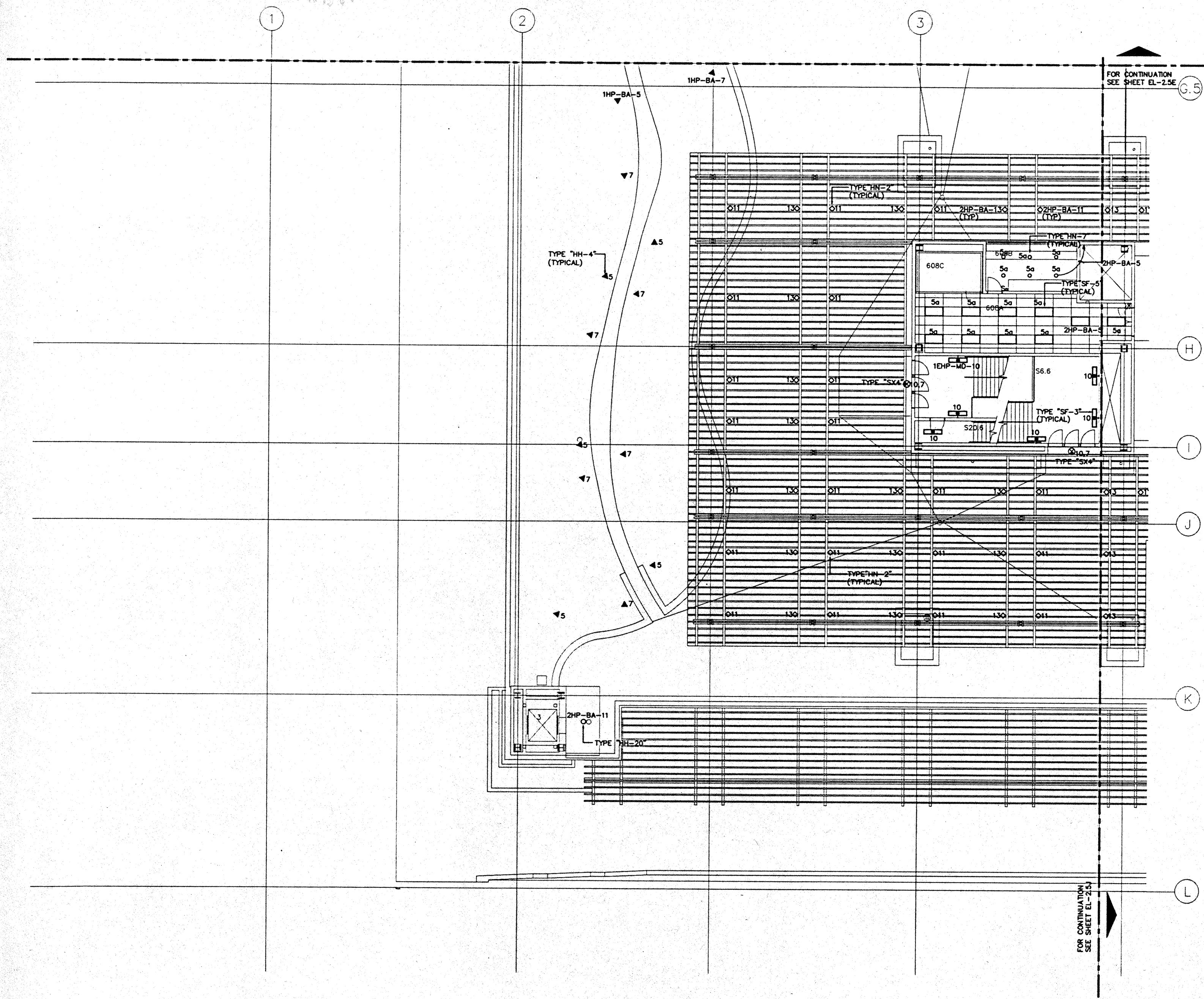
Sheet Title

**BALLROOM LEVEL  
SECTOR I  
FLOOR PLAN  
LIGHTING**

Designed	MMO/TB/VV
Drawn	MMO/TB/VV
Checked	N/A/N
Date	9/15/95
Job No.	95036.023
Sheet No.	

EL-2.51

CAD File: p:\p\95\2\el2.51



FOR CONTINUATION  
SEE SHEET EL-2.52

G.5

H

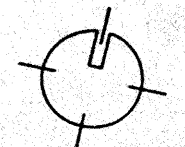

I

J

K

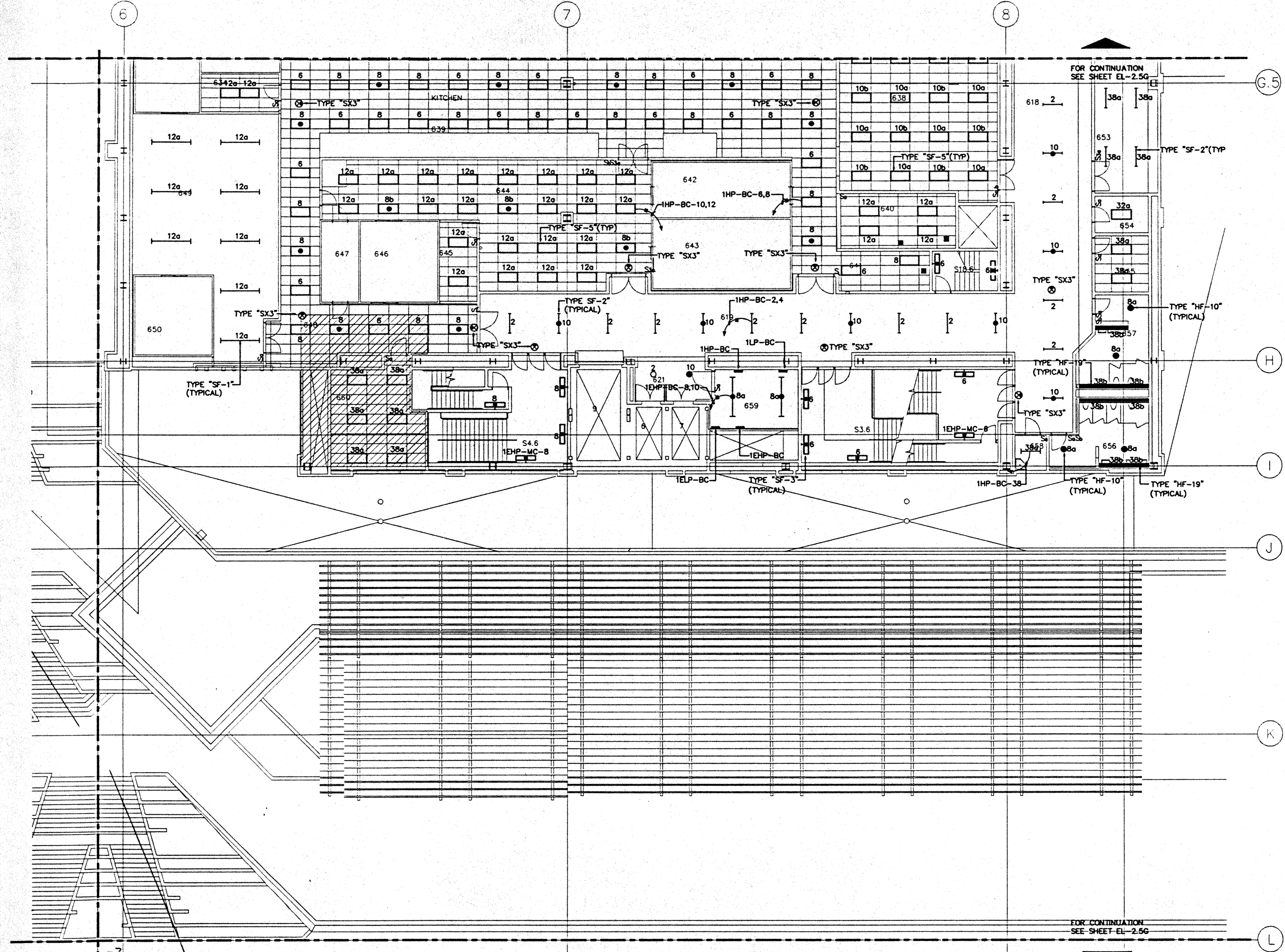
L

FOR CONTINUATION  
SEE SHEET EL-2.52










- GENERAL NOTES:**
1. FOR EXACT LOCATION OF LIGHT FIXTURES REFER TO REFLECTED CEILING PLAN DRAWINGS.
  2. ALL LIGHTING CIRCUITS SHALL BE CONTROLLED THROUGH LIGHTING CONTROL PANEL EXCEPT EMERGENCY CIRCUITS FOR EGRESS CORRIDOR, STAIR, AND EXIT SIGNS.
  3. FOR EXACT LOCATION OF EXTERIOR LIGHTING REFER TO LANDSCAPE DRAWINGS.



# Hawai'i Convention Center

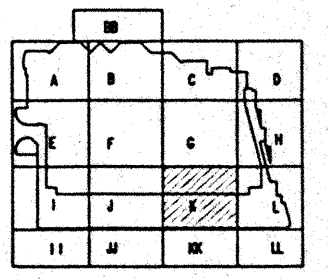

Convention Center Authority  
Honolulu, HI

Wimberly Allison Tong & Goo, Inc.  
Honolulu, HI  
In association with  
Loschky Marquardt & Neahom  
Seattle, WA

NORDIC / PCL  
A Joint Venture  
Honolulu, HI

Consultants

**Syska & Hennessy**  
ENGINEERS  
1999 West Olympic Blvd., Los Angeles, CA 90004  
Telephone: (213) 218-0200 Fax: (213) 478-7000



**Revisions**

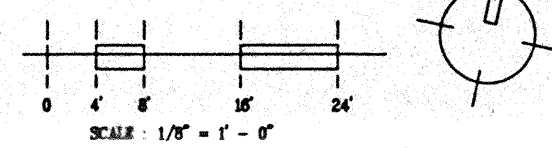
No.	Date	By	Description
1	12/15/99		FINAL DOCUMENTS
2	10/17/99		OCTOBER COORDINATION
3	9/15/95		BUILDING PERMIT SET

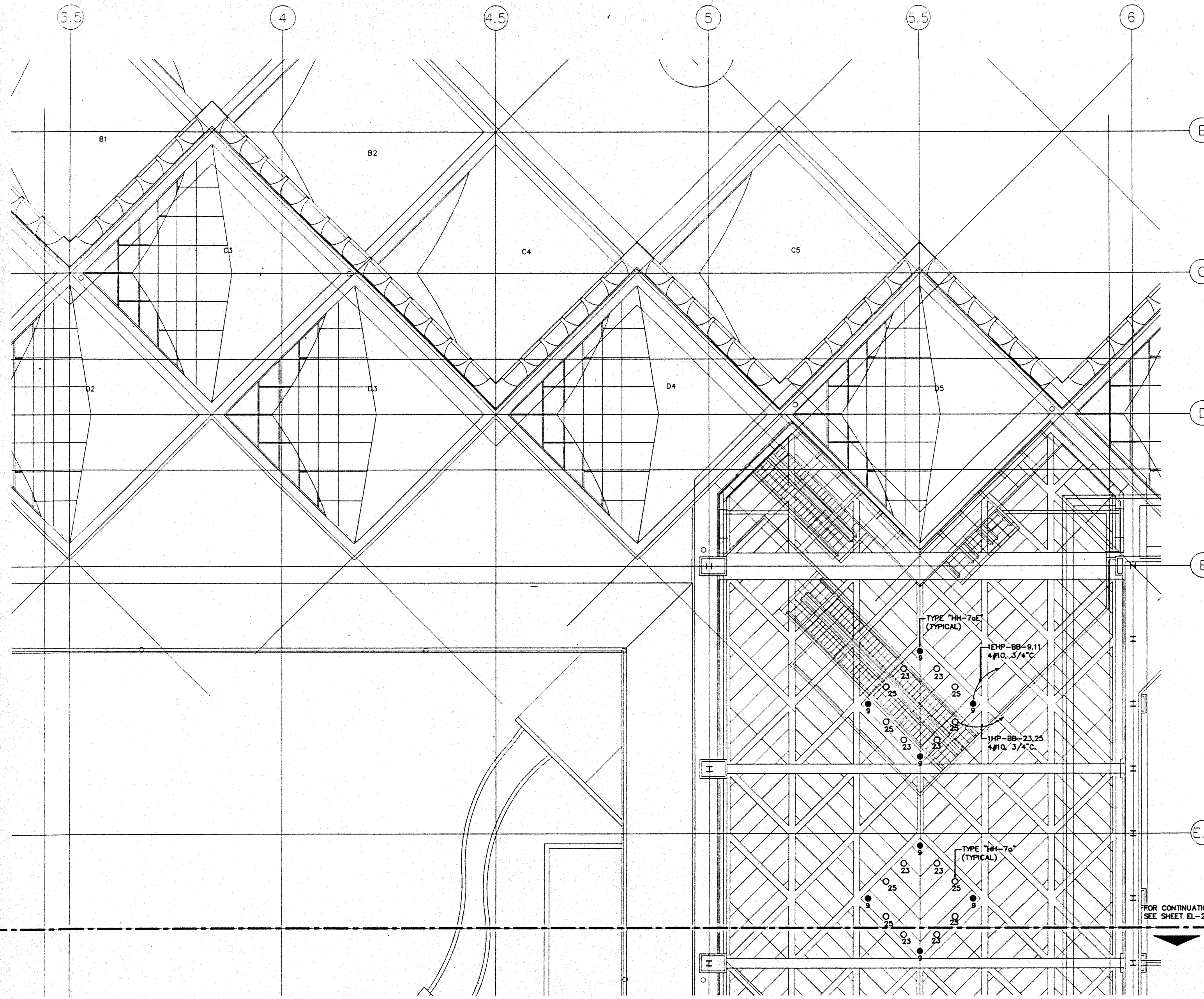
Sheet Title

**BALLROOM LEVEL  
SECTOR K  
FLOOR PLAN  
LIGHTING**

Designed	MB/OT/TS/VV
Drawn	MB/OT/TS/VV
Checked	MAN
Date	9/15/95
Job No.	90058.023
Sheet No.	<b>EL-2.5K</b>


CAD File: p:\proj\2\ballroom\EL2-5K





**GENERAL NOTES:**

1. FOR EXACT LOCATION OF LIGHT FIXTURES REFER TO REFLECTED CEILING PLAN DRAWINGS.
2. ALL LIGHTING CIRCUITS SHALL BE CONTROLLED THROUGH LIGHTING CONTROL PANEL EXCEPT EMERGENCY PANELS FOR EGRESS CORRIDOR, STAIR, AND EXIT SIGNS.
3. FOR EXACT LOCATION OF EXTERIOR LIGHTING REFER TO LANDSCAPE DRAWINGS.



# Hawai'i Convention Center

Convention Center Authority  
Honolulu, HI

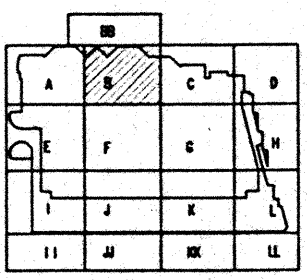
Wimberly Allison Tong & Goo, Inc.  
Honolulu, HI

In association with  
Loeckky Marquardt & Neshom  
Seattle, WA

NORDIC / PCL  
A Joint Venture  
Honolulu, HI

**Consultants**

**Syska & Hennessy**  
**ENGINEERS**  
1800 West Olympic Blvd., Los Angeles, CA 90004  
Telephone (213) 215-2500 Fax (213) 475-7455

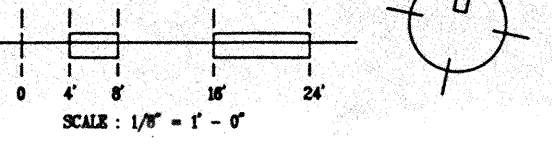


**Revisions**

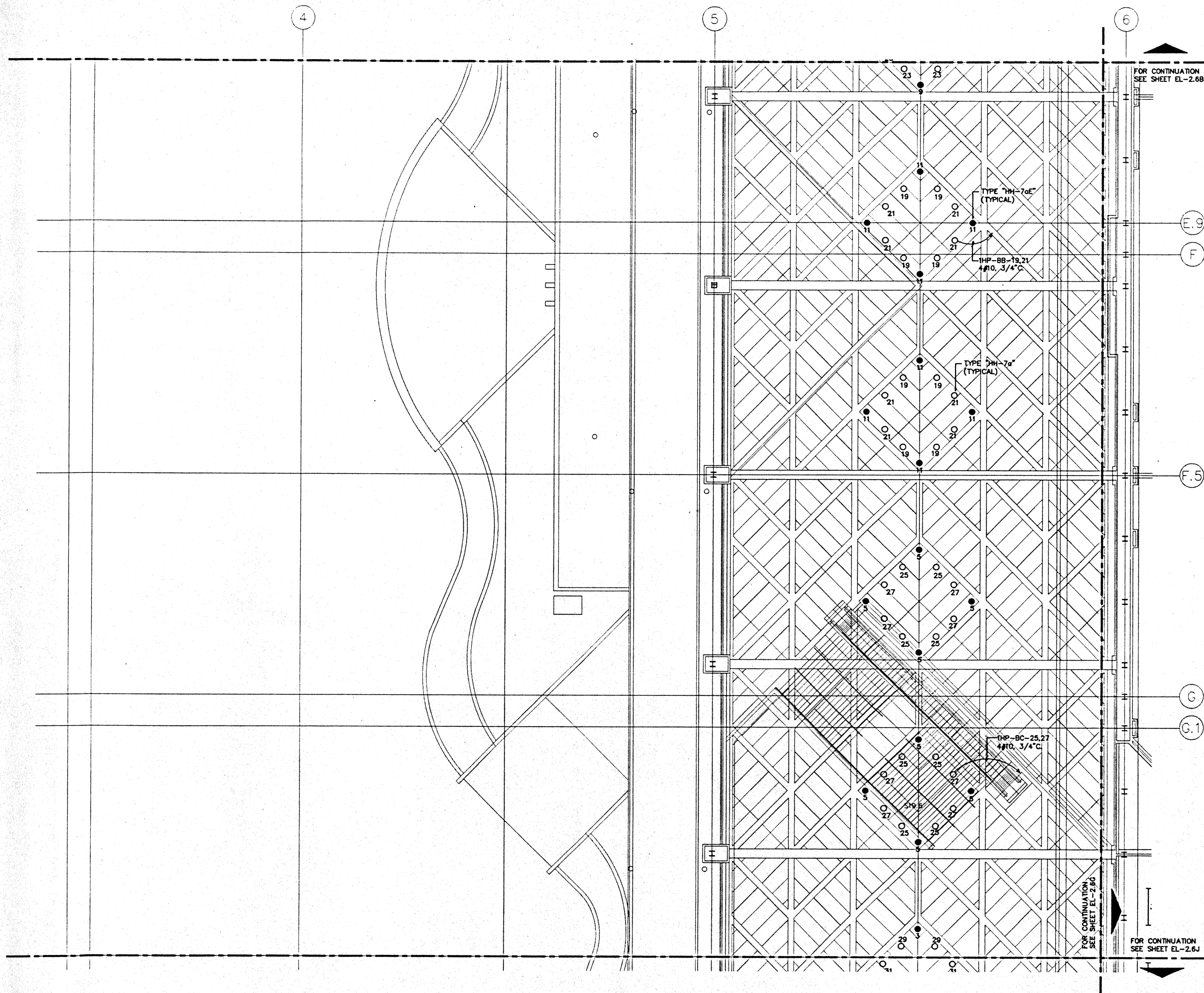
No.	Date	By	Description

**Sheet Title**  
**PENTHOUSE LEVEL  
SECTOR B  
FLOOR PLAN  
LIGHTING**

Designed	MB/DT/TS/VV
Drawn	MB/DT/TS/VV
Checked	N/A/N
Date	9/15/95
Job No.	95038.029
Sheet No.	EL-2.6B




FOR CONTINUATION  
SEE SHEET EL-2.6F



**GENERAL NOTES:**

1. FOR EXACT LOCATION OF LIGHT FIXTURES REFER TO REFLECTED CEILING PLAN DRAWINGS.
2. ALL LIGHTING CIRCUITS SHALL BE CONTROLLED THROUGH LIGHTING CONTROL PANEL EXCEPT EMERGENCY CIRCUITS FOR EGRESS CORRIDOR, STAIR, AND EXIT SIGNS.
3. FOR EXACT LOCATION OF EXTERIOR LIGHTING REFER TO LANDSCAPE DRAWINGS.



# Hawai'i Convention Center

Convention Center Authority  
Honolulu, HI

Wimberly Allison Tong & Goo, Inc.  
Honolulu, HI


in association with

Loeschky Marquardt & Nesholm  
Seattle, WA

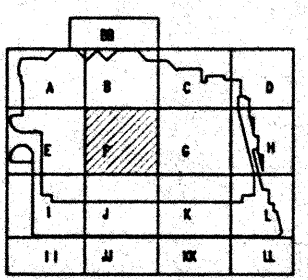
NORDIC / PCL  
A Joint Venture  
Honolulu, HI

**Consultants**

**Syska & Hennessy**  
**ENGINEERS**  
1900 West Olympic Blvd., Los Angeles, CA 90004  
Telephone: (800) 248-2600 Fax: (213) 475-7400



LUDVIK ELECTRIC  
7500 S. BROADWAY  
ENGLEWOOD, COLORADO 80110  
(303) 751-5401



**Revisions**

No.	Date	By	Description
1	12/15/95	MM/TT/BBV	FINAL DOCUMENTS
2	10/17/95	MM/TT/BBV	OCTOBER COORDINATION
3	9/15/95	MM/TT/BBV	BUILDING PERMIT SET

**Sheet Title**

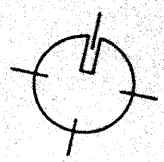
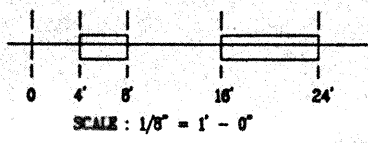
**PENTHOUSE LEVEL  
SECTOR F  
FLOOR PLAN  
LIGHTING**

Designed	MM/TT/BBV
Drawn	MM/TT/BBV
Checked	N/NH
Date	9/15/95
Job No.	85098.029
Sheet No.	

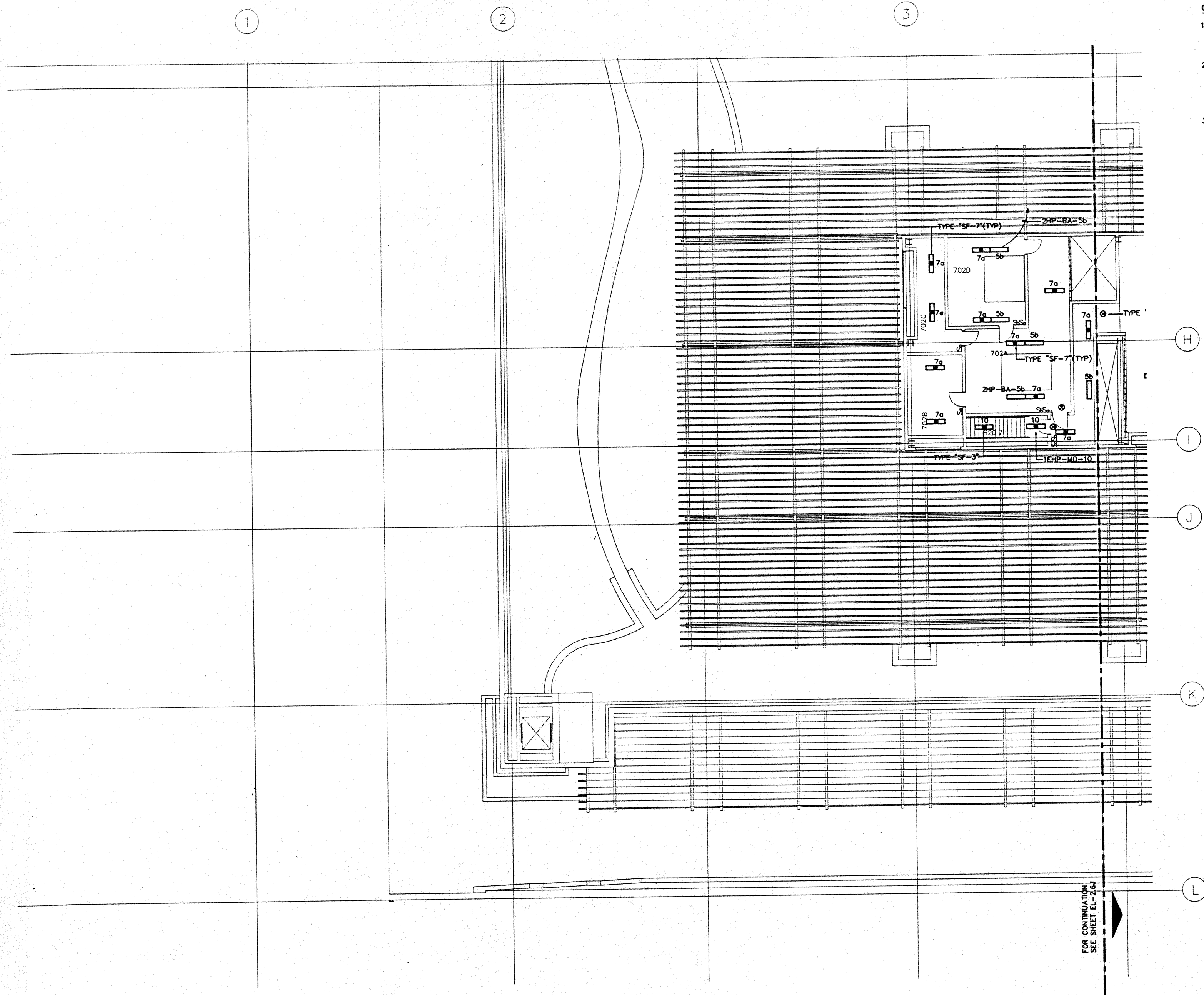
**EL-2.6F**

FOR CONTINUATION  
SEE SHEET EL-2.6B


FOR CONTINUATION  
SEE SHEET EL-2.6J







- GENERAL NOTES:**
1. FOR EXACT LOCATION OF LIGHT FIXTURES REFER TO REFLECTED CEILING PLAN DRAWINGS.
  2. ALL LIGHTING CIRCUITS SHALL BE CONTROLLED THROUGH LIGHTING CONTROL PANEL EXCEPT EMERGENCY CIRCUITS FOR EGRESS CORRIDOR, STAIR, AND EXIT SIGNS.
  3. FOR EXACT LOCATION OF EXTERIOR LIGHTING REFER TO LANDSCAPE DRAWINGS.



# Hawai'i Convention Center

Convention Center Authority  
Honolulu, HI

Wimberly Allison Tong & Goo, Inc.  
Honolulu, HI

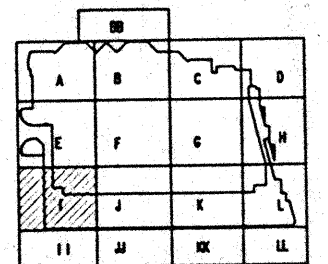
In association with

Loschky Marquardt & Nesholm  
Seattle, WA

NORDIC / PCL  
A Joint Venture  
Honolulu, HI

**Consultants**

**Syska & Hennessy**  
ENGINEERS  
1900 West Olympic Blvd., Los Angeles, CA 90006  
Telephone: (213) 620-2000 Fax: (213) 475-7000



**Revisions**

No.	Date	By	Description

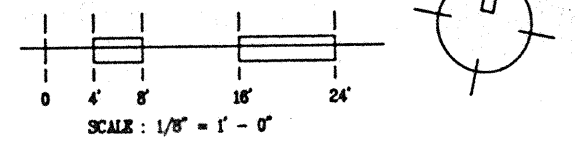
**Sheet Title**

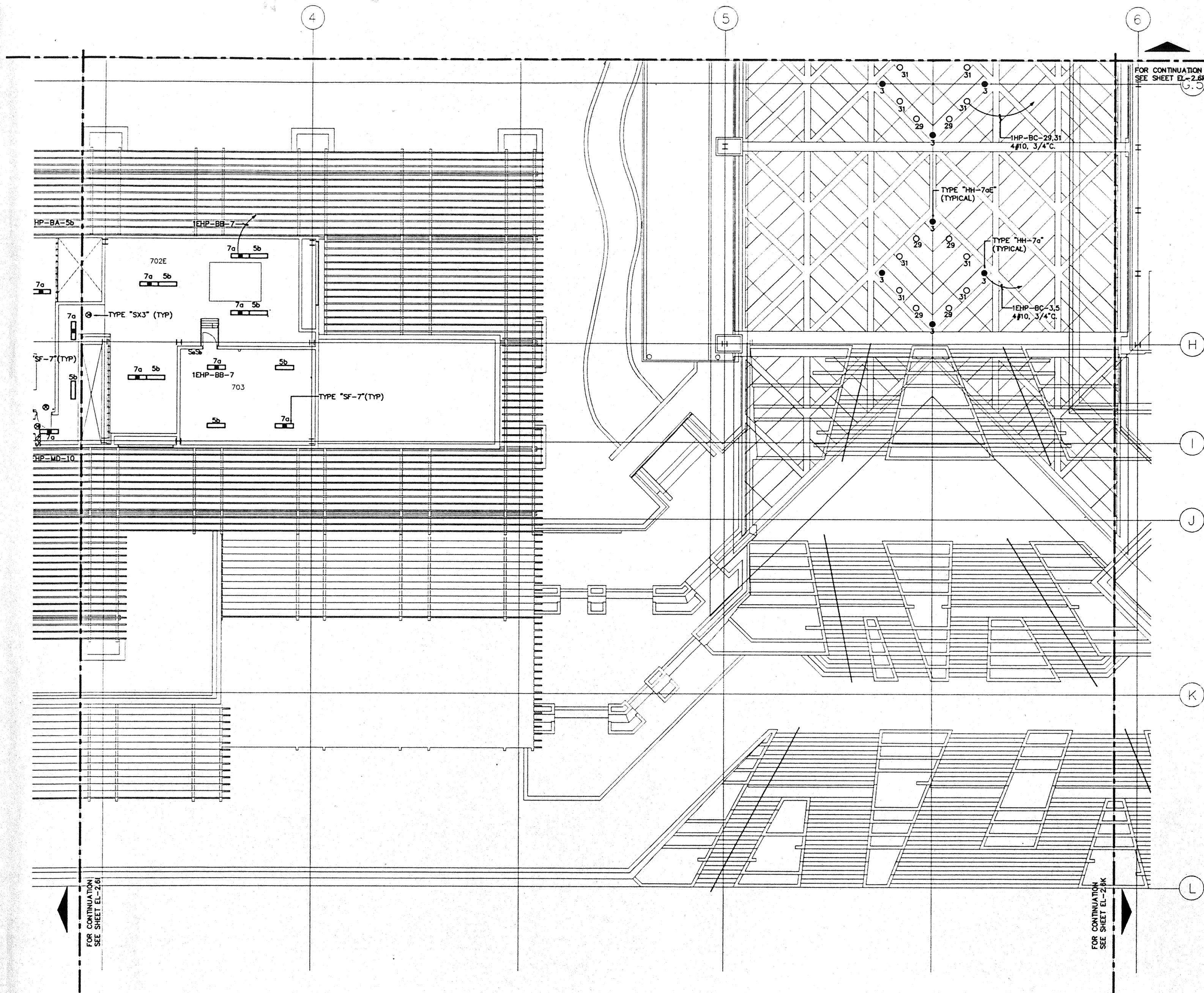
**PENTHOUSE LEVEL  
SECTOR 1  
FLOOR PLAN  
LIGHTING**

Designed	MB/OT/TS/WW
Drawn	MB/OT/TS/WW
Checked	N/AM
Date	8/15/06
Job No.	05030.023
Sheet No.	

**EL-261**


CAD File: pcr/jac/loschky/EL2-61





**GENERAL NOTES:**

1. FOR EXACT LOCATION OF LIGHT FIXTURES REFER TO REFLECTED CEILING PLAN DRAWINGS.
2. ALL LIGHTING CIRCUITS SHALL BE CONTROLLED THROUGH LIGHTING CONTROL PANEL EXCEPT EMERGENCY CIRCUITS FOR EGRESS CORRIDOR, STAIR, AND EXIT SIGNS.
3. FOR EXACT LOCATION OF EXTERIOR LIGHTING REFER TO LANDSCAPE DRAWINGS.



# Hawai'i Convention Center

Convention Center Authority  
Honolulu, HI

Wimberly Allison Tong & Goo, Inc.  
Honolulu, HI


In association with

Loeschky Marquardt & Nesholm  
Seattle, WA

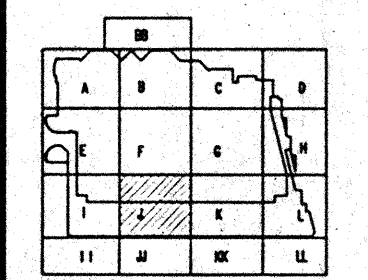
NORDIC / PCL  
A Joint Venture  
Honolulu, HI

**Consultants**

**Syska & Hennessy**  
**ENGINEERS**  
1885 West Olympic Blvd., Los Angeles, CA 90004  
Telephone (213) 974-2900 Fax (213) 475-7000



**LUDVIK ELECTRIC**  
7500 S. SHOSHONE  
ENGLEWOOD, COLORADO 80150  
(303) 781-9001



**Revisions**

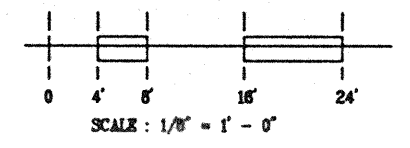
No.	Date	Description
12/15/95	FINAL DOCUMENTS	
10/17/95	OCTOBER COORDINATION	
9/15/95	BUILDING PERMIT SET	

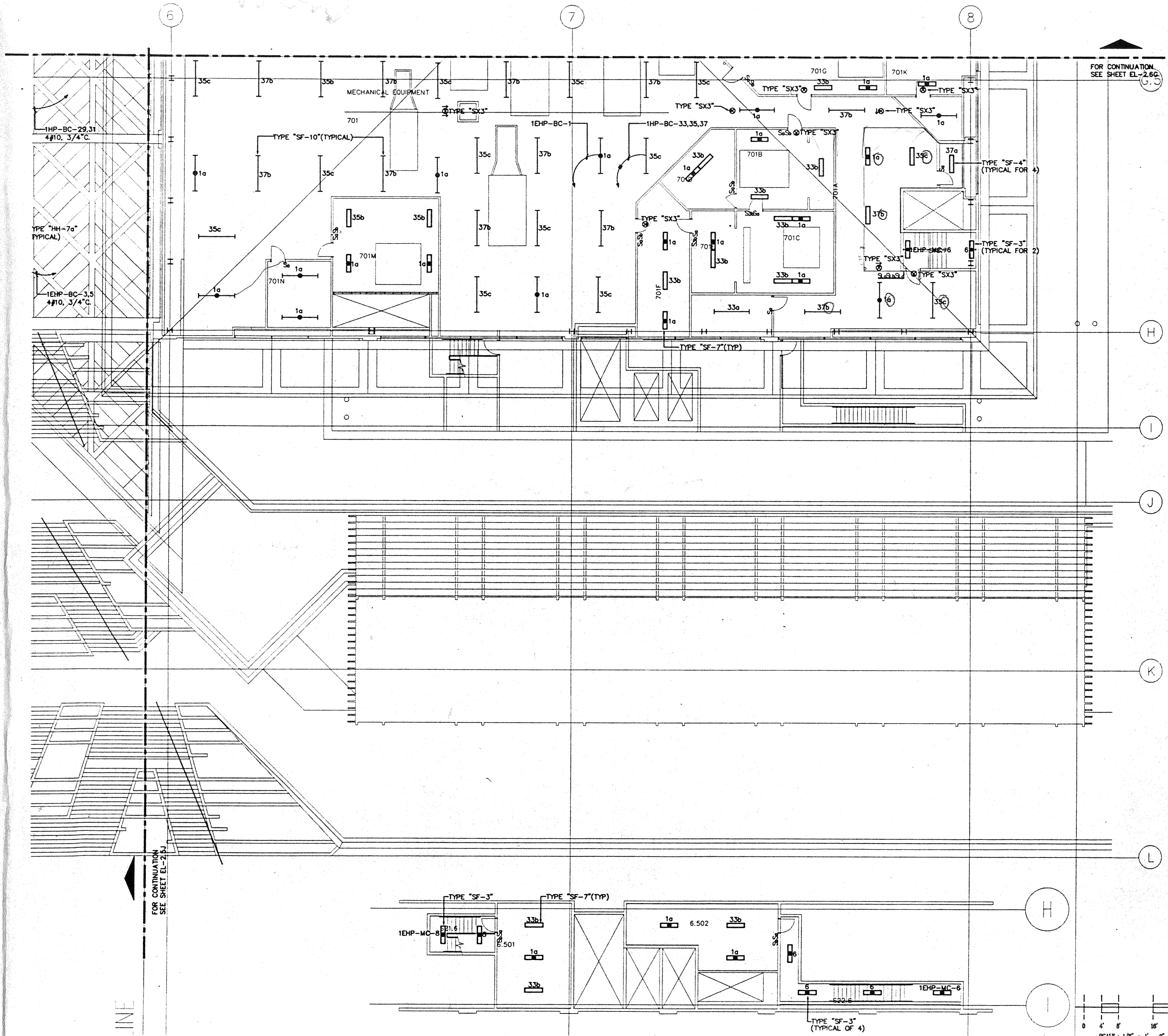
**Sheet Title**

**PENTHOUSE LEVEL  
SECTOR J  
FLOOR PLAN  
LIGHTING**

Designed	MB/07/TS/VV
Drawn	MB/07/TS/VV
Checked	N/NH
Date	9/15/95
Job No.	93039.02.9
Sheet No.	


**EL-2.6J**





**GENERAL NOTES:**

1. FOR EXACT LOCATION OF LIGHT FIXTURES REFER TO REFLECTED CEILING PLAN DRAWINGS.
2. ALL LIGHTING CIRCUITS SHALL BE CONTROLLED THROUGH LIGHTING CONTROL PANEL EXCEPT EMERGENCY CIRCUITS FOR EGRESS CORRIDOR, STAIR, AND EXIT SIGNS.
3. FOR EXACT LOCATION OF EXTERIOR LIGHTING REFER TO LANDSCAPE DRAWINGS.



# Hawai'i Convention Center

Convention Center Authority  
Honolulu, HI


Wimberly Allison Tong & Goo, Inc.  
Honolulu, HI

in association with  
Loachky Marquardt & Neeholm  
Seattle, WA

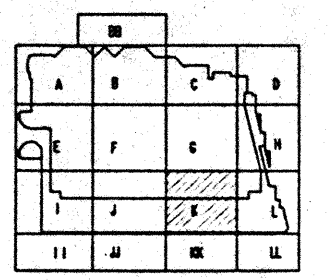
NORDIC / PCL  
A Joint Venture  
Honolulu, HI

**Consultants**

**Syska & Hennessy**  
**ENGINEERS**  
1900 West Olympic Blvd., Los Angeles, CA 90004  
Telephone (213) 478-2000 Fax (213) 478-7000



LUDVIK ELECTRIC  
7100 S. SHOSHONE  
DENVER, COLORADO  
80231



**Revisions**

No.	Date	Description
1/15/95	FINAL DOCUMENTS	
2/1/95	OCTOBER COORDINATION	
3/15/95	BUILDING PERMIT SET	

**Sheet Title**

**PENTHOUSE LEVEL  
SECTOR K  
FLOOR PLAN  
LIGHTING**

Designed	MB/DT/BNV
Drawn	MB/DT/BNV
Checked	N/RN
Date	9/15/95
Job No.	90038.02.9
Sheet No.	

**EL-2.6K**